

**Event:** Honda Indy Toronto  
**Track:** Streets of Toronto  
**Report:** Section Data Report  
**Session:** Race

**Round 10**  
**1.786 mile(s)**

**NTT INDYCAR SERIES**  
**July 16, 2023**



**Section Data for Car 2 - Newgarden, Josef**

Lap	T/SF to I1	I1 to I2	I2 to I3A	I3A to I3	I3 to I4	I4 to I5	I5 to I6A	I6A to I6	I6 to I7A	I7A to I7	I7 to I8	I8 to I9A	I9A to I9	I9 to I10	I10 to SF	
1	T	0.5722	2.3400	4.7427	5.5304	8.9141	15.4702	8.4519	6.9314	8.3550	4.6153	3.6909	3.0245	3.3741	9.2795	6.8849
	S	140.606	125.874	64.693	110.957	144.562	43.764	44.369	53.610	70.508	65.592	41.749	56.358	41.627	63.410	69.025
2	T	1.4846	6.7990			23.9503	11.5146	7.6675	6.2021	9.4537	5.7094	3.8629	2.8912	3.5272	13.3483	7.4649
	S	54.193	43.322			53.805	58.799	48.908	59.914	62.313	53.023	39.890	58.956	39.820	44.081	63.662
3	T	1.4177	5.5965			19.3457	12.0383	6.3849	5.5026	6.9031	4.7641	3.5958	2.9986	3.7773	11.5081	8.9072
	S	56.750	52.630			66.611	56.241	58.732	67.530	85.337	63.543	42.853	56.845	37.184	51.130	53.353
4	T	1.4285	6.8353			17.3860	11.3545	6.5843	5.8347	8.3058	4.7231	3.6077	2.7911	3.2883	8.9491	10.1923
	S	56.321	43.092			74.119	59.628	56.954	63.686	70.925	64.095	42.712	61.071	42.713	65.751	46.626
5	T	1.7025	5.7777			18.0321	12.0840	7.1915	5.8922	7.1731	3.8899	3.4019	2.6268	3.2557	9.2840	8.4757
	S	47.257	50.980			71.463	56.028	52.145	63.065	82.125	77.824	45.296	64.891	43.141	63.379	56.069
6	T	1.2850	4.7004			17.0639	11.2553	6.4230	5.4576	6.4627	4.6034	3.3242	2.6822	3.1337	8.3904	7.5916
	S	62.611	62.664			75.518	60.153	58.384	68.087	91.152	65.762	46.354	63.550	44.821	70.129	62.599
7	T	1.7259	5.9767			17.8585	11.6588	6.9711	5.3504	6.8319	3.9422	3.2563	2.6455	3.2172	8.7120	8.3747
	S	46.616	49.282			72.158	58.072	53.794	69.451	86.227	76.791	47.321	64.432	43.657	67.540	56.746
8	T	2.1218	6.2127			16.5003	11.3406	6.4499	5.4563	6.7689	4.0756	3.2618	2.8646	3.3587	7.8836	6.7865
	S	37.918	47.410			78.098	59.701	58.140	68.103	87.029	74.278	47.241	59.504	41.818	74.637	70.025
9	T	0.8560	2.9715	4.6957	8.6255	12.1224	10.2208	6.0273	6.7472	10.7240	5.4050	3.2597	3.7167	3.9331	7.3108	3.7687
	S	93.989	99.123	65.340	71.142	106.302	66.242	62.217	55.073	54.932	56.009	47.272	45.862	35.711	80.485	126.098
10	T	0.5495	2.2728	4.2476	5.0680	7.6592	9.3810	5.6596	4.4509	4.7802	3.0582	2.8588	2.2988	2.7681	6.6324	3.5721
	S	146.414	129.596	72.233	121.081	168.247	72.172	66.259	83.487	123.236	98.989	53.901	74.149	50.740	88.717	133.039
11	T	0.5243	2.2488	4.4082	5.0255	7.7005	8.8311	5.3459	4.3843	4.7802	2.7784	2.7327	2.2467	2.6467	6.5503	3.6607
	S	153.451	130.979	69.602	122.105	167.345	76.666	70.147	84.755	123.236	108.957	56.388	75.869	53.068	89.829	129.819
12	T	0.5427	2.1606	3.9787	4.8802	7.6199	8.7506	5.2628	4.3924	4.6939	2.8296	2.7455	2.2114	2.6406	6.5202	3.6668
	S	148.249	136.326	77.115	125.740	169.115	77.371	71.255	84.599	125.501	106.986	56.125	77.080	53.190	90.244	129.603
13	T	0.5441	2.1106	3.8828	4.8487	7.4469	8.4593	5.1492	4.3376	4.8297	2.6967	2.6836	2.1789	2.5942	6.5851	3.6842
	S	147.867	139.555	79.020	126.557	173.043	80.036	72.827	85.667	121.973	112.258	57.419	78.230	54.142	89.355	128.991
14	T	0.5463	2.1344	3.8604	4.9218	7.7008	8.5141	5.1828	4.3009	4.7765	2.7113	2.6956	2.2063	2.5807	6.4731	3.6521
	S	147.272	137.999	79.478	124.677	167.338	79.520	72.355	86.398	123.331	111.654	57.164	77.258	54.425	90.901	130.124
15	T	0.5439	2.1300	3.8749	4.8633	7.4520	8.5806	5.2666	4.4508	4.7308	2.7641	2.7207	2.1992	2.6286	6.5586	3.6656
	S	147.922	138.284	79.181	126.177	172.925	78.904	71.203	83.489	124.522	109.521	56.636	77.508	53.433	89.716	129.645
16	T	0.5446	2.1655	3.9359	4.9420	7.6320	8.5286	5.2716	4.4425	4.8560	2.7409	2.6956	2.2287	2.5990	6.5508	3.6858
	S	147.731	136.017	77.954	124.168	168.846	79.385	71.136	83.645	121.312	110.448	57.164	76.482	54.042	89.822	128.935
17	T	0.5472	2.1386	3.9309	4.9193	7.5931	8.8115	5.3024	4.4791	4.8889	2.8619	2.7805	2.2757	2.6549	6.5928	3.6365
	S	147.030	137.728	78.053	124.741	169.711	76.837	70.723	82.961	120.496	105.778	55.418	74.902	52.904	89.250	130.683
18	T	0.5404	2.1150	3.9433	4.9643	7.5597	8.7545	5.2742	4.5961	4.8534	2.7748	2.7708				
	S	148.880	139.265	77.807	123.610	170.461	77.337	71.101	80.849	121.377	109.099	55.612				
19	T	0.6160	2.4328	4.1547	5.0524	7.7907	8.6332	5.2687	4.4062	4.8086	2.7197	2.7140	2.2409	2.6163	6.6343	3.6989
	S	130.608	121.073	73.848	121.454	165.407	78.423	71.175	84.334	122.508	111.309	56.776	76.065	53.684	88.692	128.478

**Event:** Honda Indy Toronto  
**Track:** Streets of Toronto  
**Report:** Section Data Report  
**Session:** Race

**Round 10**  
**1.786 mile(s)**

**NTT INDYCAR SERIES**  
**July 16, 2023**



**Section Data for Car 2 - Newgarden, Josef**

Lap	T/Slap	PI to PO	PO to I8	SF to PI
1	T	92.1771	89.2531	
	S	69.753	61.946	
2	T	126.6653		
	S	50.761		
3	T	116.1770		
	S	55.343		
4	T	111.7392		
	S	57.541		
5	T	108.6489		
	S	59.178		
6	T	105.3607		
	S	61.025		
7	T	108.5245		
	S	59.246		
8	T	104.2681		
	S	61.664		
9	T	90.3844		
	S	71.136		
10	T	65.2572		
	S	98.527		
11	T	63.8643		
	S	100.676		
12	T	62.8959		
	S	102.226		
13	T	62.0316		
	S	103.650		
14	T	62.2571		
	S	103.275		
15	T	62.4297		
	S	102.989		
16	T	62.8195		
	S	102.350		
17	T	63.4133		
	S	101.392		
18	T	83.7193	26.8888	54.1199
	S	76.799	25.788	102.160
19	T	63.7874		
	S	100.797		

Event: Honda Indy Toronto  
Track: Streets of Toronto  
Report: Section Data Report  
Session: Race

Round 10  
1.786 mile(s)  
NTT INDYCAR SERIES  
July 16, 2023



Section Data for Car 2 - Newgarden, Josef

Lap	T/SF to I1	I1 to I2	I2 to I3A	I3A to I3	I3 to I4	I4 to I5	I5 to I6A	I6A to I6	I6 to I7A	I7A to I7	I7 to I8	I8 to I9A	I9A to I9	I9 to I10	I10 to SF	
20	T	0.5499	2.1524	3.9082	4.9334	7.7031	8.4095	5.1927	4.3063	4.7532	2.7347	2.6706	2.2072	2.5704	6.4804	3.6791
	S	146.308	136.845	78.506	124.384	167.288	80.510	72.217	86.290	123.936	110.699	57.699	77.227	54.643	90.798	129.169
21	T	0.5499	2.1279	3.7969	4.9859	7.8186	8.3717	5.1298	4.2863	4.7542	2.6903	2.6450	2.1780	2.6004	6.4756	3.7066
	S	146.308	138.421	80.808	123.074	164.817	80.873	73.102	86.693	123.910	112.525	58.257	78.262	54.013	90.866	128.211
22	T	0.5526	2.1531	3.8408	5.0019	7.8007	8.2056	5.0755	4.3156	4.7893	2.7437	2.6451	2.2029	2.5315	6.4232	3.6777
	S	145.593	136.801	79.884	122.681	165.195	82.510	73.884	86.104	123.001	110.335	58.255	77.377	55.483	91.607	129.219
23	T	0.5496	2.0969	3.7985	5.0013	7.7854	8.3303	5.0938	4.3147	4.7903	2.6822	2.6421	2.1956	2.5513	6.4421	3.6899
	S	146.387	140.467	80.774	122.695	165.520	81.275	73.619	86.122	122.976	112.865	58.321	77.635	55.052	91.338	128.791
24	T	0.5508	2.1018	3.7825	4.9865	7.7298	8.2438	5.1031	4.3151	4.7426	2.6585	2.6499	2.2078	2.5748	6.4206	3.6736
	S	146.069	140.140	81.115	123.060	166.710	82.128	73.485	86.114	124.213	113.871	58.150	77.206	54.550	91.644	129.363
25	T	0.5488	2.1461	3.7634	4.9615	7.8027	8.3839	5.0941	4.3497	4.8036	2.6656	2.6152	2.1846	2.5664	6.4256	3.6950
	S	146.601	137.247	81.527	123.680	165.153	80.755	73.615	85.429	122.635	113.568	58.921	78.026	54.728	91.573	128.614
26	T	0.5507	2.1366	3.8914	4.9975	7.7904	8.3607	5.0993	4.4026	4.8030	2.7459	2.6715	2.1873	2.5856	6.4348	3.6627
	S	146.095	137.857	78.845	122.789	165.413	80.980	73.540	84.403	122.651	110.247	57.680	77.929	54.322	91.442	129.748
27	T	0.5466	2.1317	3.8167	5.0062	7.7396	8.3811	5.1758	4.4087	4.8101	2.7308	2.7283	2.2416	2.5278	6.5252	3.6676
	S	147.191	138.174	80.388	122.575	166.499	80.782	72.453	84.286	122.470	110.857	56.479	76.041	55.564	90.175	129.574
28	T	0.5459	2.1508	3.8784	4.9531	7.6373	8.5229	5.1510	4.3486	4.8238	2.7123	2.6364	2.2207	2.5552	6.3932	3.6764
	S	147.380	136.947	79.109	123.889	168.729	79.438	72.801	85.451	122.122	111.613	58.447	76.757	54.968	92.037	129.264
29	T	0.5499	2.1421	3.8267	4.9474	7.7501	8.3957	5.1220	4.3741	4.8091	2.7612	2.6426	2.1945	2.5573	6.4637	3.6834
	S	146.308	137.503	80.178	124.032	166.274	80.642	73.214	84.953	122.495	109.636	58.310	77.674	54.923	91.033	129.019
30	T	0.5480	2.1166	3.8245	4.9919	7.7752	8.4838	5.1675	4.4063	4.8245	2.7447	2.6948	2.2352	2.5737	6.4435	3.6638
	S	146.815	139.160	80.224	122.926	165.737	79.805	72.569	84.332	122.104	110.295	57.181	76.259	54.573	91.318	129.709
31	T	0.5456	2.1416	3.9237	5.0264	7.6871	8.5689	5.5371	4.5515	4.8404	2.9987	2.7696	2.2728	2.6056	6.5531	3.6803
	S	147.461	137.535	78.196	122.083	167.636	79.012	67.725	81.641	121.703	100.953	55.637	74.998	53.905	89.791	129.127
32	T	0.5477	2.1703	3.8763	5.0021	7.7884	8.6678	5.2438	4.4524	4.8270	2.8665	2.7191	2.2502	2.5973	6.4589	3.6867
	S	146.895	135.716	79.152	122.676	165.456	78.110	71.513	83.459	122.041	105.609	56.670	75.751	54.077	91.101	128.903
33	T	0.5487	2.1855	3.9479	5.0315	7.7626	8.5722	5.2266	4.5519	4.8140	2.9904	2.8179	2.3282	2.6700	6.5766	3.6606
	S	146.628	134.773	77.717	121.959	166.006	78.982	71.748	81.634	122.370	101.233	54.683	73.213	52.605	89.470	129.822
34	T	0.5453	2.1863	4.0037	5.0387	7.7864	8.6340	5.2947	4.5871	4.7793	2.7862	2.9216	2.3272	2.6595	6.4441	3.6462
	S	147.542	134.723	76.634	121.785	165.498	78.416	70.826	81.008	123.259	108.652	52.742	73.244	52.812	91.310	130.335
35	T	0.5418	2.1237	3.9258	4.8909	7.4343	8.8207	5.3372	4.4814	4.9130	2.7608	2.7049	2.2548	2.5599	6.6150	3.6561
	S	148.495	138.694	78.154	125.465	173.337	76.756	70.262	82.918	119.905	109.652	56.967	75.596	54.867	88.951	129.982
36	T	0.5416	2.1282	3.9914	5.0365	7.6774	8.7095	5.3540	4.6282	4.9257	2.8568	2.7426	2.2456	2.6168	6.3950	3.6837
	S	148.550	138.401	76.870	121.838	167.848	77.736	70.041	80.288	119.595	105.967	56.184	75.906	53.674	92.011	129.008
37	T	0.5507	2.1032	3.8977	4.9107	7.5345	8.5557	5.1540	4.4034	4.8449	2.7087	2.7101	2.2486	2.6463	6.4790	3.5996
	S	146.095	140.046	78.718	124.959	171.031	79.134	72.759	84.387	121.590	111.761	56.858	75.805	53.076	90.818	132.022
38	T	0.5356	2.1532	4.2396	5.2622	7.6440	9.0879	5.3535	4.5295	4.9117	2.7479	2.7081	2.2725	2.5788	6.5346	3.7084
	S	150.214	136.794	72.370	116.612	168.581	74.500	70.048	82.038	119.936	110.167	56.900	75.008	54.465	90.045	128.149

**Event:** Honda Indy Toronto  
**Track:** Streets of Toronto  
**Report:** Section Data Report  
**Session:** Race

**Round 10**  
**1.786 mile(s)**

**NTT INDYCAR SERIES**  
**July 16, 2023**



**Section Data for Car 2 - Newgarden, Josef**

Lap	T/Slap	PI to PO	PO to I8	SF to PI
20	T	62.2511		
	S	103.285		
21	T	62.1171		
	S	103.508		
22	T	61.9592		
	S	103.772		
23	T	61.9640		
	S	103.763		
24	T	61.7412		
	S	104.138		
25	T	62.0062		
	S	103.693		
26	T	62.3200		
	S	103.171		
27	T	62.4378		
	S	102.976		
28	T	62.2060		
	S	103.360		
29	T	62.2198		
	S	103.337		
30	T	62.4940		
	S	102.883		
31	T	63.7024		
	S	100.932		
32	T	63.1545		
	S	101.807		
33	T	63.6846		
	S	100.960		
34	T	63.6403		
	S	101.030		
35	T	63.0203		
	S	102.024		
36	T	63.5330		
	S	101.201		
37	T	62.3471		
	S	103.126		
38	T	64.2675		
	S	100.044		

**Event:** Honda Indy Toronto  
**Track:** Streets of Toronto  
**Report:** Section Data Report  
**Session:** Race

**Round 10**  
**1.786 mile(s)**  
**NTT INDYCAR SERIES**  
**July 16, 2023**



**Section Data for Car 2 - Newgarden, Josef**

Lap	T/SF to I1	I1 to I2	I2 to I3A	I3A to I3	I3 to I4	I4 to I5	I5 to I6A	I6A to I6	I6 to I7A	I7A to I7	I7 to I8	I8 to I9A	I9A to I9	I9 to I10	I10 to SF	
39	T	0.5532	2.1240	3.9404	5.0517	7.8383	8.5810	5.1963	4.4377	4.8667	2.7261	2.6880	2.2327	2.5707	6.5218	3.7096
	S	145.435	138.675	77.865	121.471	164.403	78.901	72.167	83.735	121.045	111.048	57.325	76.345	54.637	90.222	128.107
40	T	0.5511	2.1419	3.9359	5.0424	7.8262	8.5653	5.2169	4.4209	4.8945	2.8154	2.7344	2.2413	2.5689	6.4702	3.6761
	S	145.989	137.516	77.954	121.695	164.657	79.045	71.882	84.053	120.358	107.525	56.353	76.052	54.675	90.941	129.275
41	T	0.5485	2.1329	3.9406	4.9338	7.6704	8.6748	5.2123	4.4497	4.8767	2.7748	2.6902	2.2464	2.5930	6.4251	3.6758
	S	146.681	138.096	77.861	124.374	168.001	78.047	71.945	83.509	120.797	109.099	57.279	75.879	54.167	91.580	129.285
42	T	0.5485	2.1504	3.9015	5.0284	8.8702	10.5210	6.6358	5.5291	6.4766	4.1939	3.4183	2.9965	3.9632	9.3997	4.4463
	S	146.681	136.972	78.641	122.034	145.277	64.352	56.512	67.206	90.957	72.183	45.078	56.885	35.440	62.599	106.882
43	T	0.6367	2.7153	4.4614	5.9026	13.3744	12.7032	7.6740	7.1800	9.8906	7.0415	4.3364	3.6400	6.3423	13.4935	6.8727
	S	126.362	108.476	68.772	103.960	96.351	53.297	48.866	51.754	59.561	42.992	35.534	46.828	22.146	43.607	69.147
44	T	1.2026	4.4336	5.1461	7.7528	16.7450	10.2996	6.7521	6.7481	10.5821	5.6218	3.5575	2.7287	3.2644	8.9787	6.9501
	S	66.901	66.435	59.621	79.150	76.956	65.735	55.538	55.066	55.669	53.849	43.314	62.467	43.026	65.534	68.377
45	T	0.7679	3.6514	5.2096	9.6070	13.3719	11.4124	7.5555	6.5913	8.1317	5.0265	3.8321	3.7429	4.4345	8.0510	3.7938
	S	104.772	80.666	58.895	63.874	96.369	59.325	49.633	56.376	72.444	60.226	40.211	45.541	31.673	73.085	125.264
46	T	0.5507	2.2212	4.4797	6.7658	13.6037	10.7117	6.2360	5.7412	5.8529	3.6203	3.2271	2.6181	3.1166	10.2057	6.3986
	S	146.095	132.606	68.491	90.697	94.727	63.206	60.135	64.724	100.649	83.619	47.749	65.106	45.067	57.655	74.271
47	T	0.8402	2.9406	4.9206	9.2994	15.4608	12.4424	8.2054	7.6260	10.9388	5.4243	3.7950	3.3996	4.5694	15.0096	5.3590
	S	95.756	100.165	62.354	65.987	83.349	54.414	45.702	48.727	53.853	55.809	40.604	50.140	30.738	39.202	88.678
48	T	0.7261	4.3870	5.3364	8.0000	12.9310	11.0494	6.4356	5.8675	9.4316	4.6558	3.4402	3.2401	4.1145	12.1249	7.9186
	S	110.804	67.141	57.495	76.705	99.655	61.274	58.270	63.330	62.459	65.022	44.791	52.608	34.136	48.529	60.014
49	T	1.1943	3.1880	4.7417	8.5945	13.0810	11.7710	6.2557	7.1443	8.8436	4.8359	3.1822				
	S	67.365	92.392	64.706	71.399	98.512	57.518	59.945	52.012	66.612	62.600	48.423				
50	T	0.6676	3.4506	5.2035	6.7768	13.6911	11.3950	6.3690	5.3345	6.1622	4.4036	3.1321	2.6006	3.1948	9.7401	8.5233
	S	120.513	85.361	58.964	90.550	94.122	59.416	58.879	69.658	95.597	68.745	49.197	65.544	43.963	60.411	55.756
51	T	1.6861	3.8251	4.9067	6.3271	14.5763	10.6493	5.9121	5.2497	7.3726	4.3665	2.9530	2.3902	3.0328	8.3941	3.7725
	S	47.716	77.003	62.530	96.985	88.406	63.577	63.429	70.783	79.903	69.330	52.181	71.314	46.312	70.098	125.971
52	T	0.5447	2.3570	4.6285	5.1868	7.6501	9.6149	6.4160	4.8813	4.9491	3.1803	2.9845	2.4064	2.8241	6.9776	3.8157
	S	147.704	124.966	66.289	118.307	168.447	70.416	58.448	76.125	119.030	95.188	51.630	70.834	49.734	84.328	124.545
53	T	0.5620	2.2661	4.2154	5.1798	7.8950	9.2182	5.5656	4.4826	4.8860	2.8391	2.7768	2.3303	2.7493	6.7604	3.7194
	S	143.158	129.979	72.785	118.467	163.222	73.447	67.378	82.896	120.567	106.628	55.492	73.147	51.087	87.038	127.770
54	T	0.5528	2.2742	4.0653	5.1463	7.8524	8.8374	5.4136	4.5838	4.9232	2.9418	2.8056	2.2906	2.6885	6.6064	3.7107
	S	145.540	129.516	75.472	119.238	164.107	76.611	69.270	81.066	119.656	102.905	54.923	74.415	52.243	89.067	128.069
55	T	0.5529	2.3087	4.0566	5.0417	7.6971	8.6652	5.4503	4.5323	4.9048	2.9556	2.7417	2.2749	2.6559	6.5484	3.7022
	S	145.514	127.581	75.634	121.712	167.418	78.134	68.804	81.987	120.105	102.425	56.203	74.928	52.884	89.855	128.363
56	T	0.5506	2.1593	3.9384	5.0269	7.8619	8.5851	5.3448	4.4330	4.8238	2.8553	2.6425	2.2367	2.5756	6.4920	3.6991
	S	146.122	136.408	77.904	122.071	163.909	78.863	70.162	83.824	122.122	106.023	58.313	76.208	54.533	90.636	128.471
57	T	0.5529	2.2336	3.9632	5.0711	7.7999	8.4997	5.2975	4.4491	4.8588	2.8304	2.6946	2.2682	2.6116	6.4867	3.6823
	S	145.514	131.870	77.417	121.007	165.212	79.655	70.788	83.520	121.242	106.956	57.185	75.150	53.781	90.710	129.057

**Event:** Honda Indy Toronto  
**Track:** Streets of Toronto  
**Report:** Section Data Report  
**Session:** Race

**Round 10**  
**1.786 mile(s)**

**NTT INDYCAR SERIES**  
**July 16, 2023**



**Section Data for Car 2 - Newgarden, Josef**

Lap	T/Slap	PI to PO	PO to I8	SF to PI
39	T	63.0382		
	S	101.995		
40	T	63.1014		
	S	101.893		
41	T	62.8450		
	S	102.309		
42	T	78.0794		
	S	82.347		
43	T	106.2646		
	S	60.506		
44	T	100.7632		
	S	63.809		
45	T	95.1795		
	S	67.552		
46	T	85.3493		
	S	75.333		
47	T	110.2311		
	S	58.328		
48	T	99.6587		
	S	64.516		
49	T	116.2670	34.3428	72.4551
	S	55.300	20.191	76.307
50	T	90.6448		
	S	70.932		
51	T	85.4141		
	S	75.276		
52	T	68.4170		
	S	93.977		
53	T	65.4460		
	S	98.243		
54	T	64.6926		
	S	99.387		
55	T	64.0883		
	S	100.324		
56	T	63.2250		
	S	101.694		
57	T	63.2996		
	S	101.574		

Event: Honda Indy Toronto  
Track: Streets of Toronto  
Report: Section Data Report  
Session: Race

Round 10  
1.786 mile(s)  
NTT INDYCAR SERIES  
July 16, 2023



Section Data for Car 2 - Newgarden, Josef

Lap	T/SF to I1	I1 to I2	I2 to I3A	I3A to I3	I3 to I4	I4 to I5	I5 to I6A	I6A to I6	I6 to I7A	I7A to I7	I7 to I8	I8 to I9A	I9A to I9	I9 to I10	I10 to SF	
58	T	0.5500	2.1877	3.8860	4.9860	7.8003	8.4943	5.2454	4.4446	4.8421	2.8667	2.6450	2.2375	2.5794	6.4853	3.6962
	S	146.281	134.637	78.955	123.072	165.203	79.706	71.491	83.605	121.660	105.601	58.257	76.181	54.452	90.730	128.572
59	T	0.5513	2.2219	3.9075	5.0287	7.7932	8.6089	5.2736	4.4745	4.8401	2.7733	2.7225	2.2221	2.6075	6.4845	3.6976
	S	145.936	132.565	78.520	122.027	165.354	78.645	71.109	83.046	121.710	109.158	56.599	76.709	53.866	90.741	128.523
60	T	0.5527	2.1760	3.9034	5.0235	7.8127	8.5760	5.2204	4.4401	4.8358	2.7972	2.6914	2.2310	2.5889	6.4921	3.7257
	S	145.566	135.361	78.603	122.153	164.941	78.947	71.834	83.690	121.819	108.225	57.253	76.403	54.253	90.635	127.554
61	T	0.5549	2.1932	3.9007	5.0271	7.8162	8.5561	5.2401	4.4378	4.8362	2.8116	2.6713	2.2525	2.5973	6.4903	3.7282
	S	144.989	134.299	78.657	122.066	164.867	79.130	71.564	83.733	121.809	107.671	57.684	75.673	54.077	90.660	127.468
62	T	0.5561	2.1938	3.9085	5.0250	7.8290	8.5180	5.3061	4.5226	4.8454	2.7833	2.6896	2.2363	2.5871	6.5039	3.7048
	S	144.676	134.263	78.500	122.117	164.598	79.484	70.673	82.163	121.577	108.766	57.291	76.222	54.290	90.470	128.273
63	T	0.5520	2.1711	3.8561	5.0264	7.8591	8.6478	5.3421	4.5592	4.7139	3.0165	2.8854	2.2747	2.6524	6.4903	3.6066
	S	145.751	135.666	79.567	122.083	163.967	78.291	70.197	81.504	124.969	100.357	53.404	74.935	52.954	90.660	131.766
64	T	0.5401	2.1760	4.0275	4.9381	7.7502	8.7211	5.3719	4.5649	4.8176	2.8360	2.6846	2.2500	2.6041	6.5855	3.6601
	S	148.962	135.361	76.181	124.266	166.271	77.633	69.808	81.402	122.279	106.744	57.398	75.758	53.936	89.349	129.840
65	T	0.5444	2.1467	3.8980	4.9733	7.7237	8.6040	5.3510	4.5511	4.9158	2.8992	2.7782	2.3037	2.7976	6.6270	3.6538
	S	147.786	137.208	78.712	123.386	166.842	78.690	70.080	81.649	119.836	104.418	55.464	73.992	50.205	88.790	130.064
66	T	0.5455	2.1351	3.9719	4.9534	7.6946	8.6455	5.2576	4.4404	4.8604	2.7823	2.6833	2.2745	2.5847	6.4540	3.6962
	S	147.488	137.954	77.247	123.882	167.473	78.312	71.325	83.684	121.202	108.805	57.426	74.942	54.341	91.170	128.572
67	T	0.5517	2.1669	3.9017	5.0688	7.8676	8.5398	5.2109	4.4394	4.9337	2.7526	2.7162	2.2712	2.6078	6.4525	3.7061
	S	145.830	135.929	78.637	121.061	163.790	79.281	71.965	83.703	119.401	109.979	56.730	75.050	53.859	91.191	128.228
68	T	0.5514	2.1706	3.8887	5.0393	7.8279	8.6248	5.2628	4.4870	4.8583	2.8138	2.6616	2.2147	2.6105	6.5113	3.6928
	S	145.910	135.698	78.900	121.770	164.621	78.500	71.255	82.815	121.255	107.587	57.894	76.965	53.804	90.367	128.690
69	T	0.5495	2.1267	3.9128	5.0338	7.8545	8.6046	5.2109	4.4787	4.8671	2.7735	2.6605	2.2001	2.5809	6.4878	3.6848
	S	146.414	138.499	78.414	121.903	164.063	78.684	71.965	82.968	121.035	109.150	57.918	77.476	54.421	90.695	128.970
70	T	0.5495	2.1911	3.8875	5.0307	7.8367	8.6281	5.2421	4.4968	4.8415	2.8680	2.6809	2.2388	2.5510	6.4631	3.6672
	S	146.414	134.428	78.924	121.978	164.436	78.470	71.536	82.635	121.675	105.553	57.477	76.137	55.059	91.041	129.589
71	T	0.5483	2.1754	3.9532	5.0233	7.7901	8.5978	5.2940	4.5659	4.8927	2.7341	2.6893	2.2721	2.6224	6.5519	3.6985
	S	146.735	135.398	77.613	122.158	165.420	78.746	70.835	81.384	120.402	110.723	57.298	75.021	53.560	89.807	128.492
72	T	0.5498	2.1723	3.9003	4.9763	7.7610	8.6554	5.2292	4.5080	4.8246	2.8334	2.7479	2.2531	2.5811	6.5747	3.6771
	S	146.334	135.592	78.665	123.312	166.040	78.222	71.713	82.429	122.102	106.842	56.076	75.653	54.417	89.496	129.240
73	T	0.5469	2.1841	3.9142	5.0018	7.7029	8.5984	5.5003	4.6581	4.7762	2.6384	2.8778	2.4001	2.7519	6.5501	3.6638
	S	147.110	134.859	78.386	122.683	167.292	78.741	68.178	79.773	123.339	114.739	53.545	71.020	51.039	89.832	129.709
74	T	0.5448	2.1522	3.8806	4.9855	7.7688	8.5679	5.1906	4.4759	4.8422	2.7749	2.6738	2.2224	2.6273	6.5315	3.6982
	S	147.677	136.858	79.065	123.084	165.873	79.021	72.246	83.020	121.658	109.095	57.630	76.698	53.460	90.088	128.502
75	T	0.5490	2.1787	3.9338	5.0197	7.8042	8.5718	5.2031	4.4783	4.8439	2.7770	2.6280	2.2768	2.5855	6.5787	3.6616
	S	146.547	135.193	77.995	122.246	165.121	78.985	72.072	82.976	121.615	109.012	58.634	74.866	54.324	89.442	129.787
76	T	0.5451	2.1232	3.9262	5.0168	7.7606	8.6012	5.2690	4.4850	4.8779	2.8162	2.7175	2.2453	2.5884	6.4982	3.6716
	S	147.596	138.727	78.146	122.316	166.049	78.715	71.171	82.852	120.767	107.495	56.703	75.916	54.263	90.550	129.433

**Event:** Honda Indy Toronto  
**Track:** Streets of Toronto  
**Report:** Section Data Report  
**Session:** Race

**Round 10**  
**1.786 mile(s)**

**NTT INDYCAR SERIES**  
**July 16, 2023**



**Section Data for Car 2 - Newgarden, Josef**

Lap	T/Slap	PI to PO	PO to I8	SF to PI
58	T	62.9465		
	S	102.144		
59	T	63.2072		
	S	101.723		
60	T	63.0669		
	S	101.949		
61	T	63.1135		
	S	101.874		
62	T	63.2095		
	S	101.719		
63	T	63.6536		
	S	101.009		
64	T	63.5277		
	S	101.209		
65	T	63.7675		
	S	100.829		
66	T	62.9794		
	S	102.091		
67	T	63.1869		
	S	101.755		
68	T	63.2155		
	S	101.709		
69	T	63.0262		
	S	102.015		
70	T	63.1730		
	S	101.778		
71	T	63.4090		
	S	101.399		
72	T	63.2442		
	S	101.663		
73	T	63.7650		
	S	100.833		
74	T	62.9366		
	S	102.160		
75	T	63.0901		
	S	101.911		
76	T	63.1422		
	S	101.827		

Event: Honda Indy Toronto  
Track: Streets of Toronto  
Report: Section Data Report  
Session: Race

Round 10  
1.786 mile(s)  
NTT INDYCAR SERIES  
July 16, 2023



Section Data for Car 2 - Newgarden, Josef

Lap	T/SF to I1	I1 to I2	I2 to I3A	I3A to I3	I3 to I4	I4 to I5	I5 to I6A	I6A to I6	I6 to I7A	I7A to I7	I7 to I8	I8 to I9A	I9A to I9	I9 to I10	I10 to SF	
77	T	0.5463	2.1679	3.9219	5.0034	7.7732	8.7696	5.2264	4.4966	4.8814	2.7752	2.6612	2.2815	2.6344	6.5141	3.6816
	S	147.272	135.867	78.232	122.644	165.779	77.204	71.751	82.638	120.681	109.083	57.903	74.712	53.316	90.329	129.082
78	T	0.5465	2.1337	3.9203	4.9837	7.7730	8.6180	5.2143	4.4818	4.9664	2.7991	2.7680	2.2805	2.6450	6.5403	3.7015
	S	147.218	138.044	78.264	123.129	165.784	78.562	71.918	82.911	118.615	108.152	55.669	74.744	53.102	89.967	128.388
79	T	0.5482	2.1502	4.0099	5.0496	7.7636	8.6327	5.1845	4.5341	4.9348	2.8529	2.7126	2.2271	2.6213	6.5309	3.6801
	S	146.761	136.985	76.515	121.522	165.984	78.428	72.331	81.955	119.375	106.112	56.806	76.537	53.582	90.096	129.134
80	T	0.5468	2.1543	3.9761	5.0272	7.7778	8.6165	5.2580	4.5124	4.8873	2.8293	2.7051	2.2473	2.6316	6.5864	3.6724
	S	147.137	136.724	77.166	122.063	165.681	78.575	71.320	82.349	120.535	106.997	56.963	75.849	53.372	89.337	129.405
81	T	0.5456	2.1482	3.9777	5.0359	7.7971	8.6790	5.2590	4.5064	4.8955	2.8215	2.7526	2.2741	2.6255	6.5209	3.6571
	S	147.461	137.113	77.135	121.852	165.271	78.010	71.306	82.458	120.333	107.293	55.980	74.955	53.496	90.234	129.946
82	T	0.5446	2.1353	3.9451	5.0297	7.7714	8.7876	5.4318	4.6756	4.9621	2.7976	2.8252	2.2903	2.6163	6.5525	3.6204
	S	147.731	137.941	77.772	122.003	165.818	77.046	69.038	79.474	118.718	108.210	54.542	74.425	53.684	89.799	131.264
83	T	0.5384	2.1548	3.9699	4.9199	7.5101	9.1845	5.8616	4.7920	4.8700	2.8865	2.8316	2.3006	2.7424	6.6035	3.6004
	S	149.433	136.693	77.286	124.725	171.587	73.716	63.976	77.544	120.963	104.877	54.418	74.091	51.216	89.106	131.993
84	T	0.5340	2.1587	4.0292	4.9507	7.4609	8.9708	5.6666	4.8133	4.9773	2.8758	2.9132	2.3880	2.8411	7.1149	3.9754
	S	150.664	136.446	76.149	123.949	172.719	75.472	66.177	77.201	118.356	105.267	52.894	71.380	49.437	82.701	119.542
85	T	0.5827	2.3794	4.2488	5.3585	8.2707	9.0509	5.3974	4.7503	5.2072	2.9932	2.7225	2.4489	2.7336	6.9618	3.7396
	S	138.072	123.790	72.213	114.516	155.807	74.804	69.478	78.225	113.130	101.138	56.599	69.605	51.381	84.520	127.080
86	T	0.5836	2.8571	5.2455	9.6247	16.6365										
	S	137.859	103.092	58.492	63.756	77.458										

**Event:** Honda Indy Toronto  
**Track:** Streets of Toronto  
**Report:** Section Data Report  
**Session:** Race

**Round 10**  
**1.786 mile(s)**

**NTT INDYCAR SERIES**  
**July 16, 2023**



**Section Data for Car 2 - Newgarden, Josef**

Lap	T/SLap	PI to PO	PO to I8	SF to PI
77	T	63.3347		
	S	101.518		
78	T	63.3721		
	S	101.458		
79	T	63.4325		
	S	101.361		
80	T	63.4285		
	S	101.368		
81	T	63.4961		
	S	101.260		
82	T	63.9855		
	S	100.485		
83	T	64.7662		
	S	99.274		
84	T	65.6699		
	S	97.908		
85	T	66.8455		
	S	96.186		
86	T			
	S			

**Event:** Honda Indy Toronto  
**Track:** Streets of Toronto  
**Report:** Section Data Report  
**Session:** Race

**Round 10**  
**1.786 mile(s)**

**NTT INDYCAR SERIES**  
**July 16, 2023**



**Section Data for Car 3 - McLaughlin, Scott**

Lap	T/SF to I1	I1 to I2	I2 to I3A	I3A to I3	I3 to I4	I4 to I5	I5 to I6A	I6A to I6	I6 to I7A	I7A to I7	I7 to I8	I8 to I9A	I9A to I9	I9 to I10	I10 to SF	
1	T	0.5906	2.3527	4.4543	5.1269	8.0261	11.1395	7.7492	6.1422	7.5997	4.3994	3.2743	3.0280	3.7089	9.7261	6.7101
	S	136.225	125.195	68.881	119.690	160.556	60.779	48.392	60.498	77.515	68.811	47.061	56.293	37.870	60.498	70.823
2	T	1.3016	5.6999			18.3084	14.6001	8.3203	6.9083	8.1897	5.7936	3.8437	3.1880	3.6641	11.0023	7.4659
	S	61.812	51.676			70.385	46.373	45.070	53.789	71.931	52.252	40.089	53.468	38.333	53.481	63.653
3	T	1.4253	5.5439			14.6095	12.2723	8.5325	6.9343	8.0540	5.4675	4.1119	3.4918	3.6590	11.0730	7.1132
	S	56.447	53.130			88.205	55.169	43.950	53.587	73.143	55.368	37.474	48.816	38.386	53.139	66.809
4	T	1.1333	4.6355			12.4003	12.3869	8.0801	6.6980	9.4954	5.6484	3.9846	3.0989	3.6218	10.8711	7.0213
	S	70.991	63.541			103.920	54.658	46.410	55.478	62.040	53.595	38.672	55.005	38.780	54.126	67.684
5	T	1.1181	4.5336			13.9861	11.7191	7.1240	6.4171	9.3771	5.7434	3.6231	3.3435	3.4667	9.9610	6.7549
	S	71.956	64.969			92.137	57.773	52.639	57.906	62.822	52.709	42.530	50.981	40.515	59.071	70.353
6	T	1.0800	5.2371			14.1374	11.2813	7.2048	6.2128	8.2812	5.5108	3.9147	3.8789	3.5310	9.4070	6.5338
	S	74.495	56.242			91.151	60.015	52.049	59.811	71.136	54.933	39.362	43.944	39.778	62.550	72.734
7	T	1.1900	4.4541			13.4964	11.2236	7.6872	5.9215	8.1456	4.6307	3.6451	3.3996	3.6965	9.8653	6.4543
	S	67.609	66.129			95.480	60.323	48.782	62.753	72.320	65.374	42.273	50.140	37.997	59.644	73.630
8	T	0.9443	5.0917			13.4799	11.7170	6.8198	6.1856	7.8980	4.7295	3.4045	3.3245	3.3850	9.6756	5.9602
	S	85.200	57.848			95.597	57.783	54.987	60.074	74.587	64.008	45.261	51.272	41.493	60.814	79.733
9	T	0.8126	3.6856	5.5429	6.9922	12.0930	13.1952	8.6397	8.2517	11.0711	5.9826	3.9885	4.1743	4.4486	7.7411	3.7709
	S	99.009	79.918	55.353	87.760	106.561	51.310	43.404	45.032	53.210	50.601	38.634	40.834	31.573	76.011	126.025
10	T	0.5527	2.2327	4.2940	5.1869	7.7687	9.0293	5.4469	4.4241	4.7923	2.8876	2.7368	2.1947	2.5792	6.7567	3.6447
	S	145.566	131.923	71.453	118.305	165.875	74.983	68.846	83.992	122.924	104.837	56.303	77.666	54.457	87.085	130.389
11	T	0.5438	2.1060	4.0254	4.9750	7.7194	8.6005	5.3764	4.2853	4.6646	2.7339	2.6737	2.2164	2.4677	6.6078	3.6366
	S	147.949	139.860	76.221	123.344	166.935	78.722	69.749	86.713	126.290	110.731	57.632	76.906	56.917	89.048	130.679
12	T	0.5442	2.1038	3.9075	5.0111	7.7659	8.4130	5.2770	4.3097	4.7256	2.7924	2.6033	2.1877	2.4167	6.5260	3.6619
	S	147.840	140.006	78.520	122.455	165.935	80.476	71.063	86.222	124.659	108.411	59.191	77.915	58.118	90.164	129.776
13	T	0.5469	2.0942	3.8464	4.9823	7.7663	8.2472	5.2040	4.2752	4.7259	2.7721	2.6143	2.1963	2.3772	6.4674	3.6465
	S	147.110	140.648	79.768	123.163	165.927	82.094	72.060	86.918	124.652	109.205	58.942	77.610	59.084	90.981	130.324
14	T	0.5473	2.1034	3.7928	4.9424	7.8278	8.2207	5.1233	4.3101	4.7100	2.7195	2.5747	2.1797	2.3750	6.5124	3.6440
	S	147.003	140.033	80.895	124.158	164.623	82.359	73.195	86.214	125.072	111.317	59.848	78.201	59.139	90.352	130.414
15	T	0.5457	2.1010	3.8280	4.9911	7.8277	8.3009	5.0696	4.3279	4.7176	2.7202	2.5676	2.1696	2.4047	6.4596	3.6469
	S	147.434	140.193	80.151	122.946	164.625	81.563	73.970	85.859	124.871	111.289	60.014	78.565	58.408	91.091	130.310
16	T	0.5489	2.1347	3.8570	5.0206	7.8659	8.3202	5.0895	4.3097	4.7757	2.7935	2.6055	2.2107	2.3985	6.5858	3.6774
	S	146.574	137.980	79.548	122.224	163.826	81.374	73.681	86.222	123.352	108.368	59.141	77.104	58.559	89.345	129.229
17	T	0.5518	2.2049	3.8089	5.0155	7.9246	8.5141	5.1227	4.3813	4.7994	2.7342	2.6281	2.2345	2.4218	6.6360	3.7186
	S	145.804	133.587	80.553	122.348	162.612	79.520	73.204	84.813	122.743	110.719	58.632	76.283	57.996	88.669	127.797
18	T	0.5553	2.2096	3.9025	5.0694	7.9389	8.4375	5.1396	4.3842	4.8217	2.7133	2.5883	2.1919	2.4287	6.6512	3.6885
	S	144.885	133.303	78.621	121.047	162.319	80.242	72.963	84.757	122.175	111.572	59.534	77.766	57.831	88.467	128.840
19	T	0.5533	2.1717	3.9648	5.1233	7.9269	8.5189	5.1597	4.3696	4.8033	2.7125	2.5862	2.2214	2.4032	6.6686	3.7084
	S	145.409	135.629	77.386	119.774	162.565	79.476	72.679	85.040	122.643	111.605	59.582	76.733	58.445	88.236	128.149

**Event:** Honda Indy Toronto  
**Track:** Streets of Toronto  
**Report:** Section Data Report  
**Session:** Race

**Round 10**  
**1.786 mile(s)**

**NTT INDYCAR SERIES**  
**July 16, 2023**



**Section Data for Car 3 - McLaughlin, Scott**

Lap	T/SLap	PI to PO	PO to I8	SF to PI
1	T	84.0280	84.3109	
	S	76.517	65.577	
2	T	123.8300		
	S	51.923		
3	T	116.5171		
	S	55.182		
4	T	110.4372		
	S	58.220		
5	T	108.8698		
	S	59.058		
6	T	108.0734		
	S	59.493		
7	T	105.0606		
	S	61.199		
8	T	104.3993		
	S	61.587		
9	T	100.3900		
	S	64.046		
10	T	64.5273		
	S	99.642		
11	T	62.6325		
	S	102.656		
12	T	62.2458		
	S	103.294		
13	T	61.7622		
	S	104.103		
14	T	61.5831		
	S	104.405		
15	T	61.6781		
	S	104.244		
16	T	62.1936		
	S	103.380		
17	T	62.6964		
	S	102.551		
18	T	62.7206		
	S	102.512		
19	T	62.8918		
	S	102.233		

**Event:** Honda Indy Toronto  
**Track:** Streets of Toronto  
**Report:** Section Data Report  
**Session:** Race

**Round 10**  
**1.786 mile(s)**  
**NTT INDYCAR SERIES**  
**July 16, 2023**



**Section Data for Car 3 - McLaughlin, Scott**

Lap	T/SF to I1	I1 to I2	I2 to I3A	I3A to I3	I3 to I4	I4 to I5	I5 to I6A	I6A to I6	I6 to I7A	I7A to I7	I7 to I8	I8 to I9A	I9A to I9	I9 to I10	I10 to SF	
20	T	0.5550	2.1568	3.9260	5.1005	7.9233	8.4729	5.2200	4.4077	4.8126	2.7537	2.6063	2.2093	2.3880	6.6268	3.6832
	S	144.963	136.566	78.150	120.309	162.639	79.907	71.839	84.305	122.406	109.935	59.122	77.153	58.817	88.792	129.026
21	T	0.5524	2.1935	3.9122	5.0691	7.8676	8.4783	5.2166	4.3954	4.7313	2.6951	2.5850	2.2115	2.4016	6.5349	3.6595
	S	145.645	134.281	78.426	121.054	163.790	79.856	71.886	84.541	124.509	112.325	59.610	77.076	58.484	90.041	129.861
22	T	0.5489	2.0981	3.9478	5.0743	7.8469	8.3796	5.1721	4.4128	4.8110	2.6720	2.5783	2.2024	2.3787	6.6114	3.6837
	S	146.574	140.387	77.719	120.930	164.222	80.797	72.504	84.208	122.447	113.296	59.765	77.395	59.047	88.999	129.008
23	T	0.5503	2.0987	3.8815	5.0578	7.8318	8.3744	5.1624	4.3682	4.7700	2.7007	2.5831	2.2065	2.3840	6.5351	3.6842
	S	146.201	140.347	79.046	121.325	164.539	80.847	72.641	85.067	123.499	112.092	59.653	77.251	58.915	90.038	128.991
24	T	0.5491	2.1231	3.9199	5.0426	7.8013	8.4875	5.1758	4.4296	4.7623	2.6687	2.6084	2.2283	2.4131	6.6002	3.6522
	S	146.521	138.734	78.272	121.690	165.182	79.770	72.453	83.888	123.699	113.436	59.075	76.495	58.205	89.150	130.121
25	T	0.5443	2.1037	3.9195	5.0525	7.7877	8.4076	5.1984	4.4260	4.7693	2.6661	2.6226	2.2107	2.4276	6.6184	3.6709
	S	147.813	140.013	78.280	121.452	165.471	80.528	72.138	83.956	123.517	113.547	58.755	77.104	57.857	88.905	129.458
26	T	0.5459	2.1117	3.8488	4.9842	7.7648	8.4388	5.1907	4.4528	4.8120	2.7439	2.5868	2.1903	2.3853	6.6090	3.6632
	S	147.380	139.483	79.718	123.116	165.959	80.230	72.245	83.451	122.421	110.327	59.568	77.822	58.883	89.031	129.730
27	T	0.5447	2.0861	3.9039	5.0148	7.7693	8.4115	5.1507	4.4366	4.7815	2.7252	2.5974	2.2228	2.3986	6.5372	3.6540
	S	147.704	141.194	78.593	122.365	165.863	80.490	72.806	83.756	123.202	111.084	59.325	76.685	58.557	90.009	130.057
28	T	0.5455	2.0915	3.9036	5.0492	7.7967	8.3556	5.1779	4.4406	4.8587	2.7550	2.6127	2.2372	2.3949	6.5680	3.6518
	S	147.488	140.830	78.599	121.531	165.280	81.029	72.423	83.680	121.245	109.883	58.978	76.191	58.647	89.587	130.135
29	T	0.5460	2.1357	3.9275	5.0340	7.7866	8.3846	5.1796	4.4283	4.7721	2.7191	2.6043	2.2150	2.4083	6.5563	3.6519
	S	147.353	137.915	78.120	121.898	165.494	80.749	72.399	83.913	123.445	111.334	59.168	76.955	58.321	89.747	130.132
30	T	0.5442	2.1265	3.9399	5.0052	7.7681	8.4591	5.1156	4.4431	4.8022	2.6924	2.5886	2.2257	2.4314	6.5114	3.6326
	S	147.840	138.512	77.875	122.600	165.888	80.038	73.305	83.633	122.671	112.438	59.527	76.585	57.767	90.366	130.823
31	T	0.5431	2.0991	4.0272	5.0313	7.7785	8.5793	5.1362	4.4206	4.8138	2.6981	2.6347	2.2454	2.4599	6.5451	3.6365
	S	148.139	140.320	76.186	121.964	165.666	78.916	73.011	84.059	122.375	112.200	58.485	75.913	57.098	89.901	130.683
32	T	0.5435	2.1117	3.8827	4.9905	7.7783	8.5037	5.2269	4.4990	4.8707	2.7234	2.6504	2.2387	2.4459	6.6650	3.6443
	S	148.030	139.483	79.022	122.961	165.671	79.618	71.744	82.594	120.946	111.158	58.139	76.140	57.424	88.283	130.403
33	T	0.5439	2.1061	3.9392	5.0515	7.7791	8.5648	5.2286	4.4878	4.8123	2.7208	2.6829	2.2534	2.4482	6.6319	3.6600
	S	147.922	139.853	77.888	121.476	165.654	79.050	71.721	82.800	122.414	111.264	57.434	75.643	57.371	88.724	129.844
34	T	0.5432	2.1376	3.9937	4.9606	7.6804	8.6015	5.2588	4.4698	4.7436	2.8166	2.7174	2.2467	2.4819	6.7982	3.6158
	S	148.112	137.793	76.826	123.702	167.782	78.712	71.309	83.134	124.186	107.480	56.705	75.869	56.592	86.554	131.431
35	T	0.5363	2.1349	4.0060	5.0077	7.6578	8.6154	5.2948	4.4828	4.7513	2.7658	2.6310				
	S	150.018	137.967	76.590	122.539	168.278	78.585	70.824	82.893	123.985	109.454	58.567				
36	T	0.5997	2.3703	4.2011	5.0125	7.7658	8.5830	5.2717	4.3981	4.6911	2.7398	2.6493	2.2286	2.4162	6.6090	3.6729
	S	134.158	124.265	73.033	122.421	165.937	78.882	71.135	84.489	125.576	110.492	58.163	76.485	58.130	89.031	129.387
37	T	0.5482	2.1299	3.9411	5.0017	7.8102	8.4785	5.2244	4.4297	4.7929	2.7486	2.6485	2.2510	2.4322	6.6892	3.6894
	S	146.761	138.291	77.851	122.686	164.994	79.854	71.779	83.886	122.909	110.139	58.180	75.724	57.748	87.964	128.809
38	T	0.5506	2.1505	3.9744	5.0709	7.8278	8.4530	5.2210	4.4299	4.8171	2.7581	2.6526	2.2399	2.4411	6.6355	3.6836
	S	146.122	136.966	77.199	121.011	164.623	80.095	71.825	83.882	122.292	109.759	58.091	76.099	57.537	88.676	129.012

**Event:** Honda Indy Toronto  
**Track:** Streets of Toronto  
**Report:** Section Data Report  
**Session:** Race

**Round 10**  
**1.786 mile(s)**

**NTT INDYCAR SERIES**  
**July 16, 2023**



**Section Data for Car 3 - McLaughlin, Scott**

Lap	T/Slap	PI to PO	PO to I8	SF to PI	
20	T	62.8421			
	S	102.314			
21	T	62.5040			
	S	102.867			
22	T	62.4180			
	S	103.009			
23	T	62.1887			
	S	103.389			
24	T	62.4621			
	S	102.936			
25	T	62.4253			
	S	102.997			
26	T	62.3282			
	S	103.157			
27	T	62.2343			
	S	103.313			
28	T	62.4389			
	S	102.974			
29	T	62.3493			
	S	103.122			
30	T	62.2860			
	S	103.227			
31	T	62.6488			
	S	102.629			
32	T	62.7747			
	S	102.423			
33	T	62.9105			
	S	102.202			
34	T	63.0658			
	S	101.951			
35	T	83.4572	27.1147	53.7954	50.8295
	S	77.041	25.573	102.776	103.474
36	T	63.2091			
	S	101.720			
37	T	62.8155			
	S	102.357			
38	T	62.9060			
	S	102.210			

Event: **Honda Indy Toronto**  
Track: **Streets of Toronto**  
Report: **Section Data Report**  
Session: **Race**

**Round 10**  
**1.786 mile(s)**  
**NTT INDYCAR SERIES**  
**July 16, 2023**



**Section Data for Car 3 - McLaughlin, Scott**

Lap	T/SF to I1	I1 to I2	I2 to I3A	I3A to I3	I3 to I4	I4 to I5	I5 to I6A	I6A to I6	I6 to I7A	I7A to I7	I7 to I8	I8 to I9A	I9A to I9	I9 to I10	I10 to SF	
39	T	0.5495	2.1384	3.9706	5.0923	7.8256	8.5488	5.2102	4.4272	4.7996	2.7103	2.6496	2.2553	2.4536	6.6812	3.6732
	S	146.414	137.741	77.272	120.503	164.669	79.198	71.974	83.934	122.738	111.695	58.156	75.580	57.244	88.069	129.377
40	T	0.5481	2.1087	3.9747	5.0777	7.7953	8.5631	5.2536	4.4593	4.8129	2.7436	2.6635	2.2496	2.4196	6.5643	3.6826
	S	146.788	139.681	77.193	120.849	165.309	79.065	71.380	83.329	122.398	110.339	57.853	75.771	58.049	89.638	129.047
41	T	0.5480	2.1335	3.9942	5.0108	7.7562	8.4243	5.2534	4.4376	4.7927	2.7590	2.6712	2.2459	2.4297	6.6526	3.6624
	S	146.815	138.057	76.816	122.463	166.143	80.368	71.382	83.737	122.914	109.724	57.686	75.896	57.807	88.448	129.758
42	T	0.5443	2.1274	3.9404	5.0040	7.7656	8.7465	5.6804	4.7626	5.2673	3.1960	2.9226	2.9166	3.7146	11.0560	5.0350
	S	147.813	138.453	77.865	122.629	165.942	77.408	66.016	78.023	111.839	94.721	52.724	58.443	37.811	53.221	94.385
43	T	0.8049	3.3193	5.2328	10.1590	18.2497	14.8695	9.0575	7.0601	9.9544	6.7427	4.2715	4.3094	5.7972	13.2496	6.4623
	S	99.956	88.737	58.634	60.403	70.611	45.532	41.402	52.633	59.179	44.897	36.074	39.554	24.228	44.410	73.538
44	T	0.9301	3.6772	5.4977	8.4420	13.1648	12.6297	8.5416	7.2176	9.4815	5.3713	3.5653	3.4828	3.6516	10.1322	6.1079
	S	86.501	80.100	55.808	72.689	97.885	53.607	43.903	51.484	62.131	56.360	43.220	48.942	38.464	58.073	77.805
45	T	0.8356	3.3039	5.6591	8.0984	13.6674	12.4838	7.8153	6.6998	8.3249	5.4705	4.1214	4.0115	4.4349	8.1656	3.8340
	S	96.284	89.151	54.217	75.773	94.285	54.234	47.983	55.463	70.763	55.338	37.388	42.491	31.670	72.060	123.951
46	T	0.5548	2.3185	4.5773	6.2528	10.9427	10.9614	6.6484	5.2443	5.4907	3.7572	3.4404	2.7619	3.3340	10.5569	4.7032
	S	145.015	127.041	67.030	98.138	117.762	61.766	56.405	70.856	107.289	80.573	44.789	61.716	42.128	55.737	101.043
47	T	0.8674	4.0966	5.6120	8.4863	15.5308	14.0652	7.8858	7.4164	9.9630	5.8215	4.1560	3.8886	4.5627	13.9240	6.1084
	S	92.754	71.900	54.672	72.309	82.973	48.136	47.554	50.104	59.128	52.002	37.077	43.834	30.783	42.259	77.799
48	T	0.7624	3.8712	5.8250	7.5809	12.3929	11.2287	7.8001	6.2347	7.5213	4.6562	3.7199	3.9250	3.3423	12.4974	5.9621
	S	105.528	76.086	52.673	80.945	103.982	60.296	48.076	59.600	78.323	65.016	41.423	43.428	42.023	47.083	79.708
49	T	1.0184	3.4153	6.3780	7.0483	13.8420	12.2912	7.2308	7.9560	8.3826	5.0234	3.4573	3.0941	3.9591	10.5054	6.8478
	S	79.001	86.243	48.106	87.062	93.096	55.084	51.861	46.706	70.275	60.263	44.570	55.090	35.476	56.010	69.399
50	T	1.0380	4.2658	5.5499	7.4043	12.0983	11.8386	7.5868	6.6255	9.0861	5.0485	3.6026	3.1235	3.8771	10.3693	5.5566
	S	77.509	69.048	55.284	82.876	106.514	57.190	49.428	56.085	64.834	59.964	42.772	54.572	36.227	56.745	85.525
51	T	0.9253	3.5819	5.7745	7.2115	12.3732	11.6985	8.0934	6.8049	9.1361	5.5657	3.5847	3.6623	4.1401	9.0045	3.8181
	S	86.950	82.232	53.133	85.091	104.147	57.875	46.334	54.606	64.479	54.392	42.986	46.543	33.925	65.346	124.467
52	T	0.5580	2.2331	4.3662	5.1749	7.8691	9.0544	5.5893	4.5598	4.8213	2.8853	2.8013	2.2999	2.5690	6.9047	3.7171
	S	144.184	131.900	70.271	118.579	163.759	74.775	67.092	81.493	122.185	104.921	55.007	74.114	54.673	85.219	127.849
53	T	0.5506	2.1686	4.1615	5.0443	7.6650	8.9791	5.5564	4.5229	4.7826	2.8776	2.7899	2.2983	2.5037	6.7467	3.6920
	S	146.122	135.823	73.728	121.649	168.120	75.402	67.490	82.158	123.174	105.201	55.232	74.165	56.099	87.214	128.718
54	T	0.5453	2.1671	4.1134	4.9909	7.6043	8.8745	5.3910	4.4257	4.7502	2.7999	2.7486	2.2750	2.4397	6.6065	3.6345
	S	147.542	135.917	74.590	122.951	169.462	76.291	69.560	83.962	124.014	108.121	56.062	74.925	57.570	89.065	130.755
55	T	0.5420	2.1122	4.0034	4.9606	7.7366	8.7011	5.3188	4.4122	4.7397	2.7783	2.7002	2.2544	2.3928	6.6339	3.6402
	S	148.440	139.450	76.639	123.702	166.564	77.811	70.505	84.219	124.289	108.961	57.066	75.610	58.699	88.697	130.550
56	T	0.5421	2.1397	3.9292	4.9401	7.7146	8.5183	5.2542	4.4436	4.8104	2.7597	2.6655	2.2378	2.4120	6.5822	3.6247
	S	148.413	137.657	78.087	124.215	167.039	79.481	71.371	83.624	122.462	109.696	57.809	76.171	58.232	89.394	131.108
57	T	0.5407	2.1068	3.9486	5.0053	7.7634	8.5664	5.2108	4.5427	4.7974	2.7144	2.6941	2.2566	2.4516	6.6236	3.6476
	S	148.797	139.807	77.703	122.597	165.989	79.035	71.966	81.800	122.794	111.526	57.196	75.536	57.291	88.835	130.285

Event: Honda Indy Toronto  
 Track: Streets of Toronto  
 Report: Section Data Report  
 Session: Race

Round 10  
 1.786 mile(s)

NTT INDYCAR SERIES  
 July 16, 2023



Section Data for Car 3 - McLaughlin, Scott

Lap	T/SLap	PI to PO	PO to I8	SF to PI
39	T	62.9854		
	S	102.081		
40	T	62.9166		
	S	102.192		
41	T	62.7715		
	S	102.429		
42	T	72.6793		
	S	88.465		
43	T	119.5399		
	S	53.786		
44	T	101.8933		
	S	63.101		
45	T	96.9261		
	S	66.335		
46	T	81.5445		
	S	78.848		
47	T	112.3847		
	S	57.211		
48	T	97.3201		
	S	66.067		
49	T	100.4497		
	S	64.008		
50	T	97.0709		
	S	66.236		
51	T	95.3747		
	S	67.414		
52	T	65.4034		
	S	98.307		
53	T	64.3392		
	S	99.933		
54	T	63.3666		
	S	101.467		
55	T	62.9264		
	S	102.177		
56	T	62.5741		
	S	102.752		
57	T	62.8700		
	S	102.268		

Event: **Honda Indy Toronto**  
Track: **Streets of Toronto**  
Report: **Section Data Report**  
Session: **Race**

**Round 10**  
**1.786 mile(s)**  
**NTT INDYCAR SERIES**  
**July 16, 2023**



**Section Data for Car 3 - McLaughlin, Scott**

Lap	T/SF to I1	I1 to I2	I2 to I3A	I3A to I3	I3 to I4	I4 to I5	I5 to I6A	I6A to I6	I6 to I7A	I7A to I7	I7 to I8	I8 to I9A	I9A to I9	I9 to I10	I10 to SF	
58	T	0.5447	2.1404	3.9377	4.9736	7.7516	8.6753	5.2486	4.6051	4.8440	2.7900	2.7160	2.2828	2.4762	6.7213	3.6434
	S	147.704	137.612	77.918	123.379	166.241	78.043	71.448	80.691	121.612	108.504	56.735	74.669	56.722	87.544	130.435
59	T	0.5424	2.1330	3.9723	5.0451	7.7729	8.8092	5.3217	4.5822	4.8672	2.7525	2.7007	2.2942	2.4654	6.6717	3.6552
	S	148.331	138.090	77.239	121.630	165.786	76.857	70.466	81.094	121.033	109.983	57.056	74.298	56.970	88.195	130.014
60	T	0.5437	2.1282	3.9964	5.1017	7.7709	8.7777	5.2775	4.5580	4.8315	2.7518	2.6959	2.2666	2.4809	6.6851	3.6887
	S	147.976	138.401	76.774	120.281	165.828	77.132	71.056	81.525	121.927	110.011	57.158	75.203	56.614	88.018	128.833
61	T	0.5471	2.1327	3.9072	5.0601	7.7303	8.7300	5.2404	4.5546	4.7914	2.7715	2.6961				
	S	147.056	138.109	78.526	121.270	166.699	77.554	71.559	81.586	122.948	109.229	57.153				
62	T	0.6024	2.4132	4.3264	5.1189	7.6916	8.8698	5.3794	4.5819	4.8054	2.7947	2.6873	2.2817	2.4437	6.8269	3.6543
	S	133.557	122.056	70.918	119.877	167.538	76.332	69.710	81.100	122.589	108.322	57.340	74.705	57.476	86.190	130.046
63	T	0.5443	2.2173	4.1194	5.1131	7.7947	8.6437	5.3091	4.5159	4.7799	2.7887	2.6798	2.2246	2.4437	6.7635	3.6798
	S	147.813	132.840	74.481	120.013	165.322	78.328	70.633	82.285	123.243	108.555	57.501	76.623	57.476	86.998	129.145
64	T	0.5482	2.1445	3.9174	5.0223	7.7617	8.5351	5.2506	4.5315	4.8187	2.7109	2.6380	2.2123	2.4325	6.6978	3.6871
	S	146.761	137.349	78.322	122.182	166.025	79.325	71.420	82.002	122.251	111.670	58.412	77.049	57.741	87.851	128.889
65	T	0.5486	2.1505	3.9215	5.0406	7.7494	8.4274	5.2524	4.4931	4.8713	2.7121	2.6165	2.2289	2.4008	6.7164	3.6669
	S	146.654	136.966	78.240	121.739	166.289	80.339	71.396	82.703	120.931	111.621	58.892	76.475	58.503	87.608	129.599
66	T	0.5466	2.1450	3.9053	5.0333	7.7515	8.3785	5.1725	4.4589	4.8118	2.7117	2.6572	2.2493	2.4061	6.7039	3.6713
	S	147.191	137.317	78.565	121.915	166.243	80.807	72.499	83.337	122.426	111.637	57.990	75.781	58.374	87.771	129.444
67	T	0.5464	2.1322	3.9175	5.0462	7.7509	8.4513	5.1679	4.4914	4.8251	2.7076	2.6172	2.2331	2.3814	6.6067	3.6539
	S	147.245	138.142	78.320	121.604	166.256	80.111	72.563	82.734	122.089	111.806	58.876	76.331	58.980	89.062	130.060
68	T	0.5442	2.1256	3.8360	5.0058	7.7225	8.3923	5.1714	4.4253	4.7595	2.7300	2.6177	2.2080	2.3801	6.6512	3.6665
	S	147.840	138.570	79.984	122.585	166.868	80.675	72.514	83.970	123.772	110.889	58.865	77.199	59.012	88.467	129.613
69	T	0.5443	2.1114	3.9077	5.0393	7.7209	8.4267	5.2424	4.4919	4.8176	2.7501	2.6545	2.2441	2.4036	6.6960	3.6622
	S	147.813	139.502	78.516	121.770	166.902	80.345	71.532	82.725	122.279	110.079	58.049	75.957	58.435	87.875	129.766
70	T	0.5432	2.1381	3.9059	5.0074	7.6736	8.5404	5.3139	4.5392	4.7656	2.8692	2.7343	2.3234	2.6251	6.9785	3.6490
	S	148.112	137.760	78.552	122.546	167.931	79.276	70.570	81.863	123.613	105.509	56.355	73.364	53.504	84.317	130.235
71	T	0.5341	2.2221	4.1028	4.9106	7.4672	8.9695	5.3009	4.5530	4.7829	2.6806	2.6397	2.2235	2.4324	6.7056	3.6612
	S	150.636	132.553	74.783	124.962	172.573	75.483	70.743	81.615	123.166	112.933	58.374	76.660	57.743	87.749	129.801
72	T	0.5428	2.1334	3.9172	5.0199	7.6799	8.5217	5.2317	4.4834	4.7736	2.7704	2.6653	2.2403	2.4885	6.7102	3.6105
	S	148.221	138.064	78.326	122.241	167.793	79.450	71.678	82.881	123.406	109.272	57.814	76.086	56.441	87.689	131.624
73	T	0.5329	2.1378	3.9680	4.9853	7.6406	8.7240	5.2432	4.5109	4.8063	2.7535	2.7136	2.2681	2.4774	6.6731	3.6003
	S	150.975	137.780	77.323	123.089	168.656	77.607	71.521	82.376	122.566	109.943	56.785	75.153	56.694	88.176	131.997
74	T	0.5359	2.1316	3.9239	4.9438	7.6396	8.6738	5.2885	4.5379	4.8306	2.7528	2.7310	2.3013	2.4510	6.8267	3.6677
	S	150.130	138.180	78.192	124.122	168.679	78.056	70.909	81.886	121.950	109.971	56.423	74.069	57.305	86.192	129.571
75	T	0.5428	2.1439	3.9309	4.9284	7.6270	8.7215	5.3417	4.5719	4.7910	2.8934	2.7727	2.2198	2.5462	6.8194	3.6279
	S	148.221	137.388	78.053	124.510	168.957	77.629	70.202	81.277	122.958	104.627	55.574	76.788	55.162	86.285	130.992
76	T	0.5344	2.1349	3.9924	4.9017	7.5222	9.2596	5.5020	4.5407	4.8147	2.8122	2.6855	2.2540	2.4596	6.7297	3.6013
	S	150.551	137.967	76.851	125.188	171.311	73.118	68.157	81.836	122.353	107.648	57.379	75.623	57.105	87.435	131.960

**Event:** Honda Indy Toronto  
**Track:** Streets of Toronto  
**Report:** Section Data Report  
**Session:** Race

**Round 10**  
**1.786 mile(s)**

**NTT INDYCAR SERIES**  
**July 16, 2023**



**Section Data for Car 3 - McLaughlin, Scott**

Lap	T/Slap	PI to PO	PO to I8	SF to PI
58	T	63.3507		
	S	101.492		
59	T	63.5857		
	S	101.117		
60	T	63.5546		
	S	101.167		
61	T	85.2475	28.5484	54.8425
	S	75.423	24.289	100.813
62	T	64.4776		
	S	99.718		
63	T	63.6175		
	S	101.067		
64	T	62.9086		
	S	102.205		
65	T	62.7964		
	S	102.388		
66	T	62.6029		
	S	102.705		
67	T	62.5288		
	S	102.826		
68	T	62.2361		
	S	103.310		
69	T	62.7127		
	S	102.525		
70	T	63.6068		
	S	101.084		
71	T	63.1861		
	S	101.757		
72	T	62.7888		
	S	102.400		
73	T	63.0350		
	S	102.000		
74	T	63.2361		
	S	101.676		
75	T	63.4785		
	S	101.288		
76	T	63.7449		
	S	100.865		

Event: Honda Indy Toronto  
Track: Streets of Toronto  
Report: Section Data Report  
Session: Race

Round 10  
1.786 mile(s)  
NTT INDYCAR SERIES  
July 16, 2023



Section Data for Car 3 - McLaughlin, Scott

Lap	T/SF to I1	I1 to I2	I2 to I3A	I3A to I3	I3 to I4	I4 to I5	I5 to I6A	I6A to I6	I6 to I7A	I7A to I7	I7 to I8	I8 to I9A	I9A to I9	I9 to I10	I10 to SF	
77	T	0.5341	2.1204	4.0469	4.9732	7.6205	8.6330	5.3319	4.5458	4.8117	2.7799	2.7145	2.2399	2.4759	6.7096	3.5950
	S	150.636	138.910	75.816	123.389	169.101	78.425	70.331	81.744	122.429	108.899	56.766	76.099	56.729	87.697	132.191
78	T	0.5296	2.1131	3.9878	4.9068	7.5334	8.8473	5.4865	4.5462	4.8111	2.8252	2.7739	2.2490	2.4848	6.7857	3.5982
	S	151.916	139.390	76.939	125.058	171.056	76.526	68.350	81.737	122.444	107.153	55.550	75.791	56.525	86.713	132.074
79	T	0.5324	2.1286	4.1160	5.0834	7.4641	8.7533	5.2755	4.5515	4.8031	2.7534	2.6789	2.2124	2.4467	6.7304	3.6542
	S	151.117	138.375	74.543	120.714	172.645	77.347	71.083	81.641	122.648	109.947	57.520	77.045	57.406	87.426	130.050
80	T	0.5425	2.1233	3.9741	5.0712	7.6915	8.5201	5.2492	4.5198	4.8266	2.7792	2.7229	2.3178	2.5470	6.8259	3.6284
	S	148.303	138.721	77.204	121.004	167.540	79.464	71.439	82.214	122.051	108.926	56.591	73.542	55.145	86.202	130.974
81	T	0.5337	2.1728	4.0991	4.9686	7.5651	8.9475	5.3461	4.5212	4.8265	2.8222	2.6830	2.1998	2.4376	6.7197	3.5976
	S	150.749	135.560	74.850	123.503	170.340	75.669	70.145	82.189	122.053	107.266	57.432	77.486	57.620	87.565	132.096
82	T	0.5344	2.1142	4.0011	4.9545	7.4698	8.8442	5.2337	4.5276	4.8248	2.7492	2.7077	2.2412	2.4392	6.7914	3.6437
	S	150.551	139.318	76.683	123.854	172.513	76.552	71.651	82.072	122.096	110.115	56.908	76.055	57.582	86.640	130.424
83	T	0.5400	2.1186	3.8837	4.9902	7.7130	8.5765	5.2475	4.5926	4.8694	2.7381	2.7204	2.2364	2.5032	6.7544	3.6541
	S	148.990	139.028	79.002	122.968	167.073	78.942	71.463	80.911	120.978	110.561	56.643	76.218	56.110	87.115	130.053
84	T	0.5406	2.1862	3.9976	4.9468	7.6259	8.8325	5.5773	4.5886	4.8430	2.7982	2.7213	2.2737	2.5076	6.7413	3.6469
	S	148.825	134.729	76.751	124.047	168.982	76.654	67.237	80.981	121.638	108.186	56.624	74.968	56.012	87.284	130.310
85	T	0.5406	2.1448	3.9389	5.0290	7.7183	8.5777	5.3619	4.5528	4.8497	2.8224	2.7087	2.2175	2.4991	6.9021	3.6781
	S	148.825	137.330	77.894	122.020	166.959	78.931	69.938	81.618	121.470	107.259	56.887	76.868	56.202	85.251	129.205
86	T	0.5540	2.5841	5.1735	7.7455	12.2508	12.9137									
	S	145.225	113.984	59.306	79.225	105.188	52.428									

**Event:** Honda Indy Toronto  
**Track:** Streets of Toronto  
**Report:** Section Data Report  
**Session:** Race

**Round 10**  
**1.786 mile(s)**

**NTT INDYCAR SERIES**  
**July 16, 2023**



**Section Data for Car 3 - McLaughlin, Scott**

Lap	T/SLap	PI to PO	PO to I8	SF to PI
77	T	63.1323		
	S	101.843		
78	T	63.4786		
	S	101.288		
79	T	63.1839		
	S	101.760		
80	T	63.3395		
	S	101.510		
81	T	63.4405		
	S	101.349		
82	T	63.0767		
	S	101.933		
83	T	63.1381		
	S	101.834		
84	T	63.8275		
	S	100.734		
85	T	63.5416		
	S	101.187		
86	T			
	S			

Event: Honda Indy Toronto  
Track: Streets of Toronto  
Report: Section Data Report  
Session: Race

Round 10  
1.786 mile(s)  
NTT INDYCAR SERIES  
July 16, 2023



Section Data for Car 5 - O'Ward, Pato

Lap	T/SF to I1	I1 to I2	I2 to I3A	I3A to I3	I3 to I4	I4 to I5	I5 to I6A	I6A to I6	I6 to I7A	I7A to I7	I7 to I8	I8 to I9A	I9A to I9	I9 to I10	I10 to SF	
1	T	0.5899	2.4273	4.5644	5.0345	8.0485	12.0370	7.3276	6.3260	7.5950	4.5110	3.4140	2.9860	3.5978	9.5636	7.5460
	S	136.387	121.347	67.220	121.886	160.109	56.247	51.176	58.740	77.563	67.109	45.135	57.085	39.039	61.526	62.977
2	T	1.1844	5.4034			18.6301	14.4095	8.6125	6.5181	8.7937	5.5318	3.9432	3.3525	3.4251	11.0181	7.9408
	S	67.929	54.511			69.170	46.986	43.541	57.009	66.990	54.725	39.078	50.844	41.007	53.404	59.846
3	T	1.2405	5.4975			14.4798	12.0790	8.2893	6.6420	9.2893	4.8895	3.6304	3.6190	3.6053	11.1544	7.0919
	S	64.857	53.578			88.995	56.051	45.239	55.946	63.416	61.914	42.445	47.100	38.958	52.751	67.010
4	T	0.9920	5.6040			12.5188	11.5242	7.9761	7.1341	9.7781	5.6171	4.0640	2.8061	3.1565	11.3117	6.7720
	S	81.103	52.560			102.936	58.750	47.015	52.087	60.246	53.894	37.916	60.744	44.497	52.018	70.175
5	T	1.4774	4.3187			13.2493	10.8841	6.8962	7.0600	9.3390	5.7751	3.6808	3.8377	3.5185	9.8851	6.1798
	S	54.457	68.202			97.261	62.205	54.378	52.633	63.079	52.419	41.863	44.416	39.919	59.525	76.900
6	T	0.9137	5.2745			13.2781	10.4402	7.5920	6.8652	7.7234	5.0808	4.1452	3.6979	3.5255	9.1991	7.9536
	S	88.054	55.843			97.050	64.850	49.394	54.127	76.274	59.583	37.173	46.095	39.840	63.964	59.750
7	T	1.0143	3.7484			11.5339	11.3689	7.4674	6.8309	7.7448	4.2088	3.5125	4.2878	3.6182	9.2128	8.3311
	S	79.320	78.579			111.726	59.552	50.218	54.399	76.063	71.927	43.869	39.753	38.819	63.869	57.043
8	T	0.7933	4.0520			12.4107	11.1888	6.0624	6.8131	8.3551	3.9741	3.6319	3.2961	3.4973	9.4466	5.8070
	S	101.418	72.691			103.833	60.511	61.857	54.541	70.507	76.175	42.427	51.714	40.161	62.288	81.837
9	T	0.7082	4.6372	5.9930	5.7368	11.8753	13.9057	7.8900	8.1008	10.6541	6.2265	3.8835	4.0444	4.4717	7.5297	3.7364
	S	113.604	63.518	51.196	106.965	108.514	48.688	47.529	45.871	55.292	48.619	39.678	42.146	31.410	78.145	127.189
10	T	0.5487	2.3497	4.1860	5.0898	7.7196	9.3155	5.4435	4.4396	4.7975	2.8503	2.7024	2.2709	2.5430	6.7982	3.6643
	S	146.628	125.354	73.296	120.562	166.930	72.679	68.890	83.699	122.791	106.209	57.020	75.060	55.232	86.554	129.691
11	T	0.5436	2.1911	3.9847	5.0535	7.7181	8.6461	5.2995	4.3747	4.7136	2.7293	2.6758	2.2578	2.4978	6.4919	3.5864
	S	148.003	134.428	76.999	121.428	166.963	78.306	70.761	84.941	124.977	110.918	57.587	75.496	56.231	90.637	132.508
12	T	0.5394	2.1616	3.8987	5.0211	7.7303	8.4560	5.1938	4.3706	4.7083	2.8079	2.6386	2.2255	2.4474	6.4578	3.5975
	S	149.156	136.263	78.698	122.212	166.699	80.067	72.201	85.021	125.118	107.813	58.399	76.592	57.389	91.116	132.099
13	T	0.5399	2.1757	3.8596	4.9916	7.7042	8.3002	5.1726	4.3068	4.6967	2.7425	2.6230	2.2294	2.4496	6.4433	3.5996
	S	149.017	135.380	79.495	122.934	167.264	81.570	72.497	86.280	125.427	110.384	58.746	76.458	57.338	91.321	132.022
14	T	0.5382	2.1277	3.8296	4.9678	7.7244	8.3214	5.1254	4.3191	4.6973	2.7212	2.5911	2.1939	2.3817	6.3925	3.6171
	S	149.488	138.434	80.118	123.523	166.827	81.362	73.165	86.034	125.411	111.248	59.469	77.695	58.972	92.047	131.384
15	T	0.5459	2.1455	3.8390	4.9935	7.7238	8.3556	5.1134	4.3717	4.7852	2.6925	2.6140	2.1972	2.4759	6.4436	3.6033
	S	147.380	137.285	79.921	122.887	166.840	81.029	73.337	84.999	123.107	112.434	58.948	77.578	56.729	91.317	131.887
16	T	0.5427	2.1676	3.8731	5.0233	7.7194	8.3336	5.1170	4.3972	4.8255	2.7588	2.5992	2.2242	2.5461	6.5747	3.6234
	S	148.249	135.886	79.218	122.158	166.935	81.243	73.285	84.506	122.079	109.732	59.284	76.636	55.165	89.496	131.155
17	T	0.5451	2.1748	3.9147	5.0232	7.7348	8.4211	5.1467	4.4523	4.8195	2.7736	2.6296	2.2296	2.5207	6.6414	3.6533
	S	147.596	135.436	78.376	122.160	166.602	80.399	72.862	83.460	122.231	109.146	58.599	76.451	55.720	88.597	130.082
18	T	0.5446	2.1663	3.9599	5.0431	7.7444	8.4951	5.1575	4.5292	4.8256	2.8024	2.6569	2.3057	2.5178	6.6588	3.6539
	S	147.731	135.967	77.481	121.678	166.396	79.698	72.710	82.043	122.076	108.024	57.997	73.927	55.785	88.366	130.060
19	T	0.5478	2.1755	3.9507	5.0780	7.7467	8.4381	5.1774	4.5001	4.8303	2.7961	2.6633	2.2484	2.5410	6.6329	3.6048
	S	146.868	135.392	77.662	120.842	166.346	80.237	72.430	82.574	121.957	108.268	57.857	75.811	55.275	88.711	131.832

**Event:** Honda Indy Toronto  
**Track:** Streets of Toronto  
**Report:** Section Data Report  
**Session:** Race

**Round 10**  
**1.786 mile(s)**

**NTT INDYCAR SERIES**  
**July 16, 2023**



**Section Data for Car 5 - O'Ward, Pato**

Lap	T/Slap	PI to PO	PO to I8	SF to PI
1	T	85.5686	83.0553	
	S	75.140	66.568	
2	T	123.8653		
	S	51.908		
3	T	115.7824		
	S	55.532		
4	T	110.6572		
	S	58.104		
5	T	109.0098		
	S	58.982		
6	T	109.2258		
	S	58.865		
7	T	105.8241		
	S	60.757		
8	T	102.5451		
	S	62.700		
9	T	99.3933		
	S	64.688		
10	T	64.7190		
	S	99.346		
11	T	62.7639		
	S	102.441		
12	T	62.2545		
	S	103.279		
13	T	61.8347		
	S	103.980		
14	T	61.5484		
	S	104.464		
15	T	61.9001		
	S	103.871		
16	T	62.3258		
	S	103.161		
17	T	62.6804		
	S	102.578		
18	T	63.0612		
	S	101.958		
19	T	62.9311		
	S	102.169		

**Event:** Honda Indy Toronto  
**Track:** Streets of Toronto  
**Report:** Section Data Report  
**Session:** Race

**Round 10**  
**1.786 mile(s)**

**NTT INDYCAR SERIES**  
**July 16, 2023**



**Section Data for Car 5 - O'Ward, Pato**

Lap	T/SF to I1	I1 to I2	I2 to I3A	I3A to I3	I3 to I4	I4 to I5	I5 to I6A	I6A to I6	I6 to I7A	I7A to I7	I7 to I8	I8 to I9A	I9A to I9	I9 to I10	I10 to SF	
20	T	0.5406	2.1790	3.9992	4.9967	7.7101	8.5711	5.2678	4.5057	4.8482	2.7630	2.5610				
	S	148.825	135.175	76.720	122.808	167.136	78.992	71.187	82.471	121.507	109.565	60.168				
21	T	0.6199	2.4144	4.1798	5.0143	7.7397	8.4878	5.1009	4.4636	4.8341	2.7522	2.6392	2.2434	2.4914	7.0038	3.6349
	S	129.786	121.995	73.405	122.377	166.497	79.767	73.516	83.249	121.862	109.995	58.385	75.980	56.376	84.013	130.740
22	T	0.5363	2.1571	4.0051	4.9975	7.7332	8.3319	5.0838	4.3717	4.7342	2.6916	2.6110	2.1868	2.4785	6.4976	3.5557
	S	150.018	136.547	76.607	122.789	166.637	81.259	73.764	84.999	124.433	112.471	59.016	77.947	56.669	90.558	133.652
23	T	0.5294	2.1449	3.9051	4.9704	7.6938	8.2471	5.1068	4.3843	4.7256	2.7285	2.5584	2.1627	2.4474	6.4886	3.5931
	S	151.973	137.324	78.569	123.458	167.490	82.095	73.432	84.755	124.659	110.950	60.229	78.816	57.389	90.684	132.261
24	T	0.5378	2.1395	3.8575	4.9562	7.7122	8.2605	5.0098	4.3492	4.8182	2.7122	2.5824	2.1723	2.4491	6.4144	3.6100
	S	149.599	137.670	79.538	123.812	167.091	81.962	74.853	85.439	122.264	111.617	59.670	78.467	57.349	91.733	131.642
25	T	0.5399	2.1685	3.9221	5.0506	7.7316	8.3373	5.0955	4.4004	4.7904	2.7238	2.6036	2.1986	2.4989	6.6049	3.6402
	S	149.017	135.829	78.228	121.498	166.671	81.207	73.594	84.445	122.973	111.142	59.184	77.529	56.207	89.087	130.550
26	T	0.5423	2.1655	3.8891	4.9176	7.6481	8.5222	5.2248	4.6023	4.7023	2.7817	2.7697	2.2478	2.5262	6.4866	3.5785
	S	148.358	136.017	78.892	124.784	168.491	79.445	71.773	80.740	125.277	108.828	55.635	75.832	55.599	90.711	132.801
27	T	0.5322	2.1200	3.8696	4.8874	7.4603	8.4005	5.0778	4.4025	4.8233	2.7291	2.5766	2.1766	2.4735	6.4806	3.6102
	S	151.174	138.937	79.289	125.555	172.733	80.596	73.851	84.405	122.134	110.926	59.804	78.312	56.784	90.795	131.635
28	T	0.5404	2.1289	3.7882	4.8845	7.4601	8.7323	5.1515	4.4389	4.8319	2.7355	2.6059	2.1885	2.4765	6.4999	3.6222
	S	148.880	138.356	80.993	125.629	172.737	77.533	72.794	83.712	121.917	110.666	59.132	77.886	56.715	90.526	131.199
29	T	0.5432	2.1944	3.9269	5.1213	7.8897	8.3747	5.1370	4.4251	4.8726	2.7341	2.5767	2.1861	2.4439	6.4509	3.6353
	S	148.112	134.226	78.132	119.820	163.331	80.844	73.000	83.973	120.899	110.723	59.802	77.972	57.471	91.213	130.726
30	T	0.5458	2.1942	3.8594	5.0644	7.8644	8.5185	5.1695	4.4497	4.8390	2.7640	2.5678	2.1925	2.4522	6.5470	3.6261
	S	147.407	134.238	79.499	121.167	163.857	79.479	72.541	83.509	121.738	109.525	60.009	77.744	57.277	89.875	131.057
31	T	0.5420	2.1268	3.9048	4.9487	7.4496	8.7553	5.2747	4.4766	4.8750	2.8156	2.6192	2.1942	2.4417	6.4841	3.6519
	S	148.440	138.492	78.575	124.000	172.981	77.330	71.094	83.007	120.839	107.518	58.831	77.684	57.523	90.746	130.132
32	T	0.5523	2.2216	3.8741	5.1101	7.9340	8.6787	5.1634	4.4403	4.8772	2.7911	2.5977	2.1966	2.4751	6.5043	3.6528
	S	145.672	132.583	79.197	120.083	162.420	78.012	72.627	83.686	120.785	108.462	59.318	77.599	56.747	90.465	130.099
33	T	0.5477	2.1804	3.8369	5.1198	7.9071	8.6007	5.1824	4.5363	4.8673	2.9002	2.6839	2.2574	2.5393	6.5323	3.6085
	S	146.895	135.088	79.965	119.856	162.972	78.720	72.360	81.915	121.030	104.382	57.413	75.509	55.312	90.077	131.697
34	T	0.5383	2.2096	4.0613	4.9970	7.4832	8.7811	5.2474	4.4790	4.8578	2.7396	2.5980	2.2357	2.5328	6.5103	3.6567
	S	149.460	133.303	75.547	122.801	172.204	77.103	71.464	82.963	121.267	110.501	59.311	76.242	55.454	90.381	129.961
35	T	0.5494	2.1638	3.8497	5.0900	7.9037	8.5779	5.1832	4.4235	4.8091	2.7201	2.6042	2.1895	2.4631	6.4635	3.5598
	S	146.441	136.124	79.699	120.557	163.042	78.929	72.349	84.004	122.495	111.293	59.170	77.851	57.023	91.036	133.498
36	T	0.5344	2.1324	3.8921	5.0022	7.6740	8.6069	5.2401	4.4753	4.8332	2.7306	2.6366	2.2313	2.4947	6.5321	3.6722
	S	150.551	138.129	78.831	122.673	167.922	78.663	71.564	83.032	121.884	110.865	58.443	76.392	56.301	90.080	129.412
37	T	0.5487	2.2126	3.9580	5.1030	7.8715	8.6968	5.2284	4.4686	4.8653	2.8124	2.6147	2.2334	2.4975	6.5216	3.6479
	S	146.628	133.122	77.518	120.250	163.709	77.850	71.724	83.156	121.080	107.640	58.933	76.321	56.238	90.225	130.274
38	T	0.5504	2.1988	3.9121	5.0984	7.8454	8.6259	5.1845	4.4550	4.8658	2.8379	2.6414	2.2145	2.4873	6.5411	3.6617
	S	146.175	133.957	78.428	120.359	164.254	78.490	72.331	83.410	121.068	106.673	58.337	76.972	56.469	89.956	129.783

**Event:** Honda Indy Toronto  
**Track:** Streets of Toronto  
**Report:** Section Data Report  
**Session:** Race

**Round 10**  
**1.786 mile(s)**

**NTT INDYCAR SERIES**  
**July 16, 2023**



**Section Data for Car 5 - O'Ward, Pato**

Lap	T/Slap	PI to PO	PO to I8	SF to PI	
20	T	84.1544	27.4535	53.9702	50.9766
	S	76.402	25.258	102.443	103.176
21	T	63.6194			
	S	101.064			
22	T	61.9720			
	S	103.750			
23	T	61.6861			
	S	104.231			
24	T	61.5813			
	S	104.408			
25	T	62.3063			
	S	103.193			
26	T	62.6047			
	S	102.702			
27	T	61.6202			
	S	104.342			
28	T	62.0852			
	S	103.561			
29	T	62.5119			
	S	102.854			
30	T	62.6545			
	S	102.620			
31	T	62.5602			
	S	102.775			
32	T	63.0693			
	S	101.945			
33	T	63.3002			
	S	101.573			
34	T	62.9278			
	S	102.174			
35	T	62.5505			
	S	102.791			
36	T	62.6881			
	S	102.565			
37	T	63.2804			
	S	101.605			
38	T	63.1202			
	S	101.863			

Event: **Honda Indy Toronto**  
Track: **Streets of Toronto**  
Report: **Section Data Report**  
Session: **Race**

**Round 10**  
**1.786 mile(s)**  
**NTT INDYCAR SERIES**  
**July 16, 2023**



**Section Data for Car 5 - O'Ward, Pato**

Lap	T/SF to I1	I1 to I2	I2 to I3A	I3A to I3	I3 to I4	I4 to I5	I5 to I6A	I6A to I6	I6 to I7A	I7A to I7	I7 to I8	I8 to I9A	I9A to I9	I9 to I10	I10 to SF	
39	T	0.5521	2.1683	3.9361	5.1090	7.8545	8.5729	5.2149	4.5186	4.9298	2.8094	2.6309	2.2527	2.4526	6.5041	3.6564
	S	145.725	135.842	77.950	120.109	164.063	78.975	71.909	82.236	119.496	107.755	58.570	75.667	57.268	90.467	129.971
40	T	0.5478	2.1506	3.9283	5.0926	7.8538	8.6043	5.1591	4.4405	4.9004	2.7631	2.6273	2.2272	2.5005	6.5826	3.6841
	S	146.868	136.960	78.105	120.496	164.078	78.687	72.687	83.682	120.213	109.561	58.650	76.533	56.171	89.389	128.994
41	T	0.5507	2.1702	3.9316	5.0832	7.8587	8.6627	5.2103	4.4914	4.9143	2.7590	2.6234	2.2300	2.4810	6.5856	3.6689
	S	146.095	135.723	78.039	120.719	163.976	78.156	71.973	82.734	119.873	109.724	58.737	76.437	56.612	89.348	129.529
42	T	0.5499	2.1527	3.8887	5.0621	7.8573	8.6643	5.3635	4.6571	5.0955	3.2662	2.8823	2.4420	3.6918	13.3040	4.1853
	S	146.308	136.826	78.900	121.222	164.005	78.142	69.917	79.790	115.610	92.685	53.461	69.801	38.045	44.228	113.547
43	T	0.7255	3.3200	4.9195	9.6514	18.7824	14.0671	8.9578	6.9583	9.7020	6.8055	4.3845	4.0033	6.1522	12.7960	7.1226
	S	110.895	88.719	62.368	63.580	68.609	48.130	41.863	53.403	60.719	44.483	35.144	42.579	22.830	45.984	66.721
44	T	0.7865	3.5912	5.5777	9.0975	12.5525	12.5216	8.6612	7.3390	8.8390	5.4418	3.2711	3.8783	3.6493	9.9237	6.2851
	S	102.294	82.019	55.008	67.451	102.660	54.070	43.297	50.632	66.647	55.630	47.107	43.951	38.488	59.293	75.612
45	T	0.6797	3.8111	5.4876	8.5500	13.9594	11.9102	7.3977	6.8357	8.0127	5.4733	3.9563	3.9864	4.4830	8.1564	3.8270
	S	118.368	77.286	55.911	71.770	92.313	56.846	50.691	54.360	73.520	55.310	38.948	42.759	31.330	72.141	124.177
46	T	0.5550	2.3004	4.5140	6.1094	11.9228	10.9571	6.2310	5.8667	5.3853	3.7298	3.1885	2.6209	3.4389	10.1849	6.4768
	S	144.963	128.041	67.970	100.441	108.082	61.791	60.183	63.339	109.389	81.164	48.327	65.037	40.843	57.773	73.374
47	T	0.7270	2.9444	5.0363	9.9674	15.2836	13.2784	8.1746	7.4131	9.8532	5.5368	3.9618	4.0902	4.4392	14.9990	5.2260
	S	110.666	100.036	60.921	61.564	84.315	50.988	45.874	50.126	59.787	54.675	38.894	41.674	31.640	39.230	90.935
48	T	0.7236	4.6174	4.7420	8.2940	12.6820	10.9437	7.3418	6.0341	8.1069	4.4919	3.8921	3.8851	3.3794	12.8107	7.2115
	S	111.186	63.790	64.702	73.986	101.611	61.866	51.077	61.582	72.665	67.394	39.591	43.874	41.562	45.931	65.899
49	T	0.8050	2.8229	5.1092	9.8226	12.8638	10.5921	7.0109	7.9670	8.2500	5.0378	3.2889				
	S	99.944	104.341	60.052	62.472	100.175	63.920	53.488	46.641	71.405	60.091	46.852				
50	T	0.6122	3.0068	5.0119	6.3284	15.2423	11.7751	6.0539	5.6313	7.4561	5.5222	3.2581	2.9090	3.6479	9.5154	6.5130
	S	131.419	97.960	61.218	96.965	84.543	57.498	61.944	65.987	79.008	54.820	47.295	58.596	38.503	61.838	72.966
51	T	1.3910	3.9908	5.1489	7.1247	13.8539	11.5757	5.7644	5.7744	8.1043	5.2561	3.1937	3.1825	3.7025	8.6869	3.7530
	S	57.839	73.806	59.589	86.128	93.016	58.489	65.054	64.351	72.689	57.595	48.248	53.560	37.935	67.735	126.626
52	T	0.5431	2.3240	4.7726	5.3639	7.8707	10.2150	6.0979	4.6540	4.8300	2.9890	2.9042	2.3920	2.7167	7.0049	3.7317
	S	148.139	126.741	64.287	114.401	163.726	66.280	61.497	79.843	121.965	101.280	53.058	71.260	51.700	84.000	127.349
53	T	0.5488	2.2277	4.2292	5.1382	7.7831	9.2043	5.5266	4.6887	4.8452	3.0027	2.8613	2.5345	2.7214	6.7473	3.6628
	S	146.601	132.220	72.548	119.426	165.569	73.558	67.854	79.252	121.582	100.818	53.853	67.254	51.611	87.207	129.744
54	T	0.5412	2.2255	4.2173	5.1375	7.7602	9.0024	5.4071	4.5241	4.8454	2.8898	2.6852	2.2559	2.5192	6.5655	3.6662
	S	148.660	132.350	72.752	119.443	166.057	75.207	69.353	82.136	121.577	104.757	57.385	75.559	55.754	89.621	129.624
55	T	0.5426	2.1806	4.0251	4.9524	7.5520	9.0514	5.4279	4.4814	4.6623	2.9849	2.8722	2.3321	2.5452	6.6087	3.6615
	S	148.276	135.075	76.226	123.907	170.635	74.800	69.087	82.918	126.352	101.420	53.649	73.091	55.184	89.036	129.790
56	T	0.5532	2.2546	3.8879	5.1201	7.9793	8.4660	5.1809	4.4421	4.8733	2.8251	2.6063	2.2175	2.4577	6.5004	3.6506
	S	145.435	130.642	78.916	119.849	161.497	79.972	72.381	83.652	120.881	107.156	59.122	76.868	57.149	90.519	130.178
57	T	0.5481	2.2410	3.8467	5.0932	7.9680	8.4625	5.1614	4.4123	4.8208	2.7920	2.6004	2.2444	2.4417	6.5297	3.6538
	S	146.788	131.435	79.761	120.481	161.726	80.005	72.655	84.217	122.198	108.427	59.257	75.947	57.523	90.113	130.064

**Event:** Honda Indy Toronto  
**Track:** Streets of Toronto  
**Report:** Section Data Report  
**Session:** Race

**Round 10**  
**1.786 mile(s)**

**NTT INDYCAR SERIES**  
**July 16, 2023**



**Section Data for Car 5 - O'Ward, Pato**

Lap	T/Slap	PI to PO	PO to I8	SF to PI
39	T	63.1623		
	S	101.795		
40	T	63.0622		
	S	101.956		
41	T	63.2210		
	S	101.700		
42	T	73.0627		
	S	88.001		
43	T	118.3481		
	S	54.328		
44	T	101.4155		
	S	63.399		
45	T	96.5265		
	S	66.610		
46	T	83.4815		
	S	77.018		
47	T	110.9310		
	S	57.960		
48	T	99.1562		
	S	64.843		
49	T	110.0826	27.6547	75.5432
	S	58.407	25.074	73.188
50	T	92.4836		
	S	69.522		
51	T	90.5028		
	S	71.043		
52	T	68.4097		
	S	93.987		
53	T	65.7218		
	S	97.831		
54	T	64.2425		
	S	100.083		
55	T	63.8803		
	S	100.651		
56	T	63.0150		
	S	102.033		
57	T	62.8160		
	S	102.356		

Event: **Honda Indy Toronto**  
Track: **Streets of Toronto**  
Report: **Section Data Report**  
Session: **Race**

**Round 10**  
**1.786 mile(s)**  
**NTT INDYCAR SERIES**  
**July 16, 2023**



**Section Data for Car 5 - O'Ward, Pato**

Lap	T/SF to I1	I1 to I2	I2 to I3A	I3A to I3	I3 to I4	I4 to I5	I5 to I6A	I6A to I6	I6 to I7A	I7A to I7	I7 to I8	I8 to I9A	I9A to I9	I9 to I10	I10 to SF	
58	T	0.5487	2.2191	3.8618	5.0787	7.8543	8.4672	5.3308	4.4563	4.8408	2.7820	2.6687	2.2599	2.4775	6.5831	3.6503
	S	146.628	132.732	79.450	120.825	164.068	79.961	70.346	83.386	121.693	108.816	57.740	75.426	56.692	89.382	130.189
59	T	0.5463	2.2062	3.9377	5.0955	7.8610	8.6783	5.2698	4.4611	4.8691	2.8312	2.6672	2.2525	2.5017	6.5858	3.6496
	S	147.272	133.508	77.918	120.427	163.928	78.016	71.160	83.296	120.986	106.925	57.773	75.673	56.144	89.345	130.214
60	T	0.5471	2.2560	3.9344	5.0615	7.8743	8.7145	5.2162	4.4591	4.8730	2.8296	2.6525	2.2582	2.5132	6.5658	3.6475
	S	147.056	130.561	77.983	121.236	163.651	77.692	71.891	83.333	120.889	106.986	58.093	75.482	55.887	89.617	130.288
61	T	0.5475	2.2230	3.8593	5.0823	7.8796	8.6160	5.2304	4.4562	4.8819	2.8867	2.6007	2.2544	2.4533	6.4815	3.6531
	S	146.949	132.499	79.501	120.740	163.541	78.580	71.696	83.387	120.668	104.870	59.250	75.610	57.251	90.783	130.089
62	T	0.5492	2.2364	3.8622	5.0523	7.8989	8.6094	5.3713	4.4866	4.9047	2.8248	2.5978	2.2608	2.4999	6.5542	3.6244
	S	146.494	131.705	79.441	121.457	163.141	78.640	69.816	82.822	120.107	107.168	59.316	75.396	56.184	89.776	131.119
63	T	0.5448	2.2586	3.9020	5.0264	7.5515	9.0642	6.3712	4.7116	4.9076	2.8236	2.6720	2.2680	2.5519	6.6407	3.6633
	S	147.677	130.411	78.631	122.083	170.646	74.694	58.859	78.867	120.036	107.213	57.669	75.156	55.039	88.606	129.727
64	T	0.5480	2.2634	3.9598	5.0684	7.5298	8.7560	5.3025	4.4761	4.8056	2.7912	2.6503	2.2517	2.5967	6.6662	3.6767
	S	146.815	130.134	77.483	121.071	171.138	77.324	70.721	83.017	122.584	108.458	58.141	75.700	54.090	88.268	129.254
65	T	0.5495	2.1792	3.8368	5.0760	7.8260	8.5798	5.1873	4.4479	4.8813	2.7042	2.6307	2.2144	2.5417	6.4701	3.6444
	S	146.414	135.162	79.967	120.890	164.661	78.912	72.292	83.543	120.683	111.947	58.574	76.975	55.260	90.943	130.399
66	T	0.5474	2.2060	3.8403	5.0897	7.9431	8.5137	5.1951	4.4744	4.8933	2.8170	2.5834	2.2341	2.4776	6.5070	3.6396
	S	146.976	133.520	79.894	120.564	162.233	79.524	72.183	83.048	120.387	107.464	59.647	76.297	56.690	90.427	130.571
67	T	0.5470	2.1865	3.9119	5.0847	7.8849	8.6214	5.2439	4.4274	4.8971	2.7551	2.5792	2.2080	2.4559	6.5590	3.6573
	S	147.083	134.711	78.432	120.683	163.431	78.531	71.512	83.930	120.294	109.879	59.744	77.199	57.191	89.710	129.939
68	T	0.5490	2.2579	3.9331	5.1178	7.6329	8.9668	5.3565	4.4682	4.8596	2.8094	2.6078	2.2404	2.4927	6.5203	3.6510
	S	146.547	130.451	78.009	119.902	168.827	75.506	70.008	83.163	121.222	107.755	59.088	76.082	56.346	90.243	130.164
69	T	0.5470	2.1838	3.8610	5.0674	7.9196	8.5367	5.2568	4.4444	4.9237	2.7751	2.6110	2.2661	2.5267	6.5164	3.6544
	S	147.083	134.877	79.466	121.095	162.715	79.310	71.336	83.609	119.644	109.087	59.016	75.219	55.588	90.297	130.042
70	T	0.5498	2.2406	3.8216	5.0865	7.8147	8.9540	5.3454	4.5486	4.8988	2.7408	2.5942	2.3132	2.5485	6.5800	3.6463
	S	146.334	131.458	80.285	120.640	164.899	75.614	70.154	81.693	120.252	110.452	59.398	73.688	55.113	89.424	130.331
71	T	0.5463	2.1680	3.9011	5.0950	7.9192	8.6321	5.1687	4.4818	4.9695	2.8146	2.6600	2.3160	2.4951	6.5162	3.6602
	S	147.272	135.860	78.649	120.439	162.723	78.433	72.552	82.911	118.541	107.556	57.929	73.599	56.292	90.299	129.836
72	T	0.5486	2.1676	3.9009	5.0379	7.6050	8.8034	5.3182	4.5404	4.8980	2.7383	2.6734	2.2978	2.5944	6.5745	3.6674
	S	146.654	135.886	78.653	121.804	169.446	76.907	70.513	81.841	120.272	110.553	57.639	74.182	54.138	89.499	129.582
73	T	0.5547	2.2799	3.9880	5.0856	8.0071	9.1022	5.4474	4.6084	4.9316	2.8560	3.1434	2.4334	2.7666	6.8216	3.7035
	S	145.042	129.192	76.935	120.662	160.937	74.383	68.840	80.633	119.452	105.997	49.020	70.048	50.768	86.257	128.318
74	T	0.5536	2.2828	4.0068	5.1128	8.0536	8.9375	5.4021	4.5305	4.9881	2.8458	2.6741	2.3243	2.5786	6.5849	3.6510
	S	145.330	129.028	76.574	120.020	160.007	75.753	69.417	82.020	118.099	106.377	57.623	73.336	54.469	89.357	130.164
75	T	0.5491	2.2690	3.9258	5.0897	7.7668	8.6882	5.2954	4.5187	4.9684	2.8828	2.6382	2.2910	2.5218	6.5458	3.6660
	S	146.521	129.813	78.154	120.564	165.916	77.927	70.816	82.234	118.568	105.012	58.408	74.402	55.696	89.891	129.631
76	T	0.5480	2.2132	3.8966	5.1192	7.9681	8.7751	5.2975	4.5307	4.9547	2.8583	2.6851	2.3036	2.5096	6.6072	3.6570
	S	146.815	133.086	78.740	119.870	161.724	77.155	70.788	82.016	118.895	105.912	57.387	73.995	55.967	89.056	129.950

**Event:** Honda Indy Toronto  
**Track:** Streets of Toronto  
**Report:** Section Data Report  
**Session:** Race

**Round 10**  
**1.786 mile(s)**

**NTT INDYCAR SERIES**  
**July 16, 2023**



**Section Data for Car 5 - O'Ward, Pato**

Lap	T/Slap	PI to PO	PO to I8	SF to PI
58	T	63.0792		
	S	101.929		
59	T	63.4130		
	S	101.392		
60	T	63.4029		
	S	101.409		
61	T	63.1059		
	S	101.886		
62	T	63.3329		
	S	101.521		
63	T	64.9574		
	S	98.982		
64	T	63.3424		
	S	101.505		
65	T	62.7693		
	S	102.432		
66	T	62.9617		
	S	102.119		
67	T	63.0193		
	S	102.026		
68	T	63.4634		
	S	101.312		
69	T	63.0901		
	S	101.911		
70	T	63.6830		
	S	100.963		
71	T	63.3438		
	S	101.503		
72	T	63.3658		
	S	101.468		
73	T	65.7294		
	S	97.819		
74	T	64.5265		
	S	99.643		
75	T	63.6167		
	S	101.068		
76	T	63.9239		
	S	100.582		

Event: Honda Indy Toronto  
Track: Streets of Toronto  
Report: Section Data Report  
Session: Race

Round 10  
1.786 mile(s)  
NTT INDYCAR SERIES  
July 16, 2023



Section Data for Car 5 - O'Ward, Pato

Lap	T/SF to I1	I1 to I2	I2 to I3A	I3A to I3	I3 to I4	I4 to I5	I5 to I6A	I6A to I6	I6 to I7A	I7A to I7	I7 to I8	I8 to I9A	I9A to I9	I9 to I10	I10 to SF	
77	T	0.5523	2.2699	3.9522	5.0793	8.0598	8.9044	5.3546	4.5364	5.0021	2.8067	2.5958	2.2983	2.5480	6.6332	3.6916
	S	145.672	129.761	77.632	120.811	159.884	76.035	70.033	81.913	117.769	107.859	59.362	74.165	55.123	88.707	128.732
78	T	0.5564	2.3498	4.0644	5.1253	7.8459	9.0124	5.3192	4.5187	4.9714	2.8418	2.6792	2.3107	2.5887	6.5850	3.6807
	S	144.598	125.349	75.489	119.727	164.243	75.124	70.499	82.234	118.496	106.527	57.514	73.767	54.257	89.356	129.113
79	T	0.5503	2.2603	3.9795	5.1479	7.9257	8.7915	5.2232	4.5171	4.9257	2.8805	2.6282	2.2693	2.5345	6.5474	3.6574
	S	146.201	130.313	77.100	119.201	162.590	77.011	71.795	82.263	119.595	105.095	58.630	75.113	55.417	89.869	129.936
80	T	0.5510	2.2398	3.9627	5.1095	7.9161	8.7466	5.2570	4.5645	4.9638	2.8421	2.6686	2.3177	2.5629	6.6966	3.6837
	S	146.016	131.505	77.427	120.097	162.787	77.407	71.333	81.409	118.677	106.515	57.742	73.545	54.803	87.867	129.008
81	T	0.5494	2.2485	4.0247	5.1086	7.9360	8.7705	5.2879	4.5684	4.9884	2.8280	2.6479	2.2669	2.5329	6.6160	3.7119
	S	146.441	130.996	76.234	120.118	162.379	77.196	70.917	81.339	118.092	107.046	58.194	75.193	55.452	88.937	128.028
82	T	0.5512	2.2151	4.0089	5.1679	7.9530	9.3027	5.3271	4.6392	5.0755	2.9153	2.6580	2.3337	2.5726	6.7104	3.6707
	S	145.963	132.972	76.534	118.740	162.031	72.779	70.395	80.098	116.066	103.841	57.973	73.040	54.596	87.686	129.465
83	T	0.5481	2.2698	3.9939	5.1644	7.9198	8.8469	5.2698	4.5882	5.0069	2.8730	2.7322	2.3487	2.5383	6.6816	3.6754
	S	146.788	129.767	76.822	118.820	162.711	76.529	71.160	80.988	117.656	105.370	56.398	72.574	55.334	88.064	129.299
84	T	0.5454	2.2366	4.4002	5.1636	7.7528	8.8235	5.3395	4.6246	4.9799	2.8924	2.7159	2.3306	2.5617	6.7706	3.5733
	S	147.515	131.693	69.728	118.839	166.216	76.732	70.231	80.351	118.294	104.663	56.737	73.138	54.829	86.906	132.994
85	T	0.5285	2.1966	4.1056	5.0624	7.5646	8.9340	5.3454	4.6374	5.0461	2.8699	2.7000	2.3926	2.5740	6.8204	3.7957
	S	152.232	134.092	74.732	121.215	170.351	75.783	70.154	80.129	116.742	105.484	57.071	71.242	54.567	86.272	125.201
86	T	0.6813	3.1972	5.4131	9.5615	14.9962										
	S	118.090	92.126	56.681	64.178	85.931										

**Event:** Honda Indy Toronto  
**Track:** Streets of Toronto  
**Report:** Section Data Report  
**Session:** Race

**Round 10**  
**1.786 mile(s)**

**NTT INDYCAR SERIES**  
**July 16, 2023**



**Section Data for Car 5 - O'Ward, Pato**

Lap	T/SLap	PI to PO	PO to I8	SF to PI
77	T	64.2846		
	S	100.018		
78	T	64.4496		
	S	99.762		
79	T	63.8385		
	S	100.717		
80	T	64.0826		
	S	100.333		
81	T	64.0860		
	S	100.328		
82	T	65.1013		
	S	98.763		
83	T	64.4570		
	S	99.750		
84	T	64.7106		
	S	99.359		
85	T	64.5732		
	S	99.571		
86	T			
	S			

**Event:** Honda Indy Toronto  
**Track:** Streets of Toronto  
**Report:** Section Data Report  
**Session:** Race

**Round 10**  
**1.786 mile(s)**

**NTT INDYCAR SERIES**  
**July 16, 2023**



**Section Data for Car 6 - Rosenqvist, Felix**

Lap	T/SF to I1	I1 to I2	I2 to I3A	I3A to I3	I3 to I4	I4 to I5	I5 to I6A	I6A to I6	I6 to I7A	I7A to I7	I7 to I8	I8 to I9A	I9A to I9	I9 to I10	I10 to SF	
1	T	0.5790	2.4632	4.9467	5.2366	8.1578	13.8092	7.9126	6.9575	7.2079	4.8455	3.3443	2.9551	3.2665	9.4244	6.7996
	S	138.954	119.578	62.025	117.182	157.964	49.029	47.393	53.409	81.729	62.476	46.076	57.681	42.998	62.435	69.890
2	T	1.4683	6.5568			20.9337	13.4180	8.2267	7.1737	8.4238	6.1195	3.6283	3.2090	4.4929	12.3195	6.5245
	S	54.794	44.922			61.558	50.458	45.583	51.799	69.932	49.469	42.469	53.118	31.261	47.762	72.837
3	T	1.2622	4.9782			17.8922	10.8324	6.2422	5.7116	8.8061	4.8448	3.4153	4.6499	3.6423	11.2783	7.4208
	S	63.742	59.167			72.022	62.502	60.075	65.059	66.896	62.485	45.118	36.658	38.562	52.172	64.040
4	T	1.6892	6.9131			16.4763	11.1035	5.9760	5.3699	11.1975	4.8936	3.3861	3.7727	3.1350	10.5456	9.4596
	S	47.629	42.607			78.212	60.976	62.751	69.199	52.609	61.862	45.507	45.181	44.802	55.797	50.238
5	T	1.5197	5.2265			17.5037	11.4626	6.1176	5.0601	7.8709	5.1469	3.3368	4.0207	3.7560	10.0079	7.8110
	S	52.941	56.356			73.621	59.066	61.299	73.435	74.844	58.817	46.179	42.394	37.395	58.794	60.841
6	T	1.0259	4.3803			12.8441	12.0457	6.1996	4.8176	8.0666	5.2365	3.5375	2.6583	3.1326	9.2711	7.5294
	S	78.423	67.243			100.329	56.206	60.488	77.132	73.028	57.811	43.559	64.122	44.836	63.467	63.116
7	T	1.3606	6.2575			14.3429	9.9955	5.7071	5.5279	9.6577	4.4605	3.0880	2.6703	3.5145	9.4801	9.4294
	S	59.132	47.071			89.845	67.735	65.708	67.221	60.997	67.868	49.900	63.833	39.964	62.068	50.398
8	T	2.0393	5.4998			11.6336	9.9948	5.6897	7.0207	9.0957	3.5075	3.0772	2.5597	3.1080	12.2744	5.8007
	S	39.452	53.556			110.768	67.740	65.909	52.928	64.766	86.309	50.075	66.592	45.191	47.938	81.926
9	T	0.6311	2.6184	6.9449	7.7840	11.0199	11.6772	7.9991	7.4930	11.0498	5.5850	3.2208	4.3067	4.0435	7.3990	3.7674
	S	127.483	112.491	44.179	78.833	116.937	57.980	46.880	49.592	53.312	54.204	47.842	39.579	34.736	79.525	126.142
10	T	0.5523	2.2766	4.2050	5.1217	7.7561	9.8184	5.5054	4.4818	4.8065	2.9510	2.8008	2.3229	2.6716	6.8245	3.6648
	S	145.672	129.380	72.965	119.811	166.145	68.957	68.115	82.911	122.561	102.585	55.017	73.380	52.573	86.220	129.673
11	T	0.5403	2.1640	3.9614	5.0027	7.8105	8.7806	5.3423	4.3485	4.7711	2.8506	2.6801	2.2555	2.5503	6.6293	3.6464
	S	148.907	136.112	77.452	122.661	164.988	77.107	70.194	85.453	123.471	106.198	57.494	75.573	55.074	88.759	130.328
12	T	0.5457	2.1823	3.9254	5.0030	7.7872	8.4236	5.1891	4.3417	4.7605	2.7451	2.6052	2.2316	2.5165	6.5476	3.6295
	S	147.434	134.970	78.162	122.654	165.481	80.375	72.267	85.587	123.746	110.279	59.147	76.382	55.813	89.866	130.935
13	T	0.5449	2.1204	3.9428	4.9787	7.7770	8.4724	5.2758	4.3665	4.7725	2.7433	2.6263	2.2241	2.5088	6.5413	3.6195
	S	147.650	138.910	77.817	123.252	165.698	79.912	71.079	85.100	123.434	110.352	58.672	76.640	55.985	89.953	131.296
14	T	0.5413	2.1386	3.8580	4.9847	7.7842	8.3295	5.3050	4.3933	4.7647	2.7489	2.6018	2.2285	2.5933	6.6333	3.6653
	S	148.632	137.728	79.528	123.104	165.545	81.283	70.688	84.581	123.637	110.127	59.225	76.488	54.161	88.705	129.656
15	T	0.5454	2.1739	3.8663	4.9826	7.7635	8.5182	5.2136	4.3989	4.7985	2.7652	2.5905	2.2590	2.5113	6.5912	3.6317
	S	147.515	135.492	79.357	123.156	165.987	79.482	71.927	84.474	122.766	109.478	59.483	75.456	55.929	89.272	130.855
16	T	0.5458	2.1490	3.8591	5.0104	7.7856	8.5116	5.2442	4.4031	4.7686	2.7103	2.6068	2.2547	2.5254	6.6205	3.6412
	S	147.407	137.062	79.505	122.473	165.515	79.544	71.508	84.393	123.535	111.695	59.111	75.600	55.617	88.877	130.514
17	T	0.5445	2.1742	3.9170	4.9395	7.6201	8.5164	5.2403	4.4634	4.7271	2.7063	2.5939				
	S	147.759	135.473	78.330	124.230	169.110	79.499	71.561	83.253	124.620	111.860	59.405				
18	T	0.6160	2.4720	4.2620	5.0391	7.7138	8.5486	5.2978	4.4568	4.8095	2.7563	2.6440	2.2203	2.5134	6.6826	3.6375
	S	130.608	119.153	71.989	121.775	167.056	79.200	70.784	83.376	122.485	109.831	58.279	76.771	55.882	88.051	130.647
19	T	0.5463	2.2618	4.0878	5.0223	7.6662	8.7165	5.3560	4.4670	4.8234	2.8413	2.7655	2.2159	2.5486	6.6743	3.6148
	S	147.272	130.226	75.057	122.182	168.093	77.674	70.015	83.186	122.132	106.545	55.719	76.923	55.110	88.160	131.467

Event: Honda Indy Toronto  
Track: Streets of Toronto  
Report: Section Data Report  
Session: Race

Round 10  
1.786 mile(s)

NTT INDYCAR SERIES  
July 16, 2023



Section Data for Car 6 - Rosenqvist, Felix

Lap	T/Slap	PI to PO	PO to I8	SF to PI
1	T	87.9059	84.1880	
	S	73.142	65.673	
2	T	126.3539		
	S	50.886		
3	T	115.6877		
	S	55.577		
4	T	112.6224		
	S	57.090		
5	T	107.8440		
	S	59.619		
6	T	105.9699		
	S	60.674		
7	T	107.8339		
	S	59.625		
8	T	103.0948		
	S	62.366		
9	T	95.5398		
	S	67.298		
10	T	65.7594		
	S	97.775		
11	T	63.3336		
	S	101.520		
12	T	62.4340		
	S	102.982		
13	T	62.5143		
	S	102.850		
14	T	62.5704		
	S	102.758		
15	T	62.6098		
	S	102.693		
16	T	62.6363		
	S	102.650		
17	T	82.8757	26.7502	54.3217
	S	77.581	25.922	101.780
18	T	63.6697		
	S	100.984		
19	T	63.6077		
	S	101.082		

**Event:** Honda Indy Toronto  
**Track:** Streets of Toronto  
**Report:** Section Data Report  
**Session:** Race

**Round 10**  
**1.786 mile(s)**

**NTT INDYCAR SERIES**  
**July 16, 2023**



**Section Data for Car 6 - Rosenqvist, Felix**

Lap	T/SF to I1	I1 to I2	I2 to I3A	I3A to I3	I3 to I4	I4 to I5	I5 to I6A	I6A to I6	I6 to I7A	I7A to I7	I7 to I8	I8 to I9A	I9A to I9	I9 to I10	I10 to SF	
20	T	0.5377	2.1365	3.9175	4.9796	7.7189	8.4553	5.1492	4.3588	4.7838	2.6697	2.5445	2.1739	2.4181	6.5306	3.5976
	S	149.627	137.864	78.320	123.230	166.946	80.073	72.827	85.251	123.143	113.394	60.558	78.410	58.085	90.100	132.096
21	T	0.5377	2.1054	3.7624	4.9239	7.7897	8.2252	5.1387	4.3130	4.7600	2.6689	2.5557	2.2235	2.4293	6.4756	3.6347
	S	149.627	139.900	81.549	124.624	165.428	82.314	72.976	86.156	123.759	113.428	60.293	76.660	57.817	90.866	130.747
22	T	0.5473	2.1272	3.7654	4.9886	7.8499	8.3528	5.1385	4.3625	4.8084	2.7181	2.5270	2.2021	2.4741	6.4759	3.6467
	S	147.003	138.466	81.484	123.008	164.160	81.056	72.978	85.178	122.513	111.375	60.978	77.405	56.770	90.861	130.317
23	T	0.5464	2.1004	3.7701	4.9862	7.8490	8.3159	5.1154	4.3378	4.8613	2.6839	2.5769	2.1946	2.4821	6.5269	3.6668
	S	147.245	140.233	81.382	123.067	164.178	81.416	73.308	85.663	121.180	112.794	59.797	77.670	56.587	90.151	129.603
24	T	0.5481	2.1115	3.8166	5.0134	7.8622	8.4399	5.1077	4.3221	4.8407	2.7294	2.6004	2.2288	2.4541	6.5613	3.6334
	S	146.788	139.496	80.390	122.399	163.903	80.220	73.419	85.975	121.695	110.913	59.257	76.478	57.233	89.679	130.794
25	T	0.5456	2.1462	3.8260	5.0219	7.8889	8.4640	5.1067	4.3654	4.8279	2.7729	2.5849	2.2061	2.4950	6.5036	3.6330
	S	147.461	137.240	80.193	122.192	163.348	79.991	73.433	85.122	122.018	109.174	59.612	77.265	56.294	90.474	130.808
26	T	0.5439	2.1634	3.8078	5.0070	7.8558	8.5017	5.1487	4.3483	4.8768	2.7731	2.5887	2.1891	2.4531	6.4448	3.6207
	S	147.922	136.149	80.576	122.556	164.036	79.636	72.834	85.457	120.795	109.166	59.524	77.865	57.256	91.300	131.253
27	T	0.5450	2.1469	3.7989	4.9896	7.8302	8.4165	5.2467	4.4012	4.8477	2.8171	2.5666	2.1936	2.4492	6.5040	3.6522
	S	147.623	137.196	80.765	122.983	164.573	80.443	71.473	84.429	121.520	107.461	60.037	77.705	57.347	90.469	130.121
28	T	0.5473	2.1709	3.8464	4.9943	7.8694	8.4141	5.1645	4.3707	4.8075	2.8237	2.5759	2.1906	2.4850	6.4660	3.6228
	S	147.003	135.679	79.768	122.867	163.753	80.466	72.611	85.019	122.536	107.209	59.820	77.812	56.521	91.000	131.177
29	T	0.5432	2.1600	3.9353	5.0372	7.8842	8.4392	5.2154	4.3892	4.8670	2.7512	2.5701	2.2203	2.4612	6.5250	3.6349
	S	148.112	136.364	77.966	121.821	163.445	80.226	71.902	84.660	121.038	110.035	59.955	76.771	57.068	90.178	130.740
30	T	0.5427	2.1465	3.8343	4.9695	7.8139	8.5537	5.3753	4.5609	4.8964	2.8252	2.6497	2.2828	2.6308	6.6516	3.6398
	S	148.249	137.221	80.019	123.481	164.916	79.152	69.764	81.473	120.311	107.153	58.154	74.669	53.389	88.461	130.564
31	T	0.5433	2.1786	3.9732	4.9991	7.5066	9.3455	5.3443	4.5049	4.9303	2.9286	2.6891	2.2743	2.5281	6.5267	3.6302
	S	148.085	135.199	77.222	122.749	171.667	72.446	70.168	82.486	119.484	103.369	57.302	74.948	55.557	90.154	130.909
32	T	0.5420	2.1720	3.9346	5.0133	7.8578	8.5755	5.2399	4.4734	4.9020	2.8958	2.6332	2.2321	2.5829	6.6249	3.6811
	S	148.440	135.610	77.980	122.402	163.995	78.951	71.566	83.067	120.174	104.540	58.518	76.365	54.379	88.818	129.099
33	T	0.5466	2.1683	3.8444	4.9463	7.7122	8.6653	5.3750	4.5311	4.8433	3.0897	2.7857	2.2939	2.6589	6.6589	3.6290
	S	147.191	135.842	79.809	124.060	167.091	78.133	69.767	82.009	121.630	97.980	55.315	74.308	52.824	88.364	130.953
34	T	0.5405	2.1547	3.9347	4.9125	7.5579	8.9228	5.4697	4.5847	4.8570	3.0436	3.3041	2.4460	2.6272	6.6813	3.6379
	S	148.852	136.699	77.978	124.913	170.502	75.878	68.560	81.050	121.287	99.464	46.636	69.687	53.462	88.068	130.632
35	T	0.5445	2.1642	3.9539	5.0614	7.8584	8.5640	5.2435	4.4783	4.8871	2.8784	2.7079	2.2815	2.6157	6.6494	3.6519
	S	147.759	136.099	77.599	121.238	163.982	79.057	71.517	82.976	120.540	105.172	56.904	74.712	53.697	88.491	130.132
36	T	0.5419	2.1639	4.0017	4.9180	7.4358	9.2650	5.6514	4.7585	4.8917	2.9410	2.8847	2.2934	2.5758	6.5567	3.6683
	S	148.468	136.118	76.672	124.774	173.302	73.076	66.355	78.090	120.427	102.933	53.417	74.324	54.529	89.742	129.550
37	T	0.5442	2.1460	4.0126	5.0346	7.8796	8.6698	5.2070	4.3972	4.9401	2.8166	2.5768	2.2319	2.4515	6.4676	3.5742
	S	147.840	137.253	76.464	121.884	163.541	78.092	72.018	84.506	119.247	107.480	59.799	76.372	57.293	90.978	132.960
38	T	0.5384	2.1287	4.3722	6.2235	8.1587	9.3503	5.4427	4.5123	4.8801	2.8624	2.6615	2.2770	2.6034	6.6137	3.6633
	S	149.433	138.369	70.175	98.600	157.946	72.409	68.900	82.351	120.713	105.760	57.896	74.859	53.950	88.968	129.727

**Event:** Honda Indy Toronto  
**Track:** Streets of Toronto  
**Report:** Section Data Report  
**Session:** Race

**Round 10**  
**1.786 mile(s)**

**NTT INDYCAR SERIES**  
**July 16, 2023**



**Section Data for Car 6 - Rosenqvist, Felix**

Lap	T/Slap	PI to PO	PO to I8	SF to PI
20	T	61.9717		
	S	103.751		
21	T	61.5437		
	S	104.472		
22	T	61.9845		
	S	103.729		
23	T	62.0137		
	S	103.680		
24	T	62.2696		
	S	103.254		
25	T	62.3881		
	S	103.058		
26	T	62.3229		
	S	103.166		
27	T	62.4054		
	S	103.030		
28	T	62.3491		
	S	103.123		
29	T	62.6334		
	S	102.654		
30	T	63.3731		
	S	101.456		
31	T	63.9028		
	S	100.615		
32	T	63.3605		
	S	101.476		
33	T	63.7486		
	S	100.859		
34	T	64.6746		
	S	99.415		
35	T	63.5401		
	S	101.190		
36	T	64.5478		
	S	99.610		
37	T	62.9497		
	S	102.139		
38	T	66.2882		
	S	96.995		

**Event:** Honda Indy Toronto  
**Track:** Streets of Toronto  
**Report:** Section Data Report  
**Session:** Race

**Round 10**  
**1.786 mile(s)**  
**NTT INDYCAR SERIES**  
**July 16, 2023**



**Section Data for Car 6 - Rosenqvist, Felix**

Lap	T/SF to I1	I1 to I2	I2 to I3A	I3A to I3	I3 to I4	I4 to I5	I5 to I6A	I6A to I6	I6 to I7A	I7A to I7	I7 to I8	I8 to I9A	I9A to I9	I9 to I10	I10 to SF	
39	T	0.5480	2.1911	4.0074	5.0604	7.8673	8.5995	5.2428	4.4069	4.8697	2.8045	2.6358	2.2656	2.5056	6.5898	3.5866
	S	146.815	134.428	76.563	121.262	163.797	78.731	71.527	84.320	120.971	107.943	58.461	75.236	56.056	89.291	132.501
40	T	0.5367	2.2827	4.2028	5.1000	7.7666	8.6712	5.2032	4.4330	4.8882	2.8472	2.6557	2.2154	2.4719	6.5545	3.6695
	S	149.906	129.034	73.003	120.321	165.920	78.080	72.071	83.824	120.513	106.325	58.023	76.941	56.820	89.772	129.507
41	T	0.5465	2.1602	3.9432	4.9219	7.7366	8.5821	5.2306	4.3929	4.8652	2.8146	2.6331	2.2209	2.5189	6.5648	3.6448
	S	147.218	136.351	77.809	124.675	166.564	78.890	71.693	84.589	121.083	107.556	58.521	76.750	55.760	89.631	130.385
42	T	0.5446	2.2132	3.9906	5.0834	11.0534	10.2852	6.0957	5.0241	5.5712	3.3889	2.9039	2.7086	3.7964	10.5748	4.9951
	S	147.731	133.086	76.885	120.714	116.583	65.827	61.519	73.962	105.739	89.329	53.063	62.931	36.997	55.643	95.139
43	T	0.7284	3.1538	4.6023	6.2847	11.8244	11.2524	7.3580	7.3984	9.4696	6.8308	5.3300	3.7331	5.8933	13.6766	6.9899
	S	110.454	93.394	66.666	97.640	108.981	60.169	50.965	50.226	62.209	44.318	28.910	45.660	23.833	43.023	67.988
44	T	1.1916	4.8537	5.6516	7.8364	17.8507	11.2417	6.1282	4.9802	8.7906	5.7376	3.0906				
	S	67.518	60.685	54.289	78.306	72.190	60.226	61.193	74.614	67.014	52.762	49.858				
45	T	0.6555	2.7628	4.5523	6.7424	16.5152	10.0700	5.5007	4.6117	5.9891	4.6655	2.8936	2.4528	3.0367	12.2675	4.7010
	S	122.738	106.611	67.398	91.012	78.027	67.234	68.173	80.576	98.361	64.886	53.252	69.494	46.252	47.965	101.091
46	T	0.8462	3.6805	4.9899	6.8010	17.1027	12.2411	6.5988	5.1723	5.6102	3.5973	3.0653	2.6667	3.0297	10.3005	4.4984
	S	95.077	80.029	61.488	90.227	75.347	55.309	56.829	71.842	105.004	84.154	50.269	63.920	46.359	57.124	105.644
47	T	0.6707	3.2834	4.7552	6.6591	19.1538	12.4239	6.4466	5.1457	10.9281	6.6507	3.9550	3.5742	3.6240	15.6714	6.7601
	S	119.956	89.707	64.523	92.150	67.278	54.495	58.170	72.214	53.906	45.518	38.961	47.690	38.757	37.547	70.299
48	T	1.2615	5.8772	6.3879	7.3228	13.2773	10.8557	6.1301	5.1217	6.6979	4.6151	3.1515	3.0984	3.8037	13.7768	5.4881
	S	63.777	50.117	48.031	83.798	97.056	62.368	61.174	72.552	87.952	65.595	48.894	55.014	36.926	42.710	86.592
49	T	1.2883	6.1357	5.3725	6.7807	15.2730	10.3760	5.8293	4.7341	6.5411	5.4387	3.1274				
	S	62.450	48.005	57.109	90.497	84.373	65.251	64.330	78.492	90.060	55.662	49.271				
50	T	0.8565	3.5363	4.8916	6.8724	13.8119	11.4517	6.6106	5.1573	6.3467	4.2392	3.1046	2.7830	3.1179	9.5899	8.6763
	S	93.934	83.292	62.723	89.290	93.299	59.122	56.727	72.051	92.818	71.411	49.633	61.248	45.048	61.357	54.773
51	T	1.4544	3.5675	4.8667	6.8885	13.8011	10.9424	6.1645	4.9970	7.8898	4.4669	2.9365	2.4393	3.3147	8.1605	3.8687
	S	55.318	82.564	63.044	89.081	93.372	61.874	60.832	74.363	74.665	67.771	52.474	69.878	42.373	72.105	122.839
52	T	0.5564	2.3197	4.5425	5.1826	7.8616	10.3536	6.4618	5.2796	5.4753	3.0734	3.0588	2.3913	2.8484	7.1988	3.7351
	S	144.598	126.976	67.544	118.403	163.915	65.392	58.033	70.382	107.591	98.499	50.376	71.281	49.310	81.737	127.233
53	T	0.5473	2.1792	4.4253	5.1434	7.7213	9.0225	5.5944	4.4801	4.8612	2.8981	2.8187	2.3308	2.6782	6.7574	3.7277
	S	147.003	135.162	69.333	119.306	166.894	75.040	67.031	82.943	121.182	104.457	54.667	73.131	52.444	87.076	127.485
54	T	0.5522	2.3119	4.2059	5.0520	7.9037	8.9250	5.4635	4.4771	4.9293	2.9820	2.6987	2.2907	2.5839	6.6390	3.6972
	S	145.698	127.404	72.949	121.464	163.042	75.859	68.637	82.998	119.508	101.518	57.098	74.412	54.358	88.629	128.537
55	T	0.5511	2.2746	4.0360	5.0536	7.9803	8.6839	5.3639	4.3543	4.8701	3.0090	2.6575	2.2505	2.5543	6.5609	3.6541
	S	145.989	129.493	76.020	121.426	161.477	77.966	69.912	85.339	120.961	100.607	57.983	75.741	54.987	89.684	130.053
56	T	0.5445	2.2909	3.9981	5.0110	7.9288	8.6095	5.3103	4.3738	4.8633	2.8998	2.6730	2.2505	2.5110	6.5320	3.6602
	S	147.759	128.572	76.741	122.458	162.526	78.639	70.617	84.958	121.130	104.396	57.647	75.741	55.936	90.081	129.836
57	T	0.5448	2.2249	3.9297	4.9995	7.9138	8.4822	5.2311	4.4051	4.8619	2.8873	2.6367	2.2456	2.5620	6.5305	3.6740
	S	147.677	132.386	78.077	122.740	162.834	79.820	71.687	84.355	121.165	104.848	58.441	75.906	54.822	90.102	129.349

Event: Honda Indy Toronto  
 Track: Streets of Toronto  
 Report: Section Data Report  
 Session: Race

Round 10  
 1.786 mile(s)

NTT INDYCAR SERIES  
 July 16, 2023



Section Data for Car 6 - Rosenqvist, Felix

Lap	T/Slap	PI to PO	PO to I8	SF to PI
39	T	63.1810		
	S	101.765		
40	T	63.4986		
	S	101.256		
41	T	62.7763		
	S	102.421		
42	T	78.2291		
	S	82.189		
43	T	104.5257		
	S	61.512		
44	T	114.0935	27.5454	70.7938
	S	56.354	25.173	78.098
45	T	87.4168		
	S	73.551		
46	T	90.2006		
	S	71.281		
47	T	109.7019		
	S	58.610		
48	T	96.8657		
	S	66.376		
49	T	104.3453	24.0149	73.1383
	S	61.618	28.874	75.595
50	T	91.0459		
	S	70.619		
51	T	85.7585		
	S	74.973		
52	T	70.3389		
	S	91.409		
53	T	65.1856		
	S	98.635		
54	T	64.7121		
	S	99.357		
55	T	63.8541		
	S	100.692		
56	T	63.4567		
	S	101.323		
57	T	63.1291		
	S	101.848		

Event: **Honda Indy Toronto**  
Track: **Streets of Toronto**  
Report: **Section Data Report**  
Session: **Race**

Round 10  
1.786 mile(s)

NTT INDYCAR SERIES  
July 16, 2023



**Section Data for Car 6 - Rosenqvist, Felix**

Lap	T/SF to I1	I1 to I2	I2 to I3A	I3A to I3	I3 to I4	I4 to I5	I5 to I6A	I6A to I6	I6 to I7A	I7A to I7	I7 to I8	I8 to I9A	I9A to I9	I9 to I10	I10 to SF	
58	T	0.5466	2.2240	3.9620	4.9993	7.8567	8.4685	5.2406	4.4325	4.8822	2.8927	2.6231	2.2210	2.5420	6.6157	3.6744
	S	147.191	132.440	77.440	122.744	164.018	79.949	71.557	83.833	120.661	104.652	58.744	76.747	55.254	88.941	129.335
59	T	0.5469	2.1498	3.9097	5.0042	7.8912	8.5352	5.2131	4.5177	4.8920	2.8123	2.8038	2.3742	2.5857	6.6056	3.6753
	S	147.110	137.011	78.476	122.624	163.300	79.324	71.934	82.252	120.419	107.644	54.958	71.795	54.320	89.077	129.303
60	T	0.5477	2.1719	3.9083	5.0307	7.8449	8.5124	5.2227	4.4242	4.8350	2.8575	2.6194	2.2394	2.5092	6.5055	3.6565
	S	146.895	135.616	78.504	121.978	164.264	79.536	71.802	83.991	121.839	105.941	58.827	76.116	55.976	90.448	129.968
61	T	0.5460	2.1716	3.8809	5.0196	7.8785	8.6270	5.3128	4.4148	4.8384	2.8275	2.5486	2.1848	2.5274	6.5832	3.6701
	S	147.353	135.635	79.059	122.248	163.564	78.480	70.584	84.169	121.753	107.065	60.461	78.018	55.573	89.380	129.486
62	T	0.5467	2.1896	3.9080	5.0237	7.8474	8.5701	5.2278	4.4221	4.8871	2.8086	2.7626	2.3607	2.5380	6.5389	3.6531
	S	147.164	134.520	78.510	122.148	164.212	79.001	71.732	84.030	120.540	107.786	55.777	72.205	55.341	89.986	130.089
63	T	0.5444	2.1787	3.9066	5.0059	7.9019	8.6141	5.3171	4.4471	4.8593	2.8470	2.7108	2.2587	2.5450	6.5603	3.6784
	S	147.786	135.193	78.538	122.583	163.079	78.597	70.527	83.558	121.230	106.332	56.843	75.466	55.188	89.692	129.194
64	T	0.5465	2.1962	3.9076	5.0173	7.8446	8.6418	5.3761	4.4575	4.8790	2.9913	2.6908	2.2197	2.5834	6.5799	3.7150
	S	147.218	134.116	78.518	122.304	164.270	78.345	69.753	83.363	120.740	101.203	57.266	76.792	54.368	89.425	127.921
65	T	0.5491	2.1886	3.8966	5.0079	7.8660	8.6325	5.3303	4.4486	4.8727	2.8721	2.6581	2.2272	2.5916	6.5556	3.6654
	S	146.521	134.582	78.740	122.534	163.824	78.430	70.353	83.530	120.896	105.403	57.970	76.533	54.196	89.757	129.652
66	T	0.5447	2.2543	3.9482	5.0111	7.8722	8.6213	5.2380	4.4746	4.8822	2.9125	2.6176	2.2055	2.5820	6.5416	3.6587
	S	147.704	130.659	77.711	122.455	163.695	78.532	71.592	83.044	120.661	103.941	58.867	77.286	54.398	89.949	129.890
67	T	0.5428	2.2252	3.9258	5.0248	7.8608	8.5834	5.2433	4.4414	4.8600	2.8761	2.6258	2.2342	2.5541	6.5084	3.6498
	S	148.221	132.368	78.154	122.122	163.932	78.878	71.520	83.665	121.212	105.256	58.683	76.293	54.992	90.408	130.206
68	T	0.5440	2.1843	3.9330	5.0326	7.8804	8.6909	5.3122	4.4379	4.8642	2.8723	2.6390	2.2298	2.5738	6.5316	3.6487
	S	147.894	134.847	78.011	121.932	163.524	77.903	70.592	83.731	121.107	105.395	58.390	76.444	54.571	90.087	130.246
69	T	0.5435	2.1809	3.8929	5.0351	7.8665	8.5573	5.2762	4.4357	4.8867	2.8530	2.6963	2.2674	2.5359	6.5306	3.6559
	S	148.030	135.057	78.815	121.872	163.813	79.119	71.074	83.773	120.550	106.108	57.149	75.176	55.386	90.100	129.989
70	T	0.5444	2.1634	3.9137	4.9955	7.8418	8.6385	5.2481	4.4536	4.8969	2.8845	2.6583	2.2456	2.5191	6.6158	3.6541
	S	147.786	136.149	78.396	122.838	164.329	78.375	71.454	83.436	120.299	104.950	57.966	75.906	55.756	88.940	130.053
71	T	0.5435	2.1859	3.8881	5.0055	7.8582	8.6512	5.2905	4.4193	4.9069	2.8779	2.7028	2.2578	2.5561	6.5221	3.6581
	S	148.030	134.748	78.912	122.592	163.986	78.260	70.882	84.084	120.054	105.190	57.012	75.496	54.949	90.218	129.911
72	T	0.5437	2.2008	3.9481	5.0179	7.8335	8.6895	5.2309	4.4464	4.8790	2.8730	2.7029	2.2703	2.5444	6.5620	3.6666
	S	147.976	133.836	77.713	122.289	164.503	77.915	71.689	83.571	120.740	105.370	57.009	75.080	55.201	89.669	129.610
73	T	0.5441	2.2100	3.9165	5.0459	7.8658	8.7096	5.3019	4.4795	4.9028	2.8887	2.7125	2.2592	2.6116	6.5957	3.6546
	S	147.867	133.278	78.340	121.611	163.828	77.736	70.729	82.954	120.154	104.797	56.808	75.449	53.781	89.211	130.035
74	T	0.5444	2.2189	4.0408	5.0585	7.8217	8.8259	5.3369	4.4977	4.9202	2.9372	2.7236	2.2673	2.5743	6.6043	3.6507
	S	147.786	132.744	75.930	121.308	164.751	76.711	70.266	82.618	119.729	103.067	56.576	75.180	54.560	89.095	130.174
75	T	0.5437	2.2117	3.9663	4.9564	7.4918	9.0241	5.4148	4.5187	4.9400	2.9382	2.7016	2.3145	2.5637	6.5860	3.6479
	S	147.976	133.176	77.356	123.807	172.006	75.026	69.255	82.234	119.249	103.032	57.037	73.646	54.786	89.342	130.274
76	T	0.5420	2.2017	4.0140	5.0616	7.9188	9.0214	5.3566	4.5242	4.9344	2.8971	2.7123	2.2203	2.5870	6.7067	3.6494
	S	148.440	133.781	76.437	121.234	162.731	75.049	70.007	82.134	119.385	104.493	56.812	76.771	54.292	87.735	130.221

**Event:** Honda Indy Toronto  
**Track:** Streets of Toronto  
**Report:** Section Data Report  
**Session:** Race

**Round 10**  
**1.786 mile(s)**

**NTT INDYCAR SERIES**  
**July 16, 2023**



**Section Data for Car 6 - Rosenqvist, Felix**

Lap	T/SLap	PI to PO	PO to I8	SF to PI
58	T	63.1813		
	S	101.764		
59	T	63.5167		
	S	101.227		
60	T	62.8853		
	S	102.243		
61	T	63.0312		
	S	102.007		
62	T	63.2844		
	S	101.598		
63	T	63.3753		
	S	101.453		
64	T	63.6467		
	S	101.020		
65	T	63.3623		
	S	101.474		
66	T	63.3645		
	S	101.470		
67	T	63.1559		
	S	101.805		
68	T	63.3747		
	S	101.454		
69	T	63.2139		
	S	101.712		
70	T	63.2733		
	S	101.616		
71	T	63.3239		
	S	101.535		
72	T	63.4090		
	S	101.399		
73	T	63.6984		
	S	100.938		
74	T	64.0224		
	S	100.427		
75	T	63.8194		
	S	100.747		
76	T	64.3475		
	S	99.920		

Event: Honda Indy Toronto  
 Track: Streets of Toronto  
 Report: Section Data Report  
 Session: Race

Round 10  
 1.786 mile(s)  
 NTT INDYCAR SERIES  
 July 16, 2023



Section Data for Car 6 - Rosenqvist, Felix

Lap	T/SF to I1	I1 to I2	I2 to I3A	I3A to I3	I3 to I4	I4 to I5	I5 to I6A	I6A to I6	I6 to I7A	I7A to I7	I7 to I8	I8 to I9A	I9A to I9	I9 to I10	I10 to SF	
77	T	0.5437	2.2710	3.9985	5.0292	7.8956	8.8481	5.3027	4.4983	4.9114	2.8591	2.7463	2.2591	2.5552	6.5964	3.6557
	S	147.976	129.699	76.733	122.015	163.209	76.519	70.719	82.607	119.944	105.882	56.109	75.452	54.968	89.202	129.996
78	T	0.5443	2.2027	4.0139	5.0465	7.8928	8.7952	5.3617	4.5430	4.9255	2.9250	2.7290	2.2634	2.6318	6.6890	3.6680
	S	147.813	133.720	76.439	121.596	163.267	76.979	69.941	81.794	119.600	103.497	56.464	75.309	53.368	87.967	129.560
79	T	0.5448	2.1834	4.0474	5.0824	7.8443	8.8004	5.2783	4.5698	4.9524	2.9121	2.7374	2.3048	2.5573	6.6523	3.6607
	S	147.677	134.902	75.806	120.738	164.277	76.933	71.046	81.314	118.951	103.955	56.291	73.956	54.923	88.452	129.819
80	T	0.5435	2.1800	4.0695	5.0873	7.8714	8.7787	5.2530	4.5336	4.9611	2.8255	2.7838	2.2849	2.5909	6.7351	3.7102
	S	148.030	135.113	75.395	120.621	163.711	77.124	71.388	81.964	118.742	107.141	55.353	74.600	54.211	87.365	128.087
81	T	0.5478	2.1769	4.0678	5.1146	7.9338	9.2796	5.4231	4.6125	4.9852	2.8776	2.7227	2.2984	2.5801	6.7654	3.6901
	S	146.868	135.305	75.426	119.977	162.424	72.961	69.149	80.562	118.168	105.201	56.595	74.162	54.438	86.973	128.784
82	T	0.5451	2.2103	4.0891	5.0248	7.7472	8.8968	5.4128	4.6058	4.9424	2.8899	2.7398	2.2926	2.5736	6.6585	3.6554
	S	147.596	133.260	75.033	122.122	166.336	76.100	69.280	80.679	119.191	104.754	56.242	74.350	54.575	88.370	130.007
83	T	0.5432	2.1894	4.0236	4.9923	7.7865	8.8071	5.3579	4.6034	4.9523	2.9295	2.7408	2.3223	2.5766	6.7352	3.6590
	S	148.112	134.532	76.255	122.917	165.496	76.875	69.990	80.721	118.953	103.338	56.221	73.399	54.512	87.363	129.879
84	T	0.5439	2.2278	4.1188	6.2552	8.1776	9.3703	5.5104	4.7638	5.0019	2.8772	2.7824	2.3193	2.7602	7.1367	3.7312
	S	147.922	132.214	74.492	98.100	157.581	72.254	68.053	78.003	117.773	105.216	55.381	73.494	50.886	82.448	127.366
85	T	0.5475	2.2622	4.2270	5.1150	7.8311	9.1090	5.3877	4.6834	4.9588	2.8767	2.7308	2.3527	2.5910	6.8486	3.7436
	S	146.949	130.203	72.585	119.968	164.554	74.327	69.603	79.342	118.797	105.234	56.427	72.451	54.209	85.917	126.944
86	T	0.6084	2.9627	4.8278	8.6173	18.0747										
	S	132.240	99.418	63.552	71.210	71.295										

**Event:** Honda Indy Toronto  
**Track:** Streets of Toronto  
**Report:** Section Data Report  
**Session:** Race

**Round 10**  
**1.786 mile(s)**

**NTT INDYCAR SERIES**  
**July 16, 2023**



**Section Data for Car 6 - Rosenqvist, Felix**

Lap	T/SLap	PI to PO	PO to I8	SF to PI
77	T	63.9703		
	S	100.509		
78	T	64.2318		
	S	100.100		
79	T	64.1278		
	S	100.262		
80	T	64.2085		
	S	100.136		
81	T	65.0756		
	S	98.802		
82	T	64.2841		
	S	100.019		
83	T	64.2191		
	S	100.120		
84	T	67.5767		
	S	95.145		
85	T	65.2651		
	S	98.515		
86	T			
	S			

**Event:** Honda Indy Toronto  
**Track:** Streets of Toronto  
**Report:** Section Data Report  
**Session:** Race

**Round 10**  
**1.786 mile(s)**

**NTT INDYCAR SERIES**  
**July 16, 2023**



**Section Data for Car 06 - Castroneves, Helio**

Lap	T/SF to I1	I1 to I2	I2 to I3A	I3A to I3	I3 to I4	I4 to I5	I5 to I6A	I6A to I6	I6 to I7A	I7A to I7	I7 to I8	I8 to I9A	I9A to I9	I9 to I10	I10 to SF	
1	T	0.5666	2.4652	5.2449	5.5182	9.4243	17.8120	8.2968	6.8974	9.0909	4.8416	3.6133	3.9150	4.4530	10.6930	6.4062
	S	141.995	119.481	58.498	111.202	136.735	38.011	45.198	53.874	64.800	62.526	42.645	43.539	31.542	55.028	74.182
2	T	1.1601	5.8278			22.8836	13.5465	7.0935	5.6392	7.3822	5.1787	3.3806	3.3615	3.9583	13.4861	7.7261
	S	69.351	50.541			56.313	49.979	52.865	65.894	79.799	58.456	45.581	50.708	35.484	43.631	61.509
3	T	1.4397	6.2077			19.9994	13.4366	6.7390	5.4587	6.5541	4.0223	3.3435	2.8587	3.1741	9.3713	9.6627
	S	55.883	47.448			64.434	50.388	55.646	68.073	89.881	75.262	46.087	59.627	44.250	62.788	49.182
4	T	1.9297	6.8915			17.6732	12.1971	6.3910	5.0803	5.6509	4.7742	3.4301	3.0107	3.0966	8.5620	9.7435
	S	41.693	42.740			72.915	55.509	58.676	73.143	104.247	63.409	44.923	56.616	45.358	68.723	48.774
5	T	2.3152	7.8031			17.5881	12.5549	6.4126	5.5635	7.3089	4.3843	3.4072	2.9255	3.0747	8.7297	6.8126
	S	34.751	37.747			73.268	53.927	58.479	66.791	80.599	69.048	45.225	58.265	45.681	67.403	69.757
6	T	1.4813	6.2490			18.4462	13.0684	6.6982	5.8319	6.8218	4.1496	3.4912	2.7201	3.0362	8.0886	5.4354
	S	54.313	47.135			69.859	51.808	55.985	63.717	86.354	72.953	44.137	62.665	46.260	72.745	87.432
7	T	1.3785	6.3091			20.5977	12.5557	6.6243	5.5527	6.6785	4.2115	3.3967	3.1270	3.5217	10.0348	5.3712
	S	58.364	46.686			62.562	53.923	56.610	66.921	88.207	71.881	45.365	54.511	39.883	58.637	88.477
8	T	1.0025	5.1972			18.0368	12.1764	6.6064	5.3247	5.8922	3.6912	3.2475	2.5240	2.8899	7.7326	3.9001
	S	80.254	56.674			71.445	55.603	56.763	69.786	99.978	82.013	47.449	67.533	48.602	76.095	121.850
9	T	0.5785	3.4160	5.1493	5.9425	13.9392	9.8786	5.7996	4.9645	8.9344	5.1764	3.1386	3.5119	3.2696	7.5126	3.7533
	S	139.074	86.225	59.584	103.262	92.447	68.537	64.660	74.850	65.935	58.482	49.095	48.536	42.958	78.323	126.616
10	T	0.5510	2.3512	4.4359	5.0319	7.6069	9.5089	5.7170	4.5856	4.8116	3.0725	2.9478	2.3550	2.6318	6.8864	3.6383
	S	146.016	125.275	69.167	121.949	169.404	71.201	65.594	81.034	122.431	98.528	52.273	72.380	53.368	85.445	130.618
11	T	0.5442	2.2154	4.2339	4.9861	7.5638	9.1164	5.6247	4.4610	4.7735	2.8712	2.8410	2.3235	2.5677	6.7944	3.6176
	S	147.840	132.954	72.467	123.069	170.369	74.267	66.670	83.298	123.409	105.436	54.238	73.361	54.701	86.602	131.365
12	T	0.5422	2.2450	4.0338	4.9138	7.6566	8.6522	5.4172	4.4142	4.7263	2.8196	2.7982	2.2417	2.5123	6.7310	3.6053
	S	148.385	131.201	76.062	124.880	168.304	78.251	69.224	84.181	124.641	107.365	55.068	76.038	55.907	87.418	131.814
13	T	0.5409	2.1869	3.9704	4.9546	7.6611	8.4901	5.2921	4.4096	4.7230	2.7861	2.7174	2.2053	2.4449	6.6419	3.6111
	S	148.742	134.686	77.276	123.852	168.205	79.745	70.860	84.269	124.728	108.656	56.705	77.293	57.448	88.590	131.602
14	T	0.5430	2.1431	4.0171	4.9847	7.7088	8.5724	5.3353	4.3609	4.7222	2.7860	2.8217	2.2394	2.4607	6.6471	3.5991
	S	148.167	137.439	76.378	123.104	167.164	78.980	70.287	85.210	124.749	108.660	54.609	76.116	57.079	88.521	132.041
15	T	0.5432	2.1517	3.9424	4.9408	7.6970	8.5333	5.2397	4.4077	4.7360	2.8291	2.7618	2.1780	2.4951	6.6479	3.6090
	S	148.112	136.890	77.825	124.198	167.421	79.342	71.569	84.305	124.386	107.005	55.794	78.262	56.292	88.511	131.678
16	T	0.5437	2.1494	3.9371	4.9227	7.6812	8.5318	5.3342	4.4111	4.7275	2.9085	2.7720	2.2421	2.5135	6.8329	3.6172
	S	147.976	137.036	77.930	124.654	167.765	79.356	70.301	84.240	124.609	104.084	55.588	76.025	55.880	86.114	131.380
17	T	0.5443	2.1786	3.9978	5.0021	7.7270	8.5547	5.1872	4.4450	4.8028	2.8287	2.7852	2.2259	2.5472	6.7063	3.6236
	S	147.813	135.199	76.747	122.676	166.771	79.143	72.293	83.598	122.656	107.020	55.325	76.578	55.141	87.740	131.148
18	T	0.5446	2.1884	4.0348	5.0166	7.7184	8.5282	5.1855	4.5014	4.7599	2.7940	2.8227	2.2048	2.5343	6.7388	3.6386
	S	147.731	134.594	76.043	122.321	166.956	79.389	72.317	82.550	123.761	108.349	54.590	77.311	55.421	87.317	130.607
19	T	0.5471	2.1996	4.0856	5.0018	7.7302	8.5952	5.2071	4.4430	4.7055	2.8641	2.7987	2.2271	2.5256	6.7311	3.6322
	S	147.056	133.909	75.097	122.683	166.702	78.770	72.017	83.635	125.192	105.697	55.058	76.537	55.612	87.416	130.837

**Event:** Honda Indy Toronto  
**Track:** Streets of Toronto  
**Report:** Section Data Report  
**Session:** Race

**Round 10**  
**1.786 mile(s)**

**NTT INDYCAR SERIES**  
**July 16, 2023**



**Section Data for Car 06 - Castroneves, Helio**

Lap	T/SLap	PI to PO	PO to I8	SF to PI
1	T	99.2384	92.3695	
	S	64.789	59.856	
2	T	124.9369		
	S	51.463		
3	T	116.4782		
	S	55.200		
4	T	111.8420		
	S	57.488		
5	T	110.5548		
	S	58.158		
6	T	105.9181		
	S	60.704		
7	T	109.9419		
	S	58.482		
8	T	101.6185		
	S	63.272		
9	T	84.9650		
	S	75.674		
10	T	66.1318		
	S	97.224		
11	T	64.5344		
	S	99.631		
12	T	63.3094		
	S	101.558		
13	T	62.6354		
	S	102.651		
14	T	62.9415		
	S	102.152		
15	T	62.7127		
	S	102.525		
16	T	63.1249		
	S	101.855		
17	T	63.1564		
	S	101.804		
18	T	63.2110		
	S	101.716		
19	T	63.2939		
	S	101.583		

**Event:** Honda Indy Toronto  
**Track:** Streets of Toronto  
**Report:** Section Data Report  
**Session:** Race

**Round 10**  
**1.786 mile(s)**  
**NTT INDYCAR SERIES**  
**July 16, 2023**



**Section Data for Car 06 - Castroneves, Helio**

Lap	T/SF to I1	I1 to I2	I2 to I3A	I3A to I3	I3 to I4	I4 to I5	I5 to I6A	I6A to I6	I6 to I7A	I7A to I7	I7 to I8	I8 to I9A	I9A to I9	I9 to I10	I10 to SF	
20	T	0.5467	2.1686	3.9972	4.9596	7.6786	8.5085	5.1660	4.4681	4.7581	2.7355	2.7130	2.2313	2.5076	6.6595	3.5941
	S	147.164	135.823	76.758	123.727	167.822	79.573	72.590	83.165	123.808	110.666	56.797	76.392	56.012	88.356	132.224
21	T	0.5385	2.1524	4.0011	4.9191	7.7291	8.5176	5.1585	4.3995	4.7482	2.7625	2.7044	2.2133	2.4951	6.6259	3.5698
	S	149.405	136.845	76.683	124.746	166.725	79.488	72.696	84.462	124.066	109.585	56.978	77.014	56.292	88.804	133.124
22	T	0.5382	2.1242	4.0052	4.9057	7.6926	8.4756	5.1929	4.4426	4.7272	2.7377	2.7662	2.2053	2.4485	6.6484	3.5816
	S	149.488	138.662	76.605	125.086	167.516	79.882	72.214	83.643	124.617	110.577	55.705	77.293	57.364	88.504	132.686
23	T	0.5406	2.1434	3.9625	4.9530	7.7033	8.5518	5.1722	4.4628	4.7462	2.7457	2.7005	2.1940	2.4764	6.6412	3.6057
	S	148.825	137.420	77.430	123.892	167.284	79.170	72.503	83.264	124.118	110.255	57.060	77.691	56.717	88.600	131.799
24	T	0.5448	2.1221	3.9509	4.8976	7.6844	8.5446	5.2032	4.4204	4.7650	2.7052	2.6900	2.1839	2.4755	6.5649	3.6025
	S	147.677	138.799	77.658	125.293	167.695	79.237	72.071	84.063	123.629	111.906	57.283	78.051	56.738	89.630	131.916
25	T	0.5428	2.1736	4.0264	4.9422	7.6886	9.0351	5.3830	4.5265	4.7871	2.7832	2.8814	2.2400	2.4775	6.8260	3.5973
	S	148.221	135.510	76.202	124.163	167.604	74.935	69.664	82.092	123.058	108.770	53.478	76.096	56.692	86.201	132.107
26	T	0.5391	2.1592	3.9884	4.9892	7.7083	8.5880	5.2201	4.4334	4.8177	2.7881	2.7825	2.1954	2.5263	6.7042	3.6238
	S	149.239	136.414	76.928	122.993	167.175	78.836	71.838	83.816	122.276	108.578	55.379	77.642	55.597	87.767	131.141
27	T	0.5435	2.1182	3.9671	4.9605	7.7133	8.5178	5.2050	4.4573	4.7730	2.7001	2.7664	2.1905	2.4394	6.6802	3.5691
	S	148.030	139.055	77.341	123.705	167.067	79.486	72.046	83.367	123.422	112.117	55.701	77.815	57.577	88.083	133.150
28	T	0.5373	2.1091	3.9426	4.9264	7.6512	8.6455	5.2496	4.4669	4.8318	2.7609	2.7606	2.2394	2.5149	6.7296	3.6115
	S	149.739	139.655	77.821	124.561	168.423	78.312	71.434	83.188	121.920	109.648	55.818	76.116	55.849	87.436	131.587
29	T	0.5417	2.1246	4.0186	4.9899	7.6959	8.6162	5.2389	4.4918	4.8351	2.7847	2.7211	2.2628	2.4898	6.7575	3.6293
	S	148.522	138.636	76.350	122.976	167.445	78.578	71.580	82.727	121.836	108.711	56.628	75.329	56.412	87.075	130.942
30	T	0.5441	2.1710	3.9904	5.0206	7.7258	8.7204	5.2492	4.5264	4.8969	2.7794	2.7581	2.2505	2.4955	6.7762	3.6280
	S	147.867	135.673	76.889	122.224	166.796	77.639	71.439	82.094	120.299	108.918	55.868	75.741	56.283	86.835	130.989
31	T	0.5448	2.1979	4.1173	5.0696	7.7415	9.1959	5.4258	4.7330	4.9112	2.8250	2.7904	2.2670	2.5559	6.7900	3.6392
	S	147.677	134.012	74.519	121.042	166.458	73.625	69.114	78.511	119.948	107.160	55.222	75.189	54.953	86.658	130.586
32	T	0.5450	2.1659	4.1071	5.0751	7.7287	8.8963	5.3025	4.6101	4.8710	2.7779	2.7382	2.2520	2.5155	6.7893	3.6361
	S	147.623	135.992	74.704	120.911	166.734	76.104	70.721	80.604	120.938	108.977	56.275	75.690	55.836	86.667	130.697
33	T	0.5441	2.1689	4.0952	5.0861	7.7420	8.8806	5.3052	4.6327	4.8897	2.8061	2.7390	2.2386	2.5679	6.7920	3.6554
	S	147.867	135.804	74.921	120.650	166.447	76.239	70.685	80.210	120.476	107.882	56.258	76.143	54.696	86.633	130.007
34	T	0.5463	2.1507	4.1125	5.0905	7.7182	8.9131	5.2610	4.5968	4.9650	2.8510	2.7654	2.2944	2.5608	6.8635	3.6415
	S	147.272	136.953	74.606	120.545	166.961	75.961	71.279	80.837	118.649	106.183	55.721	74.292	54.848	85.730	130.503
35	T	0.5428	2.1697	4.1449	5.1628	7.7550	8.9438	5.2886	4.6734	5.0247	3.0922	3.1638	2.3464	2.6585	7.0417	3.6629
	S	148.221	135.754	74.023	118.857	166.168	75.700	70.907	79.512	117.239	97.900	48.704	72.645	52.832	83.561	129.741
36	T	0.5373	2.2025	4.2100	5.1199	7.6975	9.2620	5.3571	4.7703	4.9644	2.8393	2.7807				
	S	149.739	133.732	72.878	119.853	167.410	73.099	70.001	77.897	118.663	106.620	55.414				
37	T	0.6052	2.4450	4.3821	5.1253	7.6009	8.7161	5.3133	4.5238	4.8790	2.8550	2.7520	2.2623	2.5433	6.7548	3.5830
	S	132.939	120.468	70.016	119.727	169.537	77.678	70.578	82.141	120.740	106.034	55.992	75.346	55.225	87.110	132.634
38	T	0.5371	2.1311	4.0222	4.9233	7.5990	8.5949	5.2821	4.4496	4.8355	2.7873	2.7063	2.2235	2.4952	6.6725	3.6322
	S	149.794	138.213	76.281	124.639	169.580	78.773	70.994	83.511	121.826	108.610	56.938	76.660	56.290	88.184	130.837

**Event:** Honda Indy Toronto  
**Track:** Streets of Toronto  
**Report:** Section Data Report  
**Session:** Race

**Round 10**  
**1.786 mile(s)**

**NTT INDYCAR SERIES**  
**July 16, 2023**



**Section Data for Car 06 - Castroneves, Helio**

Lap	T/Slap	PI to PO	PO to I8	SF to PI	
20	T	62.6924			
	S	102.558			
21	T	62.5350			
	S	102.816			
22	T	62.4919			
	S	102.887			
23	T	62.5993			
	S	102.710			
24	T	62.3550			
	S	103.113			
25	T	63.9107			
	S	100.603			
26	T	63.0637			
	S	101.954			
27	T	62.6014			
	S	102.707			
28	T	62.9773			
	S	102.094			
29	T	63.1979			
	S	101.738			
30	T	63.5325			
	S	101.202			
31	T	64.8045			
	S	99.215			
32	T	64.0107			
	S	100.446			
33	T	64.1435			
	S	100.238			
34	T	64.3307			
	S	99.946			
35	T	65.6712			
	S	97.906			
36	T	86.8857	28.4157	54.8167	52.8510
	S	74.001	24.402	100.861	99.516
37	T	64.3411			
	S	99.930			
38	T	62.8918			
	S	102.233			

Event: Honda Indy Toronto  
 Track: Streets of Toronto  
 Report: Section Data Report  
 Session: Race

Round 10  
 1.786 mile(s)  
 NTT INDYCAR SERIES  
 July 16, 2023



Section Data for Car 06 - Castroneves, Helio

Lap	T/SF to I1	I1 to I2	I2 to I3A	I3A to I3	I3 to I4	I4 to I5	I5 to I6A	I6A to I6	I6 to I7A	I7A to I7	I7 to I8	I8 to I9A	I9A to I9	I9 to I10	I10 to SF	
39	T	0.5472	2.1680	3.9959	5.0491	7.8126	8.6538	5.2086	4.4451	4.8042	2.8381	2.7244	2.1761	2.4815	6.6302	3.6307
	S	147.030	135.860	76.783	121.534	164.943	78.237	71.996	83.596	122.620	106.665	56.560	78.330	56.601	88.747	130.891
40	T	0.5477	2.1780	4.0078	5.0611	7.7784	8.6304	5.2257	4.4117	4.7828	2.6876	2.9355	2.2987	2.4763	6.7475	3.6392
	S	146.895	135.237	76.555	121.246	165.669	78.449	71.761	84.229	123.169	112.639	52.492	74.153	56.720	87.204	130.586
41	T	0.5467	2.1434	4.0532	5.0290	7.7370	8.5879	5.1451	4.4615	4.7763	2.7503	2.7857	2.3101	3.0845	8.3561	4.1981
	S	147.164	137.420	75.698	122.020	166.555	78.837	72.885	83.288	123.336	110.071	55.315	73.787	45.536	70.417	113.201
42	T	0.6491	2.8168	4.6986	6.2516	9.2935	10.2030	6.2150	5.0436	5.8838	3.6192	3.1272	2.6962	4.0928	9.3669	4.1695
	S	123.948	104.567	65.300	98.157	138.660	66.357	60.338	73.676	100.121	83.645	49.274	63.220	34.317	62.818	113.977
43	T	0.6702	2.9279	4.7239	6.1493	9.5596	10.3920	6.1665	5.2345	6.2258	4.3041	3.9255	4.7841	5.4165	14.5217	7.2452
	S	120.046	100.600	64.950	99.790	134.800	65.151	60.812	70.989	94.621	70.335	39.254	35.629	25.931	40.519	65.592
44	T	1.3010	5.5561	5.8565	8.1250	16.9515	14.9297	6.7859	5.5125	5.7333	3.4733	3.0136	2.5050	3.0544	7.8612	5.7802
	S	61.841	53.013	52.389	75.524	76.019	45.349	55.262	67.409	102.749	87.158	51.132	68.046	45.984	74.850	82.216
45	T	1.2328	4.8950	5.4528	8.2519	16.8097	9.9963	5.7038	4.9794	7.0959	4.7035	3.1732	2.6514	3.7979		
	S	65.262	60.173	56.268	74.363	76.660	67.730	65.746	74.626	83.018	64.362	48.560	64.289	36.982		
46	T	2.5133	10.1657													
	S	32.012	28.974													

**Event:** Honda Indy Toronto  
**Track:** Streets of Toronto  
**Report:** Section Data Report  
**Session:** Race

**Round 10**  
**1.786 mile(s)**

**NTT INDYCAR SERIES**  
**July 16, 2023**



**Section Data for Car 06 - Castroneves, Helio**

Lap	T/SLap	PI to PO	PO to I8	SF to PI
39	T	63.1655		
	S	101.790		
40	T	63.4084		
	S	101.400		
41	T	65.9649		
	S	97.470		
42	T	78.1268		
	S	82.297		
43	T	92.2468		
	S	69.700		
44	T	96.4392		
	S	66.670		
45	T	419.1563		
	S	15.339		
46	T			
	S			

Event: **Honda Indy Toronto**  
Track: **Streets of Toronto**  
Report: **Section Data Report**  
Session: **Race**

**Round 10**  
**1.786 mile(s)**  
**NTT INDYCAR SERIES**  
**July 16, 2023**



**Section Data for Car 7 - Rossi, Alexander**

Lap	T/SF to I1	I1 to I2	I2 to I3A	I3A to I3	I3 to I4	I4 to I5	I5 to I6A	I6A to I6	I6 to I7A	I7A to I7	I7 to I8	I8 to I9A	I9A to I9	I9 to I10	I10 to SF	
1	T	0.5766	2.5797	5.4060	106.4473	19.2335	13.6287	8.9521	6.5680	8.6127	5.7649	4.1719	3.5393	5.0842	10.9744	5.8493
	S	139.533	114.178	56.755	5.765	67.000	49.678	41.890	56.576	68.398	52.512	36.935	48.161	27.626	53.617	81.245
2	T	1.1700	5.4728			14.5871	11.7829	8.2161	6.5018	9.4841	5.1711	3.6143	3.6500	3.6452	11.1241	7.4660
	S	68.765	53.820			88.341	57.460	45.642	57.152	62.114	58.542	42.634	46.700	38.531	52.895	63.652
3	T	0.9512	5.4659			13.0480	11.5449	7.5719	7.0801	10.1033	5.6941	3.9019	2.7890	3.2352	11.0273	7.0917
	S	84.582	53.888			98.761	58.645	49.525	52.484	58.307	53.165	39.491	61.117	43.414	53.359	67.012
4	T	1.3306	4.6897			13.6841	10.9181	6.8330	6.8684	9.8128	5.5025	3.5979	3.5752	3.5832	9.8786	6.4517
	S	60.465	62.807			94.170	62.011	54.881	54.102	60.033	55.016	42.828	47.677	39.198	59.564	73.659
5	T	1.0411	5.6207			13.9603	10.9206	6.5067	7.0019	7.9402	4.7139	3.9948				
	S	77.278	52.404			92.307	61.997	57.633	53.070	74.191	64.220	38.573				
6	T	0.6678	3.0554			14.4501	12.4534	6.7052	6.1011	6.4710	4.5408	3.3010	2.6941	3.0931	9.1738	7.7611
	S	120.477	96.402			89.178	54.366	55.927	60.906	91.036	66.668	46.680	63.270	45.409	64.140	61.232
7	T	1.3844	5.5435			19.4523	11.4646	6.2849	5.4069	5.5148	4.6182	3.1195	2.5086	2.8947	7.6441	4.0130
	S	58.115	53.133			66.246	59.055	59.667	68.725	106.820	65.551	49.396	67.948	48.521	76.976	118.422
8	T	0.5873	2.5020	4.3624	5.4766	15.1764	10.1208	5.7586	4.7563	6.0584	4.7937	2.9883	2.9386	3.0471	7.4498	3.7605
	S	136.991	117.724	70.332	112.047	84.911	66.896	65.120	78.126	97.235	63.151	51.565	58.005	46.094	78.983	126.373
9	T	0.5456	2.3405	4.4370	5.0992	7.7301	9.9366	5.6222	4.5931	4.7859	3.0740	3.0554	2.3203	2.7061	6.9488	3.6642
	S	147.461	125.847	69.150	120.340	166.704	68.137	66.700	80.902	123.089	98.480	50.432	73.462	51.903	84.678	129.695
10	T	0.5425	2.2812	4.1499	5.0703	7.7825	8.6817	5.4022	4.3499	4.7852	2.7998	2.7395	2.2502	2.5443	6.7350	3.6769
	S	148.303	129.119	73.934	121.026	165.581	77.985	69.416	85.425	123.107	108.125	56.248	75.751	55.204	87.366	129.247
11	T	0.5451	2.1794	3.9418	5.0033	7.7559	8.6384	5.3434	4.3553	4.8053	2.8858	2.7012	2.2647	2.5580	6.6418	3.6231
	S	147.596	135.150	77.837	122.646	166.149	78.376	70.180	85.319	122.592	104.902	57.045	75.266	54.908	88.592	131.166
12	T	0.5425	2.1984	4.0357	5.0237	7.7196	8.5561	5.2785	4.3789	4.7944	2.9077	2.7202	2.2662	2.5875	6.6964	3.6436
	S	148.303	133.982	76.026	122.148	166.930	79.130	71.043	84.859	122.871	104.112	56.647	75.216	54.282	87.869	130.428
13	T	0.5413	2.2068	3.9969	5.0412	7.7306	8.4925	5.3138	4.3496	4.7843	2.9078	2.6663	2.2652	2.6333	6.7336	3.6484
	S	148.632	133.472	76.764	121.724	166.693	79.723	70.571	85.431	123.130	104.109	57.792	75.249	53.338	87.384	130.256
14	T	0.5430	2.2000	3.9334	5.0002	7.7416	8.5414	5.2562	4.3914	4.8121	2.9022	2.6777	2.2446	2.6216	6.7256	3.6436
	S	148.167	133.884	78.003	122.722	166.456	79.266	71.344	84.618	122.419	104.310	57.546	75.940	53.576	87.488	130.428
15	T	0.5438	2.2425	4.0011	4.9476	7.7576	9.0316	5.3613	4.4434	4.8628	2.8578	2.6754	2.2580	2.5995	6.7352	3.6702
	S	147.949	131.347	76.683	124.027	166.113	74.964	69.946	83.628	121.142	105.930	57.595	75.489	54.031	87.363	129.483
16	T	0.5461	2.1848	3.9829	5.0469	7.7614	8.6178	5.3643	4.5467	4.9064	2.8872	2.7039	2.2274	2.6468	6.6883	3.6545
	S	147.326	134.816	77.034	121.587	166.031	78.564	69.907	81.728	120.066	104.852	56.988	76.526	53.066	87.976	130.039
17	T	0.5451	2.1711	3.8994	5.0737	7.8008	8.6434	5.2428	4.4077	4.8243	2.7657	2.6231	2.2387	2.5649	6.5963	3.6478
	S	147.596	135.666	78.683	120.945	165.193	78.331	71.527	84.305	122.109	109.458	58.744	76.140	54.760	89.203	130.278
18	T	0.5441	2.1431	3.9221	5.1038	7.6480	9.0086	6.1865	4.6204	4.8700	2.8355	2.6827	2.2882	2.5892	6.7090	3.6521
	S	147.867	137.439	78.228	120.231	168.493	75.155	60.616	80.424	120.963	106.763	57.439	74.493	54.246	87.704	130.124
19	T	0.5418	2.1935	4.0006	5.0529	7.7316	8.5305	5.2514	4.4597	4.8262	2.7437	2.6140	2.2403	2.5188	6.6177	3.6221
	S	148.495	134.281	76.693	121.442	166.671	79.368	71.410	83.322	122.061	110.335	58.948	76.086	55.762	88.914	131.202

**Event:** Honda Indy Toronto  
**Track:** Streets of Toronto  
**Report:** Section Data Report  
**Session:** Race

**Round 10**  
**1.786 mile(s)**

**NTT INDYCAR SERIES**  
**July 16, 2023**



**Section Data for Car 7 - Rossi, Alexander**

Lap	T/Slap	PI to PO	PO to I8	SF to PI
1	T	207.3886		93.9152
	S	31.003		58.871
2	T	116.0526		
	S	55.402		
3	T	110.4000		
	S	58.239		
4	T	108.9191		
	S	59.031		
5	T	146.4283	52.6053	78.7276
	S	43.910	13.181	70.228
6	T	95.5285		
	S	67.306		
7	T	101.6742		
	S	63.237		
8	T	79.7768		
	S	80.595		
9	T	66.8590		
	S	96.167		
10	T	63.7911		
	S	100.791		
11	T	63.2425		
	S	101.666		
12	T	63.3494		
	S	101.494		
13	T	63.3116		
	S	101.555		
14	T	63.2346		
	S	101.679		
15	T	63.9878		
	S	100.482		
16	T	63.7654		
	S	100.832		
17	T	63.0448		
	S	101.985		
18	T	64.8033		
	S	99.217		
19	T	62.9448		
	S	102.147		

Event: Honda Indy Toronto  
Track: Streets of Toronto  
Report: Section Data Report  
Session: Race

Round 10  
1.786 mile(s)  
NTT INDYCAR SERIES  
July 16, 2023



Section Data for Car 7 - Rossi, Alexander

Lap	T/SF to I1	I1 to I2	I2 to I3A	I3A to I3	I3 to I4	I4 to I5	I5 to I6A	I6A to I6	I6 to I7A	I7A to I7	I7 to I8	I8 to I9A	I9A to I9	I9 to I10	I10 to SF	
20	T	0.5402	2.1819	3.9744	5.0494	7.7331	8.4747	5.1731	4.4162	4.7990	2.7376	2.6132	2.2106	2.4940	6.5274	3.6104
	S	148.935	134.995	77.199	121.527	166.639	79.890	72.490	84.143	122.753	110.581	58.966	77.108	56.317	90.144	131.627
21	T	0.5389	2.1490	3.8924	4.9968	7.7236	8.4712	5.1993	4.4078	4.8098	2.7554	2.6319	2.2047	2.5130	6.6262	3.6171
	S	149.294	137.062	78.825	122.806	166.844	79.923	72.125	84.303	122.477	109.867	58.547	77.314	55.891	88.800	131.384
22	T	0.5380	2.1281	3.8889	4.9981	7.7162	8.6843	5.7953	4.8613	4.8909	2.8212	2.6760	2.2399	2.5349	6.6150	3.5884
	S	149.544	138.408	78.896	122.774	167.004	77.962	64.708	76.439	120.446	107.304	57.583	76.099	55.408	88.951	132.434
23	T	0.5357	2.1921	3.9242	5.0431	7.7311	8.4987	5.2355	4.4208	4.8568	2.7372	2.6157	2.1897	2.4940	6.5405	3.6370
	S	150.186	134.367	78.186	121.678	166.682	79.665	71.626	84.055	121.292	110.597	58.910	77.844	56.317	89.964	130.665
24	T	0.5427	2.1342	3.9335	5.0511	7.5973	8.9060	5.3170	4.4739	4.8587	2.7881	2.6055	2.2399	2.4962	6.6174	3.6568
	S	148.249	138.012	78.001	121.486	169.618	76.021	70.528	83.057	121.245	108.578	59.141	76.099	56.267	88.918	129.957
25	T	0.5434	2.1626	3.9429	5.0609	7.7661	8.6586	5.6896	5.1378	4.9355	2.8840	2.6521	2.2297	2.5108	6.6138	3.6434
	S	148.058	136.200	77.815	121.250	165.931	78.193	65.910	72.325	119.358	104.968	58.101	76.447	55.940	88.967	130.435
26	T	0.5428	2.1651	3.9181	5.1082	7.7974	8.5735	5.2136	4.4070	4.8553	2.7601	2.6359	2.2438	2.4841	6.6553	3.6561
	S	148.221	136.042	78.308	120.128	165.265	78.970	71.927	84.318	121.329	109.680	58.459	75.967	56.541	88.412	129.982
27	T	0.5450	2.1444	3.9491	5.1049	8.1087	9.2251	5.2407	4.5155	4.8827	2.7989	2.6386	2.2374	2.5169	6.6130	3.6337
	S	147.623	137.356	77.693	120.205	158.920	73.392	71.555	82.292	120.649	108.159	58.399	76.184	55.805	88.978	130.783
28	T	0.5431	2.1548	3.9380	5.0509	7.7517	8.7921	5.2254	4.4463	4.8362	2.7366	2.6174	2.2143	2.4790	6.5288	3.6168
	S	148.139	136.693	77.912	121.490	166.239	77.006	71.765	83.573	121.809	110.622	58.872	76.979	56.658	90.125	131.394
29	T	0.5410	2.1694	3.9120	5.0041	7.7693	8.5923	5.1769	4.4266	4.8890	2.7126	2.9370	2.3276	2.5334	6.6295	3.6362
	S	148.715	135.773	78.430	122.627	165.863	78.797	72.437	83.945	120.493	111.600	52.465	73.232	55.441	88.756	130.693
30	T	0.5424	2.1693	3.9394	5.0657	7.8098	9.0917	5.3525	4.5230	4.8896	2.8130	2.7415	2.3201	2.5809	6.6309	3.6270
	S	148.331	135.779	77.884	121.136	165.002	74.469	70.061	82.156	120.478	107.617	56.207	73.469	54.421	88.737	131.025
31	T	0.5428	2.1849	4.0419	5.0841	7.7641	8.7455	5.2344	4.4818	4.8632	2.7652	2.6946	2.2516	2.5260	6.5568	3.6142
	S	148.221	134.810	75.909	120.697	165.974	77.416	71.641	82.911	121.132	109.478	57.185	75.704	55.604	89.740	131.489
32	T	0.5404	2.1771	3.9954	5.0725	7.7712	8.7855	5.2000	4.4796	4.8386	2.7013	2.6838	2.2710	2.5373	6.6018	3.6266
	S	148.880	135.293	76.793	120.973	165.822	77.064	72.115	82.952	121.748	112.067	57.415	75.057	55.356	89.129	131.039
33	T	0.5393	2.2143	4.0252	5.0855	7.7460	8.7484	5.2555	4.5245	4.9152	2.8471	2.7381	2.2848	2.5532	6.6563	3.6306
	S	149.183	133.020	76.224	120.664	166.362	77.391	71.354	82.129	119.851	106.328	56.277	74.604	55.011	88.399	130.895
34	T	0.5409	2.1977	4.0530	5.0708	7.7708	8.7856	5.2720	4.5403	4.9213	2.8456	2.6998	2.2765	2.5068	6.6607	3.6591
	S	148.742	134.024	75.702	121.014	165.831	77.063	71.131	81.843	119.702	106.384	57.075	74.876	56.029	88.340	129.875
35	T	0.5443	2.2117	4.0710	5.1115	7.8731	9.3448	5.4540	4.6806	4.9397	2.9142	2.7884	2.3137	2.5891	6.7436	3.6401
	S	147.813	133.176	75.367	120.050	163.676	72.452	68.757	79.390	119.256	103.880	55.261	73.672	54.248	87.254	130.553
36	T	0.5403	2.1917	4.0740	5.0571	7.7415	9.2049	5.4632	4.6770	5.0180	2.8429	2.7418	2.3088	2.5696	6.7444	3.6670
	S	148.907	134.391	75.311	121.342	166.458	73.553	68.641	79.451	117.396	106.485	56.201	73.828	54.660	87.244	129.596
37	T	0.5412	2.1812	4.1173	5.1572	7.6110	9.0233	5.4394	4.7178	5.0164	2.8946	2.7155				
	S	148.660	135.038	74.519	118.986	169.312	75.033	68.941	78.764	117.433	104.583	56.745				
38	T	0.6256	2.5793	4.4339	5.2003	7.7281	8.7695	5.2894	4.5344	4.8264	2.7305	2.6798	2.2762	2.5178	6.6945	3.6975
	S	128.604	114.196	69.198	118.000	166.747	77.205	70.897	81.949	122.056	110.869	57.501	74.886	55.785	87.894	128.527

Event: Honda Indy Toronto  
 Track: Streets of Toronto  
 Report: Section Data Report  
 Session: Race

Round 10  
 1.786 mile(s)  
 NTT INDYCAR SERIES  
 July 16, 2023



Section Data for Car 7 - Rossi, Alexander

Lap	T/Slap	PI to PO	PO to I8	SF to PI
20	T	62.5352		
	S	102.816		
21	T	62.5371		
	S	102.813		
22	T	63.9765		
	S	100.499		
23	T	62.6521		
	S	102.624		
24	T	63.2183		
	S	101.705		
25	T	64.4312		
	S	99.790		
26	T	63.0163		
	S	102.031		
27	T	64.1546		
	S	100.220		
28	T	62.9314		
	S	102.168		
29	T	63.2569		
	S	101.643		
30	T	64.0968		
	S	100.311		
31	T	63.3511		
	S	101.492		
32	T	63.2821		
	S	101.602		
33	T	63.7640		
	S	100.834		
34	T	63.8009		
	S	100.776		
35	T	65.2198		
	S	98.584		
36	T	64.8422		
	S	99.158		
37	T	86.7928	28.3777	55.2249
	S	74.080	24.435	100.115
38	T	64.5832		
	S	99.555		

**Event:** Honda Indy Toronto  
**Track:** Streets of Toronto  
**Report:** Section Data Report  
**Session:** Race

**Round 10**  
**1.786 mile(s)**

**NTT INDYCAR SERIES**  
**July 16, 2023**



**Section Data for Car 7 - Rossi, Alexander**

Lap	T/SF to I1	I1 to I2	I2 to I3A	I3A to I3	I3 to I4	I4 to I5	I5 to I6A	I6A to I6	I6 to I7A	I7A to I7	I7 to I8	I8 to I9A	I9A to I9	I9 to I10	I10 to SF	
39	T	0.5502	2.2009	4.0116	5.1123	7.8501	8.5713	5.1571	4.4357	4.8407	2.7319	2.6514	2.2584	2.4840	6.6230	3.6505
	S	146.228	133.830	76.483	120.031	164.155	78.990	72.715	83.773	121.695	110.812	58.117	75.476	56.544	88.843	130.181
40	T	0.5466	2.1561	3.9502	5.1160	7.8448	8.6003	5.1953	4.4521	4.8664	3.0569	2.8779	2.6524	3.1037	8.1733	4.1243
	S	147.191	136.610	77.672	119.945	164.266	78.723	72.181	83.464	121.053	99.031	53.543	64.264	45.254	71.992	115.226
41	T	0.6013	2.6372	4.4854	5.6169	8.4692	9.6900	5.6181	4.6280	5.1592	3.1380	2.8568	2.4724	3.2772	8.6072	4.0778
	S	133.801	111.689	68.404	109.248	152.156	69.871	66.749	80.292	114.183	96.471	53.938	68.943	42.858	68.362	116.540
42	T	0.6015	2.7521	4.5538	5.5825	9.8145	10.6789	6.2222	4.9208	5.7447	3.9032	3.9384	4.9236	5.3109	14.2636	6.9553
	S	133.757	107.026	67.376	109.921	131.299	63.400	60.268	75.514	102.545	77.559	39.125	34.620	26.446	41.252	68.326
43	T	1.1911	5.7766	6.0660	7.7749	16.9347	14.7314	6.8242	5.2777	6.1814	3.5694	2.9514	2.5141	2.9385	7.5046	5.8161
	S	67.546	50.989	50.580	78.925	76.094	45.959	54.951	70.408	95.301	84.812	52.209	67.799	47.798	78.406	81.709
44	T	1.2254	4.5538	5.2387	8.6896	16.7243	9.9949	5.9319	4.7833	6.6471	4.8444	3.0168	2.6521	3.2064	7.9363	3.8799
	S	65.656	64.681	58.568	70.617	77.052	67.739	63.218	77.685	88.624	62.490	51.078	64.272	43.804	74.141	122.484
45	T	0.5622	2.6249	4.9204	8.0565	15.7623	11.4275	6.1897	5.0210	5.3721	3.4814	3.0539	2.6123	3.1277	9.9607	6.9894
	S	143.107	112.212	62.356	76.167	81.754	59.247	60.585	74.007	109.657	86.956	50.457	65.251	44.907	59.073	67.993
46	T	1.1893	3.1965	4.6833	7.5906	18.9986	10.3060	6.1136	7.3679	11.4695	6.8528	3.4386	2.8207	3.9872	15.3409	7.7665
	S	67.649	92.146	65.513	80.842	67.828	65.694	61.339	50.434	51.362	44.176	44.812	60.430	35.226	38.356	61.189
47	T	1.2966	3.6348	5.1346	6.6091	14.5634	10.3831	6.1591	5.0608	9.0708	4.7685	3.2409	2.7908	4.2515	12.8882	8.2736
	S	62.050	81.035	59.755	92.847	88.485	65.206	60.886	73.425	64.944	63.485	47.546	61.077	33.036	45.655	57.439
48	T	1.9409	4.3363	5.1916	6.4634	13.1088	10.6577	6.4475	8.0652	7.1265	5.3812	3.3319	2.6371	3.0141	7.7776	6.4438
	S	41.452	67.926	59.099	94.940	98.303	63.526	58.162	46.073	82.662	56.256	46.247	64.637	46.599	75.654	73.750
49	T	1.1516	4.3718	5.5524	7.8206	12.5877	10.7349	7.2991	7.6738	7.7761	5.8871	4.3957	3.2583	3.0619	9.9597	5.4470
	S	69.863	67.374	55.259	78.464	102.373	63.070	51.376	48.423	75.757	51.422	35.055	52.314	45.872	59.079	87.246
50	T	1.5094	3.8710	5.0829	7.9372	13.5479	10.6875	6.4964	6.5391	8.6220	5.7636	3.4598	3.3957	4.0904	9.1509	3.8743
	S	53.302	76.090	60.363	77.311	95.117	63.349	57.724	56.826	68.324	52.524	44.538	50.197	34.338	64.301	122.661
51	T	0.5582	2.4404	4.4892	5.2190	7.8210	9.3900	5.5328	4.6359	4.8854	3.0047	2.9232	2.3854	2.7529	7.0706	3.6626
	S	144.132	120.696	68.346	117.577	164.766	72.103	67.778	80.155	120.582	100.751	52.713	71.457	51.021	83.219	129.751
52	T	0.5377	2.2327	4.3146	5.0548	7.6044	9.0511	5.4599	4.5944	4.8997	2.9155	2.8080	2.3447	2.6542	6.7813	3.6776
	S	149.627	131.923	71.112	121.397	169.459	74.803	68.683	80.879	120.230	103.834	54.876	72.698	52.918	86.769	129.222
53	T	0.5435	2.2162	4.2593	5.0303	7.5781	9.0601	5.5230	4.4891	4.8044	2.8345	2.7513	2.2903	2.5415	6.6609	3.6471
	S	148.030	132.906	72.035	121.988	170.047	74.728	67.898	82.776	122.615	106.801	56.007	74.425	55.264	88.338	130.303
54	T	0.5422	2.2168	4.0167	5.0181	7.6912	8.8737	5.3594	4.4741	4.7759	2.7694	2.6925	2.2524	2.4999	6.6250	3.6392
	S	148.385	132.870	76.386	122.285	167.547	76.298	69.971	83.054	123.347	109.312	57.230	75.677	56.184	88.816	130.586
55	T	0.5416	2.2065	3.9775	4.9419	7.6816	8.6470	5.2793	4.4506	4.8084	2.7995	2.6724	2.2541	2.4754	6.6487	3.6538
	S	148.550	133.490	77.138	124.170	167.756	78.298	71.032	83.492	122.513	108.136	57.660	75.620	56.740	88.500	130.064
56	T	0.5424	2.2005	3.9585	5.0338	7.7230	8.6035	5.2409	4.4421	4.8386	2.7417	2.6513	2.2592	2.4904	6.5532	3.5661
	S	148.331	133.854	77.509	121.903	166.857	78.694	71.553	83.652	121.748	110.416	58.119	75.449	56.398	89.790	133.262
57	T	0.5332	2.1702	3.9949	4.9488	7.5896	8.8100	5.5380	4.5680	4.8824	2.8790	2.7075	2.3469	2.6880	6.7172	3.5858
	S	150.890	135.723	76.802	123.997	169.790	76.850	67.714	81.347	120.656	105.150	56.913	72.630	52.252	87.597	132.530

**Event:** Honda Indy Toronto  
**Track:** Streets of Toronto  
**Report:** Section Data Report  
**Session:** Race

**Round 10**  
**1.786 mile(s)**

**NTT INDYCAR SERIES**  
**July 16, 2023**



**Section Data for Car 7 - Rossi, Alexander**

Lap	T/Slap	PI to PO	PO to I8	SF to PI
39	T	63.1291		
	S	101.848		
40	T	66.7163		
	S	96.372		
41	T	71.3347		
	S	90.133		
42	T	90.1660		
	S	71.308		
43	T	96.0521		
	S	66.939		
44	T	89.3249		
	S	71.980		
45	T	89.1620		
	S	72.111		
46	T	111.1220		
	S	57.861		
47	T	98.1258		
	S	65.524		
48	T	91.9236		
	S	69.945		
49	T	96.9777		
	S	66.300		
50	T	94.0281		
	S	68.380		
51	T	66.7713		
	S	96.293		
52	T	64.9306		
	S	99.023		
53	T	64.2296		
	S	100.103		
54	T	63.4465		
	S	101.339		
55	T	63.0383		
	S	101.995		
56	T	62.8452		
	S	102.309		
57	T	63.9595		
	S	100.526		

Event: Honda Indy Toronto  
Track: Streets of Toronto  
Report: Section Data Report  
Session: Race

Round 10  
1.786 mile(s)  
NTT INDYCAR SERIES  
July 16, 2023



Section Data for Car 7 - Rossi, Alexander

Lap	T/SF to I1	I1 to I2	I2 to I3A	I3A to I3	I3 to I4	I4 to I5	I5 to I6A	I6A to I6	I6 to I7A	I7A to I7	I7 to I8	I8 to I9A	I9A to I9	I9 to I10	I10 to SF	
58	T	0.5348	2.2017	4.0328	4.9449	7.5112	9.0126	5.4008	4.5723	4.9044	2.9054	2.6976	2.2728	2.5622	6.5810	3.6417
	S	150.439	133.781	76.081	124.095	171.562	75.122	69.434	81.270	120.115	104.195	57.121	74.998	54.818	89.410	130.496
59	T	0.5445	2.1512	3.9478	4.9624	7.7354	8.5987	5.1835	4.4122	4.8215	2.7297	2.5791	2.2344	2.4627	6.4851	3.6125
	S	147.759	136.921	77.719	123.657	166.589	78.738	72.345	84.219	122.180	110.901	59.746	76.286	57.033	90.732	131.551
60	T	0.5421	2.1508	3.9112	5.0333	7.7642	8.5092	5.1957	4.4133	4.8194	2.7498	2.6071	2.2338	2.5066	6.5363	3.6324
	S	148.413	136.947	78.446	121.915	165.972	79.566	72.175	84.198	122.233	110.091	59.104	76.307	56.034	90.022	130.830
61	T	0.5434	2.1509	3.9596	5.0396	7.7671	8.5679	5.1466	4.4143	4.8092	2.7239	2.5979	2.2297	2.4843	6.5431	3.6423
	S	148.058	136.941	77.487	121.763	165.910	79.021	72.864	84.179	122.492	111.137	59.314	76.447	56.537	89.928	130.475
62	T	0.5444	2.1667	3.9548	5.0088	7.7910	8.5429	5.2198	4.3979	4.8110	2.7985	2.6291	2.2138	2.4714	6.5178	3.6137
	S	147.786	135.942	77.581	122.512	165.401	79.252	71.842	84.493	122.447	108.175	58.610	76.996	56.832	90.277	131.507
63	T	0.5431	2.1695	3.9802	5.0607	7.7993	8.5400	5.1973	4.4179	4.8056	2.7376	2.6325	2.2539	2.4871	6.5229	3.6272
	S	148.139	135.767	77.086	121.255	165.225	79.279	72.153	84.110	122.584	110.581	58.534	75.626	56.473	90.207	131.018
64	T	0.5425	2.1617	3.9176	5.0070	7.7807	8.5300	5.2538	4.4596	4.7544	2.7528	2.6031	2.2566	2.4771	6.5598	3.6419
	S	148.303	136.256	78.318	122.556	165.620	79.372	71.377	83.324	123.904	109.971	59.195	75.536	56.701	89.699	130.489
65	T	0.5448	2.1761	3.9374	4.9640	7.7740	8.4949	5.1857	4.4280	4.8159	2.6962	2.6106	2.2444	2.4764	6.5470	3.6251
	S	147.677	135.355	77.924	123.617	165.762	79.700	72.314	83.918	122.322	112.279	59.025	75.947	56.717	89.875	131.094
66	T	0.5424	2.1692	3.9355	5.0214	7.7762	8.5844	5.1899	4.4009	4.7963	2.7410	2.6009	2.2197	2.4669	6.5959	3.6501
	S	148.331	135.785	77.962	122.204	165.715	78.869	72.256	84.435	122.822	110.444	59.245	76.792	56.936	89.208	130.196
67	T	0.5439	2.1560	3.9228	5.0059	7.7749	8.6027	5.1976	4.3999	4.8384	2.7213	2.6287	2.2462	2.4990	6.5902	3.5732
	S	147.922	136.617	78.214	122.583	165.743	78.702	72.149	84.454	121.753	111.244	58.619	75.886	56.204	89.285	132.998
68	T	0.5366	2.1468	3.9279	4.9904	7.7731	8.5658	5.2139	4.4155	4.8524	2.7174	2.6211	2.2484	2.4983	6.5930	3.6227
	S	149.934	137.202	78.113	122.963	165.782	79.041	71.923	84.156	121.402	111.403	58.789	75.811	56.220	89.248	131.180
69	T	0.5414	2.1440	3.9321	5.0392	7.7741	8.6223	5.2103	4.4914	4.8029	2.7444	2.6224	2.2432	2.4920	6.5336	3.6222
	S	148.605	137.381	78.029	121.773	165.760	78.523	71.973	82.734	122.653	110.307	58.759	75.987	56.362	90.059	131.199
70	T	0.5424	2.1352	3.9351	4.9580	7.7655	8.6275	5.2333	4.4815	4.8596	2.7302	2.6550	2.2345	2.4969	6.6179	3.6328
	S	148.331	137.947	77.970	123.767	165.944	78.475	71.657	82.917	121.222	110.881	58.038	76.283	56.252	88.912	130.816
71	T	0.5424	2.1301	3.9657	4.9625	7.6147	8.7223	5.2168	4.4502	4.8695	2.7123	2.6598	2.2754	2.4961	6.6302	3.6077
	S	148.331	138.278	77.368	123.655	169.230	77.622	71.883	83.500	120.976	111.613	57.933	74.912	56.270	88.747	131.726
72	T	0.5392	2.1501	3.9538	5.0137	7.6365	8.7608	5.2664	4.5425	4.9394	2.8223	2.6089				
	S	149.211	136.992	77.601	122.392	168.747	77.281	71.206	81.803	119.264	107.263	59.064				
73	T	0.6211	2.4799	4.6705	5.1962	7.7887	8.9123	5.2891	4.4669	4.8278	2.7940	2.6442	2.2289	2.5058	6.6994	3.6874
	S	129.536	118.773	65.693	118.093	165.449	75.968	70.901	83.188	122.021	108.349	58.275	76.475	56.052	87.830	128.879
74	T	0.5417	2.1701	3.9870	5.0765	7.8396	8.5383	5.1639	4.4196	4.8140	2.7709	2.6400	2.2263	2.4939	6.5874	3.5997
	S	148.522	135.729	76.955	120.878	164.375	79.295	72.620	84.078	122.370	109.252	58.368	76.564	56.319	89.323	132.019
75	T	0.5351	2.1429	3.9450	5.0664	7.7505	8.7090	5.3589	4.4695	4.8166	2.9271	2.6866	2.3307	2.6544	6.8778	3.7811
	S	150.354	137.452	77.774	121.119	166.265	77.741	69.977	83.139	122.304	103.422	57.355	73.134	52.914	85.552	125.685
76	T	0.5510	2.2166	4.0465	5.0772	7.7749	8.6774	5.2728	4.4590	4.8864	2.8152	2.7235	2.2474	2.5688	6.6466	3.6478
	S	146.016	132.882	75.823	120.861	165.743	78.024	71.120	83.335	120.557	107.533	56.578	75.845	54.677	88.528	130.278

**Event:** Honda Indy Toronto  
**Track:** Streets of Toronto  
**Report:** Section Data Report  
**Session:** Race

**Round 10**  
**1.786 mile(s)**

**NTT INDYCAR SERIES**  
**July 16, 2023**



**Section Data for Car 7 - Rossi, Alexander**

Lap	T/Slap	PI to PO	PO to I8	SF to PI
58	T	63.7762		
	S	100.815		
59	T	62.4607		
	S	102.938		
60	T	62.6052		
	S	102.701		
61	T	62.6198		
	S	102.677		
62	T	62.6816		
	S	102.576		
63	T	62.7748		
	S	102.423		
64	T	62.6986		
	S	102.548		
65	T	62.5205		
	S	102.840		
66	T	62.6907		
	S	102.561		
67	T	62.7007		
	S	102.544		
68	T	62.7233		
	S	102.507		
69	T	62.8155		
	S	102.357		
70	T	62.9054		
	S	102.211		
71	T	62.8557		
	S	102.291		
72	T	85.1342	28.0055	55.4399
	S	75.523	24.760	99.727
73	T	64.8122		
	S	99.204		
74	T	62.8689		
	S	102.270		
75	T	64.0516		
	S	100.382		
76	T	63.6111		
	S	101.077		

**Event:** Honda Indy Toronto  
**Track:** Streets of Toronto  
**Report:** Section Data Report  
**Session:** Race

**Round 10**  
**1.786 mile(s)**

**NTT INDYCAR SERIES**  
**July 16, 2023**



**Section Data for Car 7 - Rossi, Alexander**

Lap	T/SF to I1	I1 to I2	I2 to I3A	I3A to I3	I3 to I4	I4 to I5	I5 to I6A	I6A to I6	I6 to I7A	I7A to I7	I7 to I8	I8 to I9A	I9A to I9	I9 to I10	I10 to SF	
77	T	0.5407	2.1632	3.9414	4.9278	7.5219	9.0516	5.4741	4.6095	4.9242	2.9134	2.7316	2.2790	2.6346	6.6129	3.6469
	S	148.797	136.162	77.845	124.525	171.318	74.798	68.504	80.614	119.632	103.909	56.410	74.794	53.312	88.979	130.310
78	T	0.5419	2.1570	4.0032	4.9355	7.5433	8.8698	5.2925	4.6280	4.8804	2.8821	2.7002	2.2849	2.5553	6.6448	3.6512
	S	148.468	136.553	76.643	124.331	170.832	76.332	70.855	80.292	120.705	105.037	57.066	74.600	54.966	88.552	130.156
79	T	0.5422	2.1797	4.0626	5.0710	7.7817	8.6955	5.2662	4.6411	4.9177	2.9902	2.7145	2.2975	2.7015	6.7310	3.6837
	S	148.385	135.131	75.523	121.009	165.598	77.862	71.209	80.065	119.790	101.240	56.766	74.191	51.991	87.418	129.008
80	T	0.5429	2.1684	3.9922	4.9666	7.5757	8.8872	5.2946	4.5966	4.8651	2.8481	2.7074	2.3035	2.6512	7.0831	3.9304
	S	148.194	135.835	76.854	123.553	170.101	76.182	70.827	80.840	121.085	106.291	56.915	73.998	52.978	83.072	120.911
81	T	0.5643	2.2857	4.0958	5.1357	7.8095	8.6908	5.2031	4.4115	4.8176	2.8239	2.6629	2.2493	2.5323	6.6461	3.7139
	S	142.574	128.864	74.910	119.484	165.009	77.904	72.072	84.232	122.279	107.202	57.866	75.781	55.465	88.534	127.959
82	T	0.5485	2.1753	3.9542	5.0466	7.7739	8.6174	5.1776	4.4144	4.8071	2.8997	2.6948	2.3191	2.6234	6.8153	3.6409
	S	146.681	135.405	77.593	121.594	165.764	78.567	72.427	84.177	122.546	104.400	57.181	73.500	53.539	86.336	130.525
83	T	0.5390	2.2854	4.0363	5.0183	7.6280	9.0506	5.4598	4.6810	5.0435	2.9834	2.8181	2.3676	2.6558	7.0308	3.7571
	S	149.266	128.881	76.015	122.280	168.935	74.807	68.684	79.383	116.802	101.471	54.679	71.995	52.886	83.690	126.488
84	T	0.5574	2.3711	4.1826	5.1050	7.8391	9.1127	5.4470	4.5545	4.8508	2.9700	2.7706	2.3806	2.7034	7.0791	3.9553
	S	144.339	124.223	73.356	120.203	164.386	74.297	68.845	81.588	121.442	101.928	55.616	71.602	51.955	83.119	120.149
85	T	0.6973	3.0110	4.8669	7.8236	15.9221										
	S	115.380	97.823	63.042	78.434	80.934										

**Event:** Honda Indy Toronto  
**Track:** Streets of Toronto  
**Report:** Section Data Report  
**Session:** Race

**Round 10**  
**1.786 mile(s)**

**NTT INDYCAR SERIES**  
**July 16, 2023**



**Section Data for Car 7 - Rossi, Alexander**

Lap	T/SLap	PI to PO	PO to I8	SF to PI
77	T	63.9728		
	S	100.505		
78	T	63.5701		
	S	101.142		
79	T	64.2761		
	S	100.031		
80	T	64.4130		
	S	99.818		
81	T	63.6424		
	S	101.027		
82	T	63.5082		
	S	101.240		
83	T	65.3547		
	S	98.380		
84	T	65.8792		
	S	97.597		
85	T			
	S			

Event: Honda Indy Toronto  
Track: Streets of Toronto  
Report: Section Data Report  
Session: Race

Round 10  
1.786 mile(s)  
NTT INDYCAR SERIES  
July 16, 2023



Section Data for Car 8 - Ericsson, Marcus

Lap	T/SF to I1	I1 to I2	I2 to I3A	I3A to I3	I3 to I4	I4 to I5	I5 to I6A	I6A to I6	I6 to I7A	I7A to I7	I7 to I8	I8 to I9A	I9A to I9	I9 to I10	I10 to SF	
1	T	0.5873	2.4385	4.6988	5.0858	8.1615	12.5893	7.9428	6.2099	7.6323	4.6451	3.4191	2.9777	3.3852	9.3825	7.6469
	S	136.991	120.790	65.297	120.657	157.892	53.779	47.213	59.838	77.184	65.171	45.068	57.244	41.491	62.713	62.146
2	T	1.5650	5.6076			19.2411	13.8625	9.0613	6.7215	8.7924	5.5900	3.8182	3.2223	4.7937	11.6153	6.3475
	S	51.409	52.526			66.973	48.840	41.385	55.284	67.000	54.155	40.357	52.898	29.300	50.658	74.868
3	T	1.1964	5.5249			15.5040	11.4826	8.6762	5.6628	9.4097	5.1080	3.9801	3.5343	3.6555	10.8604	8.0584
	S	67.247	53.312			83.116	58.963	43.222	65.620	62.605	59.265	38.715	48.229	38.423	54.179	58.973
4	T	0.9794	5.1779			13.5789	10.7571	7.7409	6.8288	11.2904	4.9380	4.0267	2.9650	3.1502	10.3485	7.5230
	S	82.147	56.885			94.900	62.939	48.444	54.415	52.176	61.306	38.267	57.489	44.586	56.859	63.170
5	T	1.6376	4.7542			14.7365	9.9051	6.4209	8.1828	8.7035	5.2872	4.0498	3.3333	3.6989	10.1927	6.1758
	S	49.130	61.955			87.445	68.353	58.403	45.411	67.684	57.257	38.049	51.137	37.972	57.728	76.950
6	T	0.9971	5.5174			12.5863	12.6052	6.0604	6.0826	8.1571	4.7983	4.1034	2.8707	3.3535	9.1422	7.4372
	S	80.689	53.385			102.384	53.712	61.877	61.091	72.218	63.091	37.552	59.377	41.883	64.362	63.899
7	T	1.5607	5.3114			10.5368	11.7136	6.6481	7.6905	8.5464	3.5283	3.2783	3.7857	4.2683	9.3358	9.2416
	S	51.550	55.455			122.299	57.800	56.407	48.318	68.929	85.800	47.003	45.026	32.906	63.027	51.423
8	T	1.0068	3.6391			10.1297	11.5860	6.1806	7.2971	8.0121	4.0970	3.3840	3.0205	3.3125	10.1198	6.0566
	S	79.911	80.939			127.214	58.437	60.674	50.923	73.525	73.890	45.535	56.433	42.401	58.144	78.464
9	T	0.6759	3.9856	6.6672	5.9247	11.5525	13.2813	8.1109	7.8553	10.8452	5.9002	3.6349	4.0498	4.4182	7.6244	3.7370
	S	119.033	73.902	46.019	103.573	111.546	50.977	46.234	47.304	54.318	51.308	42.392	42.090	31.790	77.174	127.168
10	T	0.5492	2.2915	4.1869	5.0474	7.7184	9.2987	5.4900	4.3752	4.7076	2.9515	2.7936	2.3270	2.6057	6.7657	3.6587
	S	146.494	128.538	73.281	121.575	166.956	72.811	68.306	84.931	125.136	102.567	55.159	73.251	53.903	86.969	129.890
11	T	0.5454	2.1629	4.0040	4.9989	7.7049	8.7241	5.3019	4.3308	4.6259	2.8225	2.7496	2.2808	2.5761	6.6423	3.6494
	S	147.515	136.181	76.628	122.754	167.249	77.606	70.729	85.802	127.346	107.255	56.041	74.735	54.522	88.585	130.221
12	T	0.5442	2.0985	3.8227	4.9116	7.6560	8.5152	5.2882	4.3283	4.7371	2.7446	2.7451	2.2675	2.5564	6.5052	3.6376
	S	147.840	140.360	80.262	124.936	168.317	79.510	70.913	85.851	124.357	110.299	56.133	75.173	54.942	90.452	130.643
13	T	0.5459	2.1356	3.8250	4.9027	7.7217	8.4693	5.1667	4.3450	4.7044	2.7746	2.6517	2.2315	2.5829	6.5122	3.6620
	S	147.380	137.922	80.214	125.163	166.885	79.941	72.580	85.521	125.221	109.107	58.110	76.386	54.379	90.355	129.773
14	T	0.5493	2.1619	3.8408	4.9181	7.7310	8.4286	5.1359	4.3128	4.7290	2.6815	2.5860	2.2187	2.5379	6.4887	3.6676
	S	146.467	136.244	79.884	124.771	166.684	80.327	73.015	86.160	124.570	112.895	59.587	76.826	55.343	90.682	129.574
15	T	0.5502	2.1624	3.7544	4.9430	7.7607	8.3914	5.1796	4.3176	4.7685	2.7248	2.5814	2.1970	2.5514	6.6211	3.6715
	S	146.228	136.212	81.722	124.142	166.046	80.683	72.399	86.064	123.538	111.101	59.693	77.585	55.050	88.869	129.437
16	T	0.5496	2.1409	3.8072	4.9454	7.7569	8.3403	5.1757	4.3845	4.7626	2.7194	2.6510	2.2833	2.5288	6.6508	3.6640
	S	146.387	137.580	80.589	124.082	166.128	81.178	72.454	84.751	123.691	111.321	58.126	74.653	55.542	88.472	129.702
17	T	0.5494	2.1249	3.8079	4.9456	7.7602	8.4277	5.2124	4.3732	4.7670	2.7133	2.6611	2.2589	2.5632	6.5996	3.6682
	S	146.441	138.616	80.574	124.077	166.057	80.336	71.944	84.970	123.577	111.572	57.905	75.459	54.797	89.158	129.553
18	T	0.5498	2.1411	3.8257	4.9635	7.7690	8.5827	5.2450	4.4237	4.8095	2.7096	2.6403	2.2727	2.6089	6.5972	3.6764
	S	146.334	137.567	80.199	123.630	165.869	78.885	71.497	84.000	122.485	111.724	58.361	75.001	53.837	89.191	129.264
19	T	0.5501	2.1477	3.7687	4.9787	7.7428	8.5366	5.2461	4.4274	4.8082	2.7788	2.6516	2.2809	2.6097	6.5740	3.6912
	S	146.254	137.145	81.412	123.252	166.430	79.311	71.482	83.930	122.518	108.942	58.112	74.731	53.820	89.505	128.746

**Event:** Honda Indy Toronto  
**Track:** Streets of Toronto  
**Report:** Section Data Report  
**Session:** Race

**Round 10**  
**1.786 mile(s)**

**NTT INDYCAR SERIES**  
**July 16, 2023**



**Section Data for Car 8 - Ericsson, Marcus**

Lap	T/Slap	PI to PO	PO to I8	SF to PI
1	T	86.8027	84.0421	
	S	74.071	65.787	
2	T	125.0122		
	S	51.432		
3	T	116.1638		
	S	55.349		
4	T	110.0441		
	S	58.427		
5	T	109.0378		
	S	58.967		
6	T	107.6568		
	S	59.723		
7	T	107.6498		
	S	59.727		
8	T	101.6066		
	S	63.279		
9	T	98.2631		
	S	65.432		
10	T	64.7671		
	S	99.273		
11	T	63.1195		
	S	101.864		
12	T	62.3582		
	S	103.108		
13	T	62.2312		
	S	103.318		
14	T	61.9878		
	S	103.724		
15	T	62.1750		
	S	103.411		
16	T	62.3604		
	S	103.104		
17	T	62.4326		
	S	102.985		
18	T	62.8151		
	S	102.358		
19	T	62.7925		
	S	102.394		

**Event:** Honda Indy Toronto  
**Track:** Streets of Toronto  
**Report:** Section Data Report  
**Session:** Race

**Round 10**  
**1.786 mile(s)**

**NTT INDYCAR SERIES**  
**July 16, 2023**



**Section Data for Car 8 - Ericsson, Marcus**

Lap	T/SF to I1	I1 to I2	I2 to I3A	I3A to I3	I3 to I4	I4 to I5	I5 to I6A	I6A to I6	I6 to I7A	I7A to I7	I7 to I8	I8 to I9A	I9A to I9	I9 to I10	I10 to SF	
20	T	0.5504	2.1448	3.8727	4.9603	7.6551	8.5689	5.2632	4.3924	4.7802	2.7630	2.6423	2.2826	2.5258	6.5998	3.6819
	S	146.175	137.330	79.226	123.710	168.337	79.012	71.249	84.599	123.236	109.565	58.317	74.676	55.608	89.156	129.071
21	T	0.5489	2.1447	3.8445	4.9916	7.7382	8.4790	5.1809	4.3860	4.7496	2.6705	2.6348	2.2505	2.4968	6.5798	3.6688
	S	146.574	137.336	79.807	122.934	166.529	79.850	72.381	84.722	124.030	113.360	58.483	75.741	56.254	89.427	129.532
22	T	0.5486	2.0988	3.8838	4.9761	7.7353	8.4912	5.1220	4.4007	4.8260	2.7178	2.5946	2.2185	2.5126	6.4981	3.6601
	S	146.654	140.340	78.999	123.317	166.592	79.735	73.214	84.439	122.066	111.387	59.389	76.833	55.900	90.551	129.840
23	T	0.5485	2.0942	3.8198	4.9494	7.7266	8.4717	5.1173	4.3716	4.7682	2.6712	2.6104	2.2205	2.5043	6.5832	3.6833
	S	146.681	140.648	80.323	123.982	166.779	79.918	73.281	85.001	123.546	113.330	59.030	76.764	56.085	89.380	129.022
24	T	0.5510	2.1043	3.8659	4.9544	7.7305	8.6095	5.1668	4.3757	4.8202	2.6758	2.6364	2.3315	2.5306	6.5599	3.6627
	S	146.016	139.973	79.365	123.857	166.695	78.639	72.579	84.921	122.213	113.135	58.447	73.109	55.502	89.698	129.748
25	T	0.5484	2.0861	3.8557	5.0124	7.7391	8.5748	5.1706	4.3982	4.8243	2.6242	2.5909	2.2546	2.5101	6.5131	3.6519
	S	146.708	141.194	79.575	122.424	166.510	78.958	72.525	84.487	122.109	115.360	59.474	75.603	55.956	90.342	130.132
26	T	0.5470	2.0969	3.8085	4.9645	7.7238	8.4765	5.1525	4.4119	4.7963	2.7053	2.6163	2.2842	2.5128	6.6531	3.6854
	S	147.083	140.467	80.561	123.605	166.840	79.873	72.780	84.225	122.822	111.902	58.896	74.623	55.896	88.441	128.949
27	T	0.5501	2.0965	3.7836	5.0187	7.7310	8.6357	5.1535	4.4562	4.8364	2.6220	2.6427	2.3019	2.5157	6.5082	3.6656
	S	146.254	140.494	81.092	122.270	166.684	78.401	72.766	83.387	121.804	115.457	58.308	74.050	55.831	90.410	129.645
28	T	0.5473	2.1090	3.8720	4.9885	7.7377	8.7746	5.2086	4.4672	4.8172	2.6683	2.6083	2.2541	2.5026	6.5013	3.6721
	S	147.003	139.661	79.240	123.010	166.540	77.160	71.996	83.182	122.289	113.453	59.077	75.620	56.123	90.506	129.416
29	T	0.5485	2.1170	3.8854	4.9881	7.7271	8.6653	5.2014	4.4586	4.8317	2.6477	2.5769	2.2558	2.5155	6.4362	3.6556
	S	146.681	139.133	78.967	123.020	166.768	78.133	72.096	83.343	121.922	114.336	59.797	75.563	55.836	91.422	130.000
30	T	0.5469	2.0778	3.7969	4.9773	7.7148	8.6990	5.2230	4.4399	4.8415	2.7083	2.5845	2.2550	2.9264	7.1109	3.6828
	S	147.110	141.758	80.808	123.287	167.034	77.830	71.798	83.694	121.675	111.778	59.621	75.590	47.996	82.747	129.040
31	T	0.5421	2.1367	3.9811	4.9603	7.6774	8.7583	5.3607	4.5098	4.9043	2.7589	2.6479	2.3384	2.6334	6.5658	3.6186
	S	148.413	137.851	77.069	123.710	167.848	77.303	69.954	82.396	120.117	109.728	58.194	72.894	53.336	89.617	131.329
32	T	0.5429	2.1014	3.8849	4.9641	7.7304	8.7434	5.2829	4.4841	4.9148	2.6998	2.6252	2.3358	2.5550	6.5888	3.6075
	S	148.194	140.166	78.977	123.615	166.697	77.435	70.984	82.869	119.861	112.130	58.697	72.975	54.972	89.304	131.733
33	T	0.5381	2.0960	3.9935	5.0152	7.7383	8.7803	5.2271	4.5002	4.8692	2.7640	2.6224	2.3205	2.5457	6.5477	3.6141
	S	149.516	140.527	76.829	122.355	166.527	77.110	71.742	82.572	120.983	109.525	58.759	73.456	55.173	89.865	131.493
34	T	0.5409	2.0831	3.9127	5.0475	7.7483	8.8868	5.2977	4.5317	4.9046	2.6630	2.6545	2.3723	2.5957	6.6285	3.6221
	S	148.742	141.398	78.416	121.572	166.312	76.186	70.785	81.998	120.110	113.679	58.049	71.852	54.110	88.770	131.202
35	T	0.5409	2.1133	4.0025	5.0340	7.7325	8.9258	5.3143	4.5186	4.9190	2.7143	2.6422	2.3419	2.5770	6.7095	3.6357
	S	148.742	139.377	76.657	121.898	166.652	75.853	70.564	82.236	119.758	111.531	58.319	72.785	54.503	87.698	130.711
36	T	0.5342	2.1175	4.0482	4.9893	7.5936	9.0784	5.4922	4.6816	4.9188	2.7472	2.7108				
	S	150.608	139.101	75.791	122.990	169.700	74.578	68.279	79.373	119.763	110.195	56.843				
37	T	0.6139	2.3876	4.2591	5.0615	7.6698	8.6203	5.2295	4.4885	4.7881	2.7753	2.7366	2.2816	2.6026	6.6481	3.6879
	S	131.055	123.365	72.038	121.236	168.014	78.541	71.709	82.787	123.032	109.079	56.307	74.708	53.967	88.508	128.861
38	T	0.5518	2.1608	3.9873	5.0738	7.8060	8.6025	5.2546	4.4610	4.8050	2.7324	2.6533	2.2661	2.6144	6.6120	3.6793
	S	145.804	136.313	76.949	120.942	165.083	78.703	71.366	83.298	122.600	110.792	58.075	75.219	53.723	88.991	129.162

**Event:** Honda Indy Toronto  
**Track:** Streets of Toronto  
**Report:** Section Data Report  
**Session:** Race

**Round 10**  
**1.786 mile(s)**

**NTT INDYCAR SERIES**  
**July 16, 2023**



**Section Data for Car 8 - Ericsson, Marcus**

Lap	T/Slap	PI to PO	PO to I8	SF to PI	
20	T	62.6834			
	S	102.573			
21	T	62.3646			
	S	103.097			
22	T	62.2842			
	S	103.230			
23	T	62.1402			
	S	103.469			
24	T	62.5752			
	S	102.750			
25	T	62.3544			
	S	103.114			
26	T	62.4350			
	S	102.981			
27	T	62.5178			
	S	102.844			
28	T	62.7288			
	S	102.498			
29	T	62.5108			
	S	102.856			
30	T	63.5850			
	S	101.118			
31	T	63.3937			
	S	101.423			
32	T	63.0610			
	S	101.958			
33	T	63.1723			
	S	101.779			
34	T	63.4894			
	S	101.270			
35	T	63.7215			
	S	100.902			
36	T	85.2056	27.4955	54.2352	52.1051
	S	75.460	25.219	101.942	100.941
37	T	63.8504			
	S	100.698			
38	T	63.2603			
	S	101.637			

**Event:** Honda Indy Toronto  
**Track:** Streets of Toronto  
**Report:** Section Data Report  
**Session:** Race

**Round 10**  
**1.786 mile(s)**

**NTT INDYCAR SERIES**  
**July 16, 2023**



**Section Data for Car 8 - Ericsson, Marcus**

Lap	T/SF to I1	I1 to I2	I2 to I3A	I3A to I3	I3 to I4	I4 to I5	I5 to I6A	I6A to I6	I6 to I7A	I7A to I7	I7 to I8	I8 to I9A	I9A to I9	I9 to I10	I10 to SF	
39	T	0.5515	2.1370	3.9322	5.0599	7.7865	8.5895	5.1724	4.4480	4.8467	2.7849	2.6579	2.3055	2.6009	6.6240	3.7079
	S	145.883	137.831	78.027	121.274	165.496	78.822	72.500	83.541	121.545	108.703	57.975	73.934	54.002	88.830	128.166
40	T	0.5525	2.1396	3.9195	5.0498	7.7692	8.6111	5.2160	4.4251	4.8195	2.7970	2.6298	2.3019	2.5528	6.6202	3.7218
	S	145.619	137.664	78.280	121.517	165.865	78.625	71.894	83.973	122.231	108.233	58.594	74.050	55.020	88.881	127.687
41	T	0.5534	2.1055	3.8624	5.0242	7.7526	8.6850	5.1722	4.5071	4.8746	2.8074	2.6586	2.3016	2.5385	6.6073	3.7067
	S	145.382	139.893	79.437	122.136	166.220	77.956	72.503	82.446	120.849	107.832	57.959	74.059	55.330	89.054	128.208
42	T	0.5519	2.1041	3.8691	5.0352	9.0434	11.3127	6.5569	5.6361	5.9812	4.0769	3.1529	3.1221	3.9573	9.6645	4.3185
	S	145.777	139.986	79.300	121.869	142.495	59.848	57.192	65.931	98.490	74.254	48.873	54.596	35.493	60.884	110.045
43	T	0.5931	2.9437	4.7877	6.0493	13.3263	12.4734	7.8419	7.1802	9.7742	7.0903	4.1833	3.7108	6.1910	13.8213	6.7660
	S	135.651	100.060	64.085	101.439	96.699	54.279	47.820	51.752	60.270	42.696	36.835	45.935	22.687	42.573	70.238
44	T	1.2818	4.1397	5.3717	7.9451	14.9845	11.4501	7.1617	6.8811	9.9414	5.9601	3.3700	2.7738	3.1779	9.2646	6.3516
	S	62.767	71.151	57.118	77.235	85.998	59.130	52.362	54.002	59.256	50.792	45.724	61.452	44.197	63.512	74.820
45	T	0.9560	3.9541	5.4827	8.7972	13.7937	11.4816	7.4092	6.6045	8.2183	5.0961	3.9796	3.7770	4.4109	8.2174	3.8054
	S	84.157	74.491	55.961	69.754	93.422	58.968	50.613	56.263	71.680	59.404	38.720	45.130	31.843	71.605	124.882
46	T	0.5548	2.2969	4.4958	6.5255	12.7038	10.9073	6.2419	5.6565	5.6383	3.5560	3.2260	2.7440	3.1253	10.8444	5.8182
	S	145.015	128.236	68.246	94.037	101.437	62.073	60.078	65.693	104.480	85.131	47.765	62.119	44.941	54.259	81.679
47	T	0.6840	3.0604	5.2941	9.3680	15.4654	12.9068	8.3469	7.0237	10.3056	5.7365	3.8299	3.7990	4.7844	15.1203	5.3264
	S	117.624	96.244	57.955	65.503	83.324	52.456	44.927	52.905	57.162	52.772	40.234	44.868	29.357	38.915	89.221
48	T	0.8168	4.3430	5.2649	7.7769	12.6630	11.1021	6.9377	5.8685	8.6834	4.1659	3.6723	4.0499	3.7678	12.5372	7.8516
	S	98.500	67.821	58.276	78.905	101.764	60.984	54.052	63.320	67.841	72.668	41.960	42.089	37.278	46.933	60.526
49	T	0.9711	2.9629	5.0418	9.1271	12.2332	11.5790	6.6073	7.4636	8.3995	4.8920	3.2286				
	S	82.849	99.411	60.855	67.232	105.339	58.472	56.755	49.787	70.134	61.882	47.727				
50	T	0.6619	2.9321	5.2012	6.3788	15.3392	11.4152	6.2304	5.6731	7.5794	5.3629	3.2818	2.8378	3.4989	9.5881	6.8984
	S	121.551	100.455	58.990	96.199	84.009	59.311	60.189	65.501	77.723	56.448	46.953	60.066	40.142	61.369	68.889
51	T	1.3477	4.3165	5.0075	6.7401	14.3373	11.0652	6.1239	5.5379	7.8819	4.8846	3.1421	3.0736	3.6179	8.6944	3.7962
	S	59.698	68.237	61.272	91.043	89.880	61.187	61.235	67.100	74.740	61.976	49.041	55.458	38.822	67.677	125.185
52	T	0.5506	2.3217	4.6807	5.3282	7.7920	10.2913	6.5944	4.8782	4.8497	3.0063	2.9303	2.4516	2.8216	7.0226	3.7341
	S	146.122	126.866	65.550	115.168	165.379	65.788	56.866	76.174	121.470	100.698	52.585	69.528	49.778	83.788	127.267
53	T	0.5502	2.2490	4.2165	5.0531	7.5133	9.2692	5.7125	4.6677	4.7977	2.9218	2.8458	2.4076	2.7641	6.9264	3.7448
	S	146.228	130.967	72.766	121.438	171.514	73.042	65.646	79.609	122.786	103.610	54.147	70.799	50.814	84.952	126.903
54	T	0.5499	2.1827	4.1061	4.9202	7.4659	9.2736	5.6388	4.6877	4.7911	2.9011	2.7737	2.3896	2.7027	6.7049	3.6809
	S	146.308	134.945	74.723	124.718	172.603	73.008	66.504	79.269	122.955	104.349	55.554	71.332	51.968	87.758	129.106
55	T	0.5462	2.1596	3.9883	4.9907	7.5077	8.9808	5.4601	4.5171	4.8244	2.8719	2.7332	2.3340	2.6979	6.5890	3.6574
	S	147.299	136.389	76.930	122.956	171.642	75.388	68.680	82.263	122.107	105.410	56.377	73.031	52.061	89.302	129.936
56	T	0.5452	2.1981	3.9073	5.0268	7.7374	8.6620	5.2946	4.4781	4.7805	2.7445	2.6477	2.2497	2.5869	6.5562	3.6426
	S	147.569	134.000	78.524	122.073	166.546	78.163	70.827	82.980	123.228	110.303	58.198	75.768	54.295	89.748	130.464
57	T	0.5446	2.1918	3.9183	4.9920	7.7303	8.7121	5.2786	4.4889	4.8490	2.7627	2.6417	2.2678	2.5727	6.5002	3.6538
	S	147.731	134.385	78.304	122.924	166.699	77.713	71.042	82.780	121.487	109.577	58.330	75.163	54.594	90.522	130.064

**Event:** Honda Indy Toronto  
**Track:** Streets of Toronto  
**Report:** Section Data Report  
**Session:** Race

**Round 10**  
**1.786 mile(s)**

**NTT INDYCAR SERIES**  
**July 16, 2023**



**Section Data for Car 8 - Ericsson, Marcus**

Lap	T/Slap	PI to PO	PO to I8	SF to PI
39	T	63.2048		
	S	101.726		
40	T	63.1258		
	S	101.854		
41	T	63.1571		
	S	101.803		
42	T	78.3828		
	S	82.028		
43	T	106.7325		
	S	60.240		
44	T	100.0551		
	S	64.261		
45	T	95.9837		
	S	66.986		
46	T	84.3347		
	S	76.239		
47	T	111.0514		
	S	57.898		
48	T	99.5010		
	S	64.618		
49	T	109.2661	27.2888	76.3147
	S	58.844	25.410	72.448
50	T	92.8792		
	S	69.225		
51	T	89.5668		
	S	71.786		
52	T	69.2533		
	S	92.842		
53	T	65.6397		
	S	97.953		
54	T	64.7689		
	S	99.270		
55	T	63.8583		
	S	100.685		
56	T	63.0576		
	S	101.964		
57	T	63.1045		
	S	101.888		

**Event:** Honda Indy Toronto  
**Track:** Streets of Toronto  
**Report:** Section Data Report  
**Session:** Race

**Round 10**  
**1.786 mile(s)**

**NTT INDYCAR SERIES**  
**July 16, 2023**



**Section Data for Car 8 - Ericsson, Marcus**

Lap	T/SF to I1	I1 to I2	I2 to I3A	I3A to I3	I3 to I4	I4 to I5	I5 to I6A	I6A to I6	I6 to I7A	I7A to I7	I7 to I8	I8 to I9A	I9A to I9	I9 to I10	I10 to SF	
58	T	0.5469	2.1686	3.9223	5.0007	7.7190	8.6882	5.2201	4.5181	4.8779	2.7066	2.6240	2.2696	2.5564	6.6315	3.7148
	S	147.110	135.823	78.224	122.710	166.943	77.927	71.838	82.245	120.767	111.848	58.724	75.103	54.942	88.729	127.928
59	T	0.5507	2.1478	3.9002	4.9747	7.7312	8.6932	5.2967	4.5214	4.7838	2.7781	2.6743	2.2361	2.5892	6.4812	3.7025
	S	146.095	137.138	78.667	123.351	166.680	77.882	70.799	82.185	123.143	108.969	57.619	76.228	54.246	90.787	128.353
60	T	0.5510	2.1855	3.9613	4.9962	7.7156	8.7032	5.2529	4.4823	4.8199	2.7465	2.6616	2.2484	2.5941	6.5963	3.6630
	S	146.016	134.773	77.454	122.821	167.017	77.793	71.389	82.902	122.221	110.223	57.894	75.811	54.144	89.203	129.737
61	T	0.5477	2.1638	3.8864	4.9745	7.7064	8.7812	5.2809	4.5096	4.8307	2.7288	2.6121	2.2871	2.5791	6.5735	3.6774
	S	146.895	136.124	78.947	123.356	167.216	77.102	71.011	82.400	121.947	110.938	58.991	74.529	54.459	89.512	129.229
62	T	0.5478	2.1647	3.9596	5.0098	7.7033	8.8015	5.2842	4.5027	4.8267	2.7381	2.6420	2.2942	2.5938	6.5358	3.6600
	S	146.868	136.068	77.487	122.487	167.284	76.924	70.966	82.526	122.048	110.561	58.324	74.298	54.150	90.029	129.844
63	T	0.5463	2.1282	3.8789	5.0334	7.7467	8.6996	5.5048	4.7648	4.8695	2.9118	2.7177	2.3489	2.5693	6.6575	3.6829
	S	147.272	138.401	79.099	121.913	166.346	77.825	68.122	77.987	120.976	103.966	56.699	72.568	54.666	88.383	129.036
64	T	0.5476	2.1634	3.9692	4.8874	7.4523	9.0786	5.4409	4.5239	4.7657	2.6688	2.7338	2.3555	2.6178	6.6305	3.6308
	S	146.922	136.149	77.300	125.555	172.918	74.576	68.922	82.140	123.611	113.432	56.365	72.364	53.654	88.743	130.888
65	T	0.5430	2.1109	3.8668	4.8943	7.6493	8.8420	5.3212	4.5149	4.8423	2.7345	2.6967	2.3202	2.5807	6.4753	3.5921
	S	148.167	139.535	79.347	125.378	168.465	76.572	70.473	82.303	121.655	110.707	57.141	73.465	54.425	90.870	132.298
66	T	0.5408	2.1169	3.9015	4.9776	7.6881	8.6916	5.3274	4.5015	4.8604	2.7371	2.6728	2.2544	2.5296	6.5215	3.6532
	S	148.769	139.140	78.641	123.280	167.614	77.897	70.391	82.548	121.202	110.601	57.651	75.610	55.524	90.226	130.085
67	T	0.5445	2.1334	3.8987	4.9866	7.6805	8.8049	5.2576	4.5156	4.7998	2.7112	2.6692	2.2590	2.5450	6.5290	3.6069
	S	147.759	138.064	78.698	123.057	167.780	76.894	71.325	82.290	122.732	111.658	57.729	75.456	55.188	90.122	131.755
68	T	0.5352	2.1305	3.8920	4.8596	7.4393	8.9556	5.5299	4.6175	4.9234	2.7059	2.6987	2.3501	2.5817	6.5848	3.6155
	S	150.326	138.252	78.833	126.273	173.220	75.600	67.813	80.474	119.651	111.877	57.098	72.531	54.404	89.359	131.442
69	T	0.5398	2.1164	3.8933	4.9854	7.7009	8.7710	5.3381	4.5302	4.8632	2.7503	2.6798	2.2839	2.5066	6.5495	3.6088
	S	149.045	139.173	78.807	123.087	167.336	77.191	70.250	82.025	121.132	110.071	57.501	74.633	56.034	89.840	131.686
70	T	0.5390	2.1204	3.8336	4.8820	7.4636	9.0034	5.5874	4.6126	4.8701	2.8330	2.7254	2.3084	2.6509	6.5999	3.6603
	S	149.266	138.910	80.034	125.694	172.656	75.199	67.115	80.560	120.961	106.857	56.539	73.841	52.984	89.154	129.833
71	T	0.5443	2.1340	3.9007	4.9769	7.6791	8.7769	5.3547	4.4815	4.8510	2.7027	2.7095	2.3425	2.5524	6.5274	3.6556
	S	147.813	138.025	78.657	123.297	167.811	77.139	70.032	82.917	121.437	112.009	56.871	72.766	55.028	90.144	130.000
72	T	0.5436	2.1240	3.8241	4.8742	7.4243	8.8827	5.4523	4.6081	4.9082	2.7702	2.6569	2.3085	2.5804	6.5797	3.6170
	S	148.003	138.675	80.233	125.895	173.570	76.221	68.778	80.639	120.022	109.280	57.997	73.838	54.431	89.428	131.387
73	T	0.5396	2.1756	3.9984	4.9392	7.4861	8.9773	5.4386	4.5385	4.8438	2.7595	2.6914	2.2688	2.5639	6.5080	3.6149
	S	149.100	135.386	76.735	124.238	172.137	75.417	68.952	81.875	121.618	109.704	57.253	75.130	54.782	90.413	131.463
74	T	0.5414	2.0924	3.8824	4.9863	7.7156	8.6441	5.2283	4.5129	4.8691	2.6851	2.6136	2.2291	2.5479	6.5996	3.6643
	S	148.605	140.769	79.028	123.064	167.017	78.325	71.725	82.340	120.986	112.743	58.957	76.468	55.126	89.158	129.691
75	T	0.5460	2.1320	3.9745	5.0010	7.7294	8.7680	5.3158	4.5180	4.8465	2.7446	2.6223	2.2974	2.5242	6.5123	3.6495
	S	147.353	138.155	77.197	122.703	166.719	77.218	70.544	82.247	121.550	110.299	58.762	74.195	55.643	90.353	130.217
76	T	0.5447	2.1113	3.9337	5.0035	7.7021	8.6756	5.2424	4.5488	4.8679	2.7460	2.5993	2.2776	2.5535	6.5386	3.6591
	S	147.704	139.509	77.997	122.641	167.310	78.040	71.532	81.690	121.015	110.243	59.282	74.840	55.005	89.990	129.875

**Event:** Honda Indy Toronto  
**Track:** Streets of Toronto  
**Report:** Section Data Report  
**Session:** Race

**Round 10**  
**1.786 mile(s)**

**NTT INDYCAR SERIES**  
**July 16, 2023**



**Section Data for Car 8 - Ericsson, Marcus**

Lap	T/Slap	PI to PO	PO to I8	SF to PI
58	T	63.1647		
	S	101.791		
59	T	63.0611		
	S	101.958		
60	T	63.1778		
	S	101.770		
61	T	63.1392		
	S	101.832		
62	T	63.2642		
	S	101.631		
63	T	64.0603		
	S	100.368		
64	T	63.4662		
	S	101.307		
65	T	62.9842		
	S	102.083		
66	T	62.9744		
	S	102.099		
67	T	62.9419		
	S	102.151		
68	T	63.4197		
	S	101.382		
69	T	63.1172		
	S	101.868		
70	T	63.6900		
	S	100.951		
71	T	63.1892		
	S	101.752		
72	T	63.1542		
	S	101.808		
73	T	63.3436		
	S	101.504		
74	T	62.8121		
	S	102.362		
75	T	63.1815		
	S	101.764		
76	T	63.0041		
	S	102.051		

Event: Honda Indy Toronto  
Track: Streets of Toronto  
Report: Section Data Report  
Session: Race

Round 10  
1.786 mile(s)  
NTT INDYCAR SERIES  
July 16, 2023



Section Data for Car 8 - Ericsson, Marcus

Lap	T/SF to I1	I1 to I2	I2 to I3A	I3A to I3	I3 to I4	I4 to I5	I5 to I6A	I6A to I6	I6 to I7A	I7A to I7	I7 to I8	I8 to I9A	I9A to I9	I9 to I10	I10 to SF	
77	T	0.5446	2.1122	3.9010	5.0131	7.7150	8.7165	5.2661	4.5690	4.8814	2.7286	2.6461	2.2924	2.4976	6.5658	3.6526
	S	147.731	139.450	78.651	122.407	167.030	77.674	71.210	81.329	120.681	110.946	58.233	74.356	56.236	89.617	130.107
78	T	0.5435	2.1135	3.8782	4.9835	7.6917	8.7099	5.3169	4.5411	4.8746	2.7310	2.6321	2.3026	2.4829	6.4537	3.5968
	S	148.030	139.364	79.114	123.134	167.536	77.733	70.530	81.828	120.849	110.849	58.543	74.027	56.569	91.174	132.125
79	T	0.5386	2.1175	3.9375	4.9955	7.6651	8.8423	5.2626	4.6584	4.9305	2.7588	2.6543	2.3151	2.5881	6.6632	3.6552
	S	149.377	139.101	77.922	122.838	168.117	76.569	71.258	79.768	119.479	109.732	58.053	73.627	54.269	88.307	130.014
80	T	0.5443	2.1515	3.9019	4.9209	7.5912	8.8211	5.4179	4.7352	4.9279	2.8756	2.7389	2.3164	2.5684	6.6621	3.6379
	S	147.813	136.902	78.633	124.700	169.754	76.753	69.215	78.474	119.542	105.274	56.260	73.586	54.686	88.322	130.632
81	T	0.5404	2.1110	3.9641	5.0141	7.6402	9.0530	5.4497	4.6688	4.9464	2.9121	2.7312	2.3375	2.5971	6.5816	3.6107
	S	148.880	139.529	77.399	122.382	168.665	74.787	68.811	79.590	119.095	103.955	56.419	72.922	54.081	89.402	131.616
82	T	0.5379	2.1421	4.0301	4.9528	7.4531	9.3180	5.4768	4.7282	4.9412	2.8013	2.7283	2.3019	2.6246	6.6471	3.6160
	S	149.572	137.503	76.132	123.897	172.899	72.660	68.471	78.590	119.220	108.067	56.479	74.050	53.515	88.521	131.423
83	T	0.5368	2.1447	4.1383	5.0819	7.5874	9.4216	5.6713	4.6716	4.9332	2.8219	2.7272	2.3607	2.6528	6.6928	3.6216
	S	149.878	137.336	74.141	120.749	169.839	71.861	66.122	79.543	119.414	107.278	56.502	72.205	52.946	87.917	131.220
84	T	0.5399	2.1863	4.0899	4.9856	7.4745	8.9937	5.4800	4.8367	4.9931	2.8659	2.7717				
	S	149.017	134.723	75.019	123.082	172.404	75.280	68.431	76.827	117.981	105.631	55.594				
85	T	0.6094	2.4492	4.5489	5.3195	7.7219	9.3049	5.5319	4.6919	4.9353	2.8688	2.7845	2.4534	2.7270	6.7965	3.6906
	S	132.023	120.262	67.449	115.356	166.881	72.762	67.789	79.198	119.363	105.524	55.339	69.477	51.505	86.575	128.767
86	T	0.6132	3.1500	5.5686	9.4022											
	S	131.204	93.506	55.098	65.265											

**Event:** Honda Indy Toronto  
**Track:** Streets of Toronto  
**Report:** Section Data Report  
**Session:** Race

**Round 10**  
**1.786 mile(s)**

**NTT INDYCAR SERIES**  
**July 16, 2023**



**Section Data for Car 8 - Ericsson, Marcus**

Lap	T/SLap	PI to PO	PO to I8	SF to PI
77	T	63.1020		
	S	101.892		
78	T	62.8520		
	S	102.297		
79	T	63.5827		
	S	101.122		
80	T	63.8112		
	S	100.760		
81	T	64.1579		
	S	100.215		
82	T	64.2994		
	S	99.995		
83	T	65.0638		
	S	98.820		
84	T	80.8425	22.9625	56.3281
	S	79.532	30.197	98.155
85	T	66.4337		
	S	96.782		
86	T			
	S			

**Event:** Honda Indy Toronto  
**Track:** Streets of Toronto  
**Report:** Section Data Report  
**Session:** Race

**Round 10**  
**1.786 mile(s)**

**NTT INDYCAR SERIES**  
**July 16, 2023**



**Section Data for Car 9 - Dixon, Scott**

Lap	T/SF to I1	I1 to I2	I2 to I3A	I3A to I3	I3 to I4	I4 to I5	I5 to I6A	I6A to I6	I6 to I7A	I7A to I7	I7 to I8	I8 to I9A	I9A to I9	I9 to I10	I10 to SF	
1	T	0.5681	2.3527	4.7215	5.1569	8.0229	13.3407	7.9533	6.8495	7.3009	4.3283	3.2401	3.0984	3.4305	9.6323	7.0827
	S	141.620	125.195	64.983	118.993	160.620	50.750	47.150	54.251	80.687	69.941	47.557	55.014	40.943	61.087	67.097
2	T	1.3665	6.2455			19.7980	13.7468	8.5985	7.5226	8.2703	6.1153	3.3634	3.4210	4.4082	12.2162	6.1311
	S	58.876	47.161			65.089	49.251	43.612	49.397	71.230	49.503	45.814	49.826	31.862	48.166	77.511
3	T	0.9230	5.8189			18.4131	11.6194	6.1892	5.9043	8.5360	4.8903	3.6960	4.5127	3.4698	10.5680	7.6684
	S	87.166	50.619			69.985	58.269	60.589	62.936	69.013	61.904	41.691	37.772	40.479	55.678	61.972
4	T	1.6171	6.5283			16.4645	10.7528	6.1342	6.1945	10.9771	4.6242	3.6007	3.6770	3.5702	10.3120	8.5166
	S	49.752	45.118			78.268	62.965	61.133	59.987	53.665	65.466	42.795	46.357	39.341	57.061	55.800
5	T	1.6772	5.6781			17.4243	11.0936	6.1716	5.4748	8.0736	5.0591	3.5220	4.1014	3.7728	10.0524	6.4928
	S	47.970	51.874			73.956	61.030	60.762	67.873	72.965	59.838	43.751	41.560	37.228	58.534	73.193
6	T	1.2588	5.0293			11.8924	11.1358	6.1817	6.8938	7.8650	5.1871	3.5941	2.6266	3.2481	9.3318	7.2059
	S	63.914	58.566			108.358	60.799	60.663	53.902	74.900	58.362	42.873	64.896	43.242	63.054	65.950
7	T	1.4149	6.2505			12.9926	9.8946	6.0988	7.3114	9.3371	4.4725	3.0396	2.9339	3.4511	9.4235	8.9962
	S	56.862	47.124			99.182	68.426	61.488	50.823	63.091	67.686	50.694	58.098	40.698	62.441	52.825
8	T	1.9768	5.0259			12.0870	9.7927	5.7254	7.3154	7.5117	4.7178	3.4549	2.6650	3.0885	9.8911	7.3698
	S	40.699	58.606			106.613	69.138	65.498	50.796	78.423	64.167	44.601	63.960	45.477	59.489	64.483
9	T	0.7580	2.7917	6.5443	6.4105	11.6090	12.9996	8.3647	7.4232	11.1524	5.4320	3.3312	4.2086	4.2932	7.5878	3.7927
	S	106.141	105.508	46.883	95.724	111.003	52.082	44.831	50.058	52.822	55.730	46.257	40.501	32.716	77.547	125.301
10	T	0.5540	2.2382	4.1431	4.9721	7.6511	9.3886	5.6617	4.5433	4.7626	2.7970	2.7416	2.2827	2.6738	6.7836	3.7016
	S	145.225	131.599	74.055	123.416	168.425	72.114	66.235	81.789	123.691	108.233	56.205	74.672	52.530	86.740	128.384
11	T	0.5488	2.1361	3.9684	4.8507	7.4414	8.8934	5.3406	4.6023	4.7109	2.7808	2.7168	2.2207	2.6361	6.6197	3.6373
	S	146.601	137.889	77.315	126.505	173.171	76.129	70.217	80.740	125.048	108.863	56.718	76.757	53.281	88.888	130.654
12	T	0.5429	2.1189	3.9059	4.8429	7.6475	8.5004	5.2027	4.4660	4.7093	2.7114	2.7278	2.2638	2.5797	6.5636	3.6564
	S	148.194	139.009	78.552	126.708	168.504	79.649	72.078	83.204	125.091	111.650	56.489	75.296	54.446	89.647	129.971
13	T	0.5453	2.1628	3.8280	4.9232	7.6607	8.4122	5.1809	4.4543	4.7127	2.8191	2.7455	2.1798	2.5868	6.5367	3.6449
	S	147.542	136.187	80.151	124.642	168.214	80.484	72.381	83.423	125.001	107.384	56.125	78.197	54.297	90.016	130.381
14	T	0.5438	2.1506	3.8175	4.9166	7.6997	8.3425	5.1279	4.4880	4.6930	2.8183	2.7086	2.1695	2.5663	6.5393	3.6692
	S	147.949	136.960	80.371	124.809	167.362	81.156	73.129	82.797	125.525	107.415	56.890	78.569	54.730	89.980	129.518
15	T	0.5475	2.1157	3.7854	4.9017	7.6977	8.2929	5.1267	4.4799	4.6688	2.7641	2.6764	2.1663	2.5967	6.5459	3.6505
	S	146.949	139.219	81.053	125.188	167.405	81.642	73.146	82.946	126.176	109.521	57.574	78.685	54.090	89.890	130.181
16	T	0.5453	2.1115	3.8248	4.9360	7.6997	8.3347	5.0971	4.4942	4.7054	2.7310	2.6341	2.1962	2.6111	6.6131	3.6706
	S	147.542	139.496	80.218	124.319	167.362	81.232	73.571	82.682	125.195	110.849	58.499	77.613	53.791	88.976	129.469
17	T	0.5485	2.1454	3.8501	4.9163	7.6964	8.3684	5.1907	4.5989	4.7354	2.7309	2.6592	2.2141	2.6600	6.6928	3.6839
	S	146.681	137.292	79.691	124.817	167.434	80.905	72.245	80.800	124.402	110.853	57.946	76.986	52.802	87.917	129.001
18	T	0.5487	2.1493	3.9062	4.9369	7.7129	8.4401	5.1610	4.5177	4.7597	2.7694	2.6233	2.1737	2.6561	6.6505	3.6815
	S	146.628	137.043	78.546	124.296	167.075	80.218	72.660	82.252	123.766	109.312	58.739	78.417	52.880	88.476	129.085
19	T	0.5487	2.1569	3.8926	4.9489	7.6975	8.4329	5.2290	4.5771	4.7598	2.8068	2.6561	2.2087	2.6887	6.6181	3.6708
	S	146.628	136.560	78.821	123.994	167.410	80.286	71.715	81.185	123.764	107.855	58.014	77.174	52.239	88.909	129.461

**Event:** Honda Indy Toronto  
**Track:** Streets of Toronto  
**Report:** Section Data Report  
**Session:** Race

**Round 10**  
**1.786 mile(s)**

**NTT INDYCAR SERIES**  
**July 16, 2023**



**Section Data for Car 9 - Dixon, Scott**

Lap	T/Slap	PI to PO	PO to I8	SF to PI
1	T	87.0788		87.2392
	S	73.837		63.376
2	T	125.6438		
	S	51.173		
3	T	115.7515		
	S	55.547		
4	T	112.0068		
	S	57.404		
5	T	107.6957		
	S	59.702		
6	T	106.6957		
	S	60.261		
7	T	107.9745		
	S	59.547		
8	T	102.8728		
	S	62.500		
9	T	96.6989		
	S	66.491		
10	T	64.8950		
	S	99.077		
11	T	63.1040		
	S	101.889		
12	T	62.4392		
	S	102.974		
13	T	62.3929		
	S	103.050		
14	T	62.2508		
	S	103.285		
15	T	62.0162		
	S	103.676		
16	T	62.2048		
	S	103.362		
17	T	62.6910		
	S	102.560		
18	T	62.6870		
	S	102.567		
19	T	62.8926		
	S	102.231		

Event: Honda Indy Toronto  
 Track: Streets of Toronto  
 Report: Section Data Report  
 Session: Race

Round 10  
 1.786 mile(s)  
 NTT INDYCAR SERIES  
 July 16, 2023



Section Data for Car 9 - Dixon, Scott

Lap	T/SF to I1	I1 to I2	I2 to I3A	I3A to I3	I3 to I4	I4 to I5	I5 to I6A	I6A to I6	I6 to I7A	I7A to I7	I7 to I8	I8 to I9A	I9A to I9	I9 to I10	I10 to SF	
20	T	0.5473	2.1340	3.8717	4.9542	7.6949	8.4391	5.2400	4.5628	4.7496	2.7808	2.6461	2.2046	2.5926	6.6368	3.7105
	S	147.003	138.025	79.246	123.862	167.466	80.227	71.565	81.439	124.030	108.863	58.233	77.318	54.175	88.659	128.076
21	T	0.5487	2.1330	3.8697	4.9017	7.6568	8.4089	5.1774	4.5477	4.7620	2.7327	2.6511	2.2097	2.5769	6.6692	3.6854
	S	146.628	138.090	79.287	125.188	168.300	80.515	72.430	81.710	123.707	110.780	58.123	77.139	54.505	88.228	128.949
22	T	0.5484	2.1078	3.8408	4.9255	7.6869	8.4537	5.1947	4.4920	4.7270	2.7422	2.6257	2.1906	2.6089	6.6108	3.6805
	S	146.708	139.741	79.884	124.584	167.641	80.089	72.189	82.723	124.623	110.396	58.686	77.812	53.837	89.007	129.120
23	T	0.5467	2.1033	3.8908	4.8272	7.6063	8.3858	5.1596	4.4787	4.7291	2.7100	2.5918	2.1882	2.5544	6.5508	3.6944
	S	147.164	140.040	78.857	127.121	169.417	80.737	72.680	82.968	124.567	111.707	59.453	77.897	54.985	89.822	128.634
24	T	0.5470	2.1024	3.8840	4.8956	7.6593	8.4052	5.2192	4.5799	4.7553	2.7105	2.6192	2.1860	2.6372	6.5905	3.6872
	S	147.083	140.100	78.995	125.344	168.245	80.551	71.850	81.135	123.881	111.687	58.831	77.976	53.259	89.281	128.886
25	T	0.5471	2.0972	3.8504	4.9192	7.6634	8.4752	5.2053	4.5351	4.7307	2.6446	2.6362	2.2159	2.6664	6.6055	3.7036
	S	147.056	140.447	79.685	124.743	168.155	79.885	72.042	81.937	124.525	114.470	58.452	76.923	52.676	89.079	128.315
26	T	0.5471	2.0935	3.8824	4.8712	7.6273	8.4424	5.1779	4.5367	4.7460	2.6773	2.6308	2.2025	2.6205	6.6548	3.6737
	S	147.056	140.695	79.028	125.972	168.951	80.196	72.423	81.908	124.124	113.072	58.572	77.391	53.598	88.419	129.359
27	T	0.5454	2.1379	3.9236	4.8964	7.6233	8.5199	5.2957	4.5620	4.7555	2.6845	2.6682	2.2342	2.6173	6.6398	3.7317
	S	147.515	137.773	78.198	125.324	169.039	79.466	70.812	81.454	123.876	112.769	57.751	76.293	53.664	88.618	127.349
28	T	0.5503	2.1116	3.8706	4.8964	7.6500	8.4434	5.1556	4.5448	4.7376	2.7021	2.6739	2.2174	2.6061	6.5999	3.6665
	S	146.201	139.489	79.269	125.324	168.449	80.186	72.736	81.762	124.344	112.034	57.628	76.871	53.895	89.154	129.613
29	T	0.5456	2.0994	3.8649	4.9329	7.6373	8.5188	5.2568	4.5371	4.7655	2.7230	2.6488	2.2131	2.6471	6.5758	3.6689
	S	147.461	140.300	79.386	124.397	168.729	79.477	71.336	81.901	123.616	111.174	58.174	77.021	53.060	89.481	129.529
30	T	0.5466	2.0908	3.8285	4.9041	7.6314	8.5748	5.2095	4.7002	4.8010	2.7443	2.6656	2.2647	2.6047	6.7506	3.7032
	S	147.191	140.877	80.141	125.127	168.860	78.958	71.984	79.059	122.702	110.311	57.807	75.266	53.924	87.164	128.329
31	T	0.5485	2.1099	3.9280	4.9823	7.6481	8.6735	5.2545	4.6072	4.8104	2.6935	2.6798	2.3040	2.7195	6.7387	3.6337
	S	146.681	139.602	78.111	123.163	168.491	78.059	71.367	80.654	122.462	112.392	57.501	73.982	51.647	87.318	130.783
32	T	0.5380	2.0830	3.9172	4.9661	7.6606	8.6941	5.2438	4.5972	4.8313	2.7377	2.6694	2.2446	2.6097	6.6976	3.6968
	S	149.544	141.404	78.326	123.565	168.216	77.874	71.513	80.830	121.932	110.577	57.725	75.940	53.820	87.854	128.551
33	T	0.5472	2.1232	3.9429	4.9721	7.6532	8.6241	5.2916	4.6162	4.7911	2.7521	2.6880	2.2476	2.6230	6.5756	3.6461
	S	147.030	138.727	77.815	123.416	168.379	78.506	70.867	80.497	122.955	109.999	57.325	75.838	53.547	89.484	130.339
34	T	0.5366	2.1004	3.9567	4.9964	7.6478	8.5866	5.3045	4.6175	4.7939	2.8190	2.6944	2.2984	2.6680	6.6748	3.7092
	S	149.934	140.233	77.544	122.816	168.498	78.849	70.695	80.474	122.883	107.388	57.189	74.162	52.644	88.154	128.121
35	T	0.5452	2.1287	3.9693	5.0355	7.6348	8.7395	5.3287	4.6210	4.8710	2.7375	2.6936	2.2822	2.6276	6.7478	3.6617
	S	147.569	138.369	77.298	121.862	168.785	77.470	70.374	80.414	120.938	110.585	57.206	74.689	53.454	87.200	129.783
36	T	0.5350	2.1243	3.9452	4.9382	7.5755	8.9270	5.4704	4.7419	4.9262	2.7456	2.7475	2.3147	2.5424	6.6062	3.6260
	S	150.382	138.655	77.770	124.263	170.106	75.842	68.551	78.363	119.583	110.259	56.084	73.640	55.245	89.069	131.061
37	T	0.5339	2.0751	3.9473	4.9594	7.5968	8.9422	5.3105	4.6681	4.9332	2.7538	2.6743				
	S	150.692	141.943	77.729	123.732	169.629	75.714	70.615	79.602	119.414	109.931	57.619				
38	T	0.6137	2.4165	4.1908	5.0346	7.5548	9.2157	5.6110	4.6641	4.8132	3.1076	2.7996	2.3198	2.7183	6.8064	3.7527
	S	131.098	121.889	73.212	121.884	170.572	73.467	66.833	79.670	122.391	97.415	55.040	73.478	51.670	86.449	126.636

**Event:** Honda Indy Toronto  
**Track:** Streets of Toronto  
**Report:** Section Data Report  
**Session:** Race

**Round 10**  
**1.786 mile(s)**

**NTT INDYCAR SERIES**  
**July 16, 2023**



**Section Data for Car 9 - Dixon, Scott**

Lap	T/Slap	PI to PO	PO to I8	SF to PI
20	T	62.7650		
	S	102.439		
21	T	62.5309		
	S	102.823		
22	T	62.4355		
	S	102.980		
23	T	62.0171		
	S	103.675		
24	T	62.4785		
	S	102.909		
25	T	62.4958		
	S	102.881		
26	T	62.3841		
	S	103.065		
27	T	62.8354		
	S	102.324		
28	T	62.4262		
	S	102.995		
29	T	62.6350		
	S	102.652		
30	T	63.0200		
	S	102.025		
31	T	63.3316		
	S	101.523		
32	T	63.1871		
	S	101.755		
33	T	63.0940		
	S	101.905		
34	T	63.4042		
	S	101.407		
35	T	63.6241		
	S	101.056		
36	T	63.7661		
	S	100.831		
37	T	85.9257	28.7733	55.6493
	S	74.827	24.099	99.352
38	T	65.6188		
	S	97.984		

**Event:** Honda Indy Toronto  
**Track:** Streets of Toronto  
**Report:** Section Data Report  
**Session:** Race

**Round 10**  
**1.786 mile(s)**

**NTT INDYCAR SERIES**  
**July 16, 2023**



**Section Data for Car 9 - Dixon, Scott**

Lap	T/SF to I1	I1 to I2	I2 to I3A	I3A to I3	I3 to I4	I4 to I5	I5 to I6A	I6A to I6	I6 to I7A	I7A to I7	I7 to I8	I8 to I9A	I9A to I9	I9 to I10	I10 to SF	
39	T	0.5553	2.1674	3.9930	4.9482	7.6981	8.5904	5.2507	4.5996	4.7584	2.7864	2.6791	2.2363	2.5758	6.6285	3.7223
	S	144.885	135.898	76.839	124.012	167.397	78.814	71.419	80.788	123.800	108.645	57.516	76.222	54.529	88.770	127.670
40	T	0.5534	2.1456	3.9269	5.0126	7.6935	8.5697	5.2883	4.5977	4.7121	2.7137	2.6711	2.2028	2.5579	6.5460	3.7016
	S	145.382	137.279	78.132	122.419	167.497	79.005	70.911	80.821	125.017	111.555	57.688	77.381	54.910	89.888	128.384
41	T	0.5521	2.1103	3.8649	4.9277	7.6957	8.4303	5.1429	4.6190	4.7777	2.7448	2.6999	2.2155	2.6288	6.5513	3.6893
	S	145.725	139.575	79.386	124.528	167.449	80.311	72.916	80.448	123.300	110.291	57.073	76.937	53.429	89.816	128.812
42	T	0.5489	2.1238	3.8993	4.9219	9.7968	10.3357	6.3503	6.5454	6.1937	3.7782	3.0233	2.6923	3.5352	10.1029	5.1009
	S	146.574	138.688	78.685	124.675	131.536	65.506	59.052	56.771	95.111	80.125	50.968	63.312	39.730	58.242	93.165
43	T	0.9391	3.7230	4.4819	5.7000	11.9353	12.0615	7.9235	7.4643	9.9259	6.6291	4.5134	3.8619	5.9601	13.6972	7.1161
	S	85.672	79.115	68.457	107.656	107.968	56.133	47.328	49.782	59.349	45.666	34.141	44.137	23.566	42.958	66.782
44	T	1.2696	5.0995	5.4631	7.8530	16.5596	10.7023	5.7632	6.2514	10.0873	5.7936	3.1702	2.4989	3.2336	9.2030	8.0338
	S	63.370	57.760	56.162	78.140	77.818	63.262	65.068	59.441	58.399	52.252	48.606	68.212	43.436	63.937	59.153
45	T	0.8394	3.0804	5.8443	9.1374	13.7315	11.0587	6.9569	7.1160	8.3157	4.4231	3.4011	3.5487	4.4590	7.8932	3.8426
	S	95.848	95.619	52.499	67.157	93.845	61.223	53.903	52.219	70.841	68.442	45.306	48.033	31.499	74.546	123.673
46	T	0.5567	2.3091	4.6140	7.4245	14.5762	9.9007	6.0471	5.4727	5.7532	3.8943	3.2660	2.7790	3.1341	10.3528	6.3248
	S	144.520	127.559	66.497	82.650	88.407	68.384	62.013	67.899	102.394	77.736	47.180	61.337	44.815	56.836	75.137
47	T	0.7785	2.7665	4.6109	9.8143	15.4262	12.0855	8.3284	7.7936	10.7295	6.0335	3.5698	3.2320	4.3528	15.2791	7.0531
	S	103.346	106.469	66.542	62.525	83.536	56.021	45.027	47.679	54.904	50.174	43.165	52.740	32.268	38.511	67.378
48	T	0.7494	3.5589	5.3422	6.9866	13.5691	10.2145	6.4436	6.2563	9.5083	4.2063	3.6265	2.7854	4.3934	12.2709	8.4404
	S	107.359	82.763	57.433	87.830	94.968	66.283	58.197	59.395	61.955	71.970	42.490	61.196	31.969	47.952	56.304
49	T	1.5373	3.9793	4.7118	7.6435	12.6333	11.0327	6.3709	8.6903	7.5559	4.5465	3.0767	2.6235	3.1869	8.9496	7.4277
	S	52.335	74.019	65.117	80.282	102.003	61.367	58.861	42.759	77.964	66.585	50.083	64.972	44.072	65.747	63.980
50	T	1.3154	4.3120	5.5715	7.6875	11.8441	11.2293	7.9506	7.2426	7.6778	6.1103	3.7426	2.9728	3.3749	10.9295	5.1617
	S	61.164	68.308	55.069	79.823	108.800	60.293	47.166	51.306	76.727	49.544	41.172	57.338	41.617	53.837	92.068
51	T	1.4375	3.8156	5.2159	7.5107	11.7931	11.6881	8.1037	6.5004	8.8213	5.6546	3.5631	3.4997	4.1754	9.1260	3.8241
	S	55.968	77.195	58.824	81.702	109.270	57.926	46.275	57.164	66.781	53.536	43.246	48.705	33.639	64.476	124.272
52	T	0.5552	2.2036	4.3803	5.0812	7.7328	9.1389	5.5749	4.6827	4.8007	2.8964	2.8448	2.3121	2.7619	7.0169	3.6935
	S	144.911	133.666	70.045	120.766	166.646	74.084	67.266	79.354	122.709	104.518	54.166	73.723	50.854	83.856	128.666
53	T	0.5437	2.1416	4.1012	5.0103	7.6842	8.7829	5.4053	4.6166	4.7894	2.8359	2.7891	2.3175	2.7275	6.7594	3.6691
	S	147.976	137.535	74.812	122.475	167.699	77.087	69.376	80.490	122.999	106.748	55.248	73.551	51.496	87.050	129.521
54	T	0.5420	2.1193	3.9990	4.9281	7.6339	8.7550	5.4120	4.5413	4.7718	2.7576	2.7280	2.2833	2.6388	6.6955	3.6696
	S	148.440	138.982	76.724	124.518	168.804	77.332	69.290	81.825	123.453	109.779	56.485	74.653	53.227	87.881	129.504
55	T	0.5443	2.1130	3.9562	4.9207	7.6549	8.5940	5.3047	4.6399	4.7596	2.7777	2.6748	2.2346	2.5958	6.5628	3.6905
	S	147.813	139.397	77.554	124.705	168.341	78.781	70.692	80.086	123.769	108.985	57.608	76.280	54.108	89.658	128.770
56	T	0.5488	2.1239	3.9794	4.9123	7.6554	8.5132	5.2756	4.5239	4.7940	2.7900	2.6490	2.2067	2.5594	6.6792	3.6330
	S	146.601	138.681	77.102	124.918	168.330	79.529	71.082	82.140	122.881	108.504	58.169	77.244	54.878	88.096	130.808
57	T	0.5420	2.0945	3.8797	4.9445	7.6619	8.6214	5.1935	4.5826	4.8157	2.7194	2.6559	2.2331	2.5766	6.6950	3.6810
	S	148.440	140.628	79.083	124.105	168.188	78.531	72.206	81.087	122.327	111.321	58.018	76.331	54.512	87.888	129.103

**Event:** Honda Indy Toronto  
**Track:** Streets of Toronto  
**Report:** Section Data Report  
**Session:** Race

**Round 10**  
**1.786 mile(s)**

**NTT INDYCAR SERIES**  
**July 16, 2023**



**Section Data for Car 9 - Dixon, Scott**

Lap	T/Slap	PI to PO	PO to I8	SF to PI
39	T	63.1895		
	S	101.751		
40	T	62.8929		
	S	102.231		
41	T	62.6502		
	S	102.627		
42	T	78.9486		
	S	81.440		
43	T	105.9323		
	S	60.695		
44	T	100.9821		
	S	63.671		
45	T	93.6480		
	S	68.657		
46	T	86.4052		
	S	74.412		
47	T	111.8537		
	S	57.482		
48	T	98.3518		
	S	65.373		
49	T	93.9659		
	S	68.425		
50	T	97.1226		
	S	66.201		
51	T	94.7292		
	S	67.873		
52	T	65.6759		
	S	97.899		
53	T	64.1737		
	S	100.191		
54	T	63.4752		
	S	101.293		
55	T	63.0235		
	S	102.019		
56	T	62.8438		
	S	102.311		
57	T	62.8968		
	S	102.225		

Event: **Honda Indy Toronto**  
Track: **Streets of Toronto**  
Report: **Section Data Report**  
Session: **Race**

**Round 10**  
**1.786 mile(s)**

**NTT INDYCAR SERIES**  
**July 16, 2023**



**Section Data for Car 9 - Dixon, Scott**

Lap	T/SF to I1	I1 to I2	I2 to I3A	I3A to I3	I3 to I4	I4 to I5	I5 to I6A	I6A to I6	I6 to I7A	I7A to I7	I7 to I8	I8 to I9A	I9A to I9	I9 to I10	I10 to SF	
58	T	0.5480	2.0951	3.9449	4.9787	7.6708	8.7708	5.2415	4.6600	4.8464	2.8274	2.7018	2.2406	2.6468	6.6796	3.7042
	S	146.815	140.588	77.776	123.252	167.992	77.193	71.544	79.741	121.552	107.069	57.033	76.075	53.066	88.090	128.294
59	T	0.5495	2.1276	4.0022	5.0123	7.6811	8.7036	5.1897	4.6298	4.8202	2.7682	2.6973	2.2541	2.6301	6.7111	3.6712
	S	146.414	138.440	76.662	122.426	167.767	77.789	72.259	80.261	122.213	109.359	57.128	75.620	53.403	87.677	129.447
60	T	0.5456	2.1222	3.9786	5.0100	7.6590	8.7838	5.2132	4.6639	4.8458	2.7122	2.6691	2.2725	2.7141	6.7218	3.7160
	S	147.461	138.793	77.117	122.482	168.251	77.079	71.933	79.674	121.567	111.617	57.731	75.008	51.750	87.537	127.887
61	T	0.5502	2.1287	3.9697	4.9971	7.6507	8.7675	5.2857	4.7295	4.9248	2.7796	2.6771	2.3176	2.6103	6.7026	3.6453
	S	146.228	138.369	77.290	122.798	168.434	77.222	70.946	78.569	119.617	108.910	57.559	73.548	53.808	87.788	130.367
62	T	0.5405	2.1247	3.9321	4.9773	7.6343	8.9604	5.2752	4.6491	4.9051	2.7002	2.6288				
	S	148.852	138.629	78.029	123.287	168.796	75.560	71.087	79.927	120.098	112.113	58.616				
63	T	0.6019	2.4009	4.2441	4.9777	7.6470	8.5205	5.1793	4.5090	4.7374	2.7086	2.6125	2.1916	2.5414	6.6931	3.6565
	S	133.668	122.681	72.293	123.277	168.515	79.461	72.404	82.411	124.349	111.765	58.982	77.776	55.267	87.913	129.968
64	T	0.5442	2.1057	3.8942	4.8854	7.6785	8.3366	5.1041	4.4517	4.6639	2.6534	2.6114	2.2068	2.5463	6.5343	3.6434
	S	147.840	139.880	78.789	125.606	167.824	81.214	73.470	83.472	126.309	114.090	59.007	77.241	55.160	90.049	130.435
65	T	0.5467	2.1292	3.8620	4.9222	7.7166	8.2769	5.1115	4.4584	4.6871	2.7002	2.5893	2.1599	2.5651	6.5074	3.6615
	S	147.164	138.336	79.445	124.667	166.995	81.799	73.364	83.346	125.683	112.113	59.511	78.918	54.756	90.422	129.790
66	T	0.5465	2.1141	3.8763	4.9895	7.7035	8.4115	5.1103	4.4894	4.7363	2.6850	2.6618	2.1999	2.5479	6.5976	3.6503
	S	147.218	139.324	79.152	122.986	167.279	80.490	73.381	82.771	124.378	112.748	57.890	77.483	55.126	89.185	130.189
67	T	0.5441	2.1083	3.8462	4.8227	7.4026	8.6227	5.1691	4.5537	4.7928	2.7210	2.6202	2.2005	2.5834	6.5487	3.6811
	S	147.867	139.708	79.772	127.239	174.079	78.519	72.546	81.602	122.912	111.256	58.809	77.462	54.368	89.851	129.099
68	T	0.5450	2.1301	3.8606	4.8758	7.5910	8.5856	5.2661	4.5837	4.8013	2.8380	2.6549	2.2264	2.6169	6.6644	3.6976
	S	147.623	138.278	79.474	125.853	169.758	78.858	71.210	81.068	122.694	106.669	58.040	76.561	53.672	88.291	128.523
69	T	0.5494	2.1243	3.8819	4.9406	7.5944	8.8061	5.3858	4.6763	4.7467	2.9453	2.8297	2.2318	2.6520	6.7598	3.7115
	S	146.441	138.655	79.038	124.203	169.682	76.884	69.628	79.463	124.105	102.783	54.455	76.375	52.962	87.045	128.042
70	T	0.5461	2.1480	3.9262	4.8737	7.5289	8.9460	5.3491	4.6308	4.8081	2.9350	3.0803	2.3323	2.6335	6.6839	3.6912
	S	147.326	137.125	78.146	125.908	171.159	75.681	70.105	80.243	122.521	103.144	50.025	73.084	53.334	88.034	128.746
71	T	0.5470	2.1266	3.8699	4.9266	7.6699	8.3659	5.1047	4.5425	4.7987	2.7052	2.6098	2.1675	2.6055	6.5797	3.6922
	S	147.083	138.505	79.283	124.556	168.012	80.929	73.462	81.803	122.761	111.906	59.043	78.641	53.907	89.428	128.711
72	T	0.5480	2.1202	3.8425	4.9553	7.6572	8.6305	5.1820	4.5373	4.7600	2.7424	2.7294	2.2095	2.6574	6.5970	3.6624
	S	146.815	138.923	79.849	123.834	168.291	78.448	72.366	81.897	123.759	110.388	56.456	77.146	52.854	89.193	129.758
73	T	0.5426	2.1101	3.9560	5.0022	7.6400	8.8074	5.2729	4.6046	4.7637	2.8053	2.7233	2.2315	2.6811	6.6604	3.6868
	S	148.276	139.588	77.558	122.673	168.670	76.872	71.118	80.700	123.662	107.913	56.582	76.386	52.387	88.344	128.900
74	T	0.5463	2.1387	3.9219	4.8385	7.4122	8.6131	5.1531	4.5495	4.7576	2.7082	2.6205	2.1891	2.6109	6.5222	3.6573
	S	147.272	137.722	78.232	126.824	173.853	78.606	72.772	81.677	123.821	111.782	58.802	77.865	53.795	90.216	129.939
75	T	0.5456	2.1156	3.8631	4.9580	7.6681	8.4936	5.2217	4.5905	4.7448	2.7990	2.6693	2.2549	2.5943	6.6382	3.6560
	S	147.461	139.225	79.423	123.767	168.052	79.712	71.816	80.948	124.155	108.156	57.727	75.593	54.140	88.640	129.986
76	T	0.5421	2.1225	3.8891	4.8559	7.4276	8.6591	5.3314	4.6464	4.8621	2.8448	2.6631	2.3048	2.6928	6.6996	3.6646
	S	148.413	138.773	78.892	126.369	173.493	78.189	70.338	79.974	121.160	106.414	57.861	73.956	52.159	87.827	129.681

**Event:** Honda Indy Toronto  
**Track:** Streets of Toronto  
**Report:** Section Data Report  
**Session:** Race

**Round 10**  
**1.786 mile(s)**

**NTT INDYCAR SERIES**  
**July 16, 2023**



**Section Data for Car 9 - Dixon, Scott**

Lap	T/Slap	PI to PO	PO to I8	SF to PI
58	T	63.5566		
	S	101.163		
59	T	63.4480		
	S	101.337		
60	T	63.6278		
	S	101.050		
61	T	63.7364		
	S	100.878		
62	T	83.6178	26.7618	53.6308
	S	76.893	25.910	103.091
63	T	63.2215		
	S	101.700		
64	T	61.8599		
	S	103.938		
65	T	61.8940		
	S	103.881		
66	T	62.3199		
	S	103.171		
67	T	62.2171		
	S	103.341		
68	T	62.9374		
	S	102.159		
69	T	63.8356		
	S	100.721		
70	T	64.1131		
	S	100.285		
71	T	62.3117		
	S	103.184		
72	T	62.8311		
	S	102.331		
73	T	63.4879		
	S	101.273		
74	T	62.2391		
	S	103.305		
75	T	62.8127		
	S	102.361		
76	T	63.2059		
	S	101.725		

Event: Honda Indy Toronto  
Track: Streets of Toronto  
Report: Section Data Report  
Session: Race

Round 10  
1.786 mile(s)  
NTT INDYCAR SERIES  
July 16, 2023



Section Data for Car 9 - Dixon, Scott

Lap	T/SF to I1	I1 to I2	I2 to I3A	I3A to I3	I3 to I4	I4 to I5	I5 to I6A	I6A to I6	I6 to I7A	I7A to I7	I7 to I8	I8 to I9A	I9A to I9	I9 to I10	I10 to SF	
77	T	0.5413	2.1184	3.9412	4.8857	7.4477	8.6995	5.1508	4.5884	4.7874	2.6339	2.6501	2.2047	2.6418	6.5150	3.6751
	S	148.632	139.041	77.849	125.598	173.025	77.826	72.804	80.985	123.050	114.935	58.145	77.314	53.166	90.316	129.310
78	T	0.5468	2.0847	3.8326	4.9461	7.6627	8.5422	5.1413	4.6079	4.7431	2.6888	2.6985	2.2328	2.6775	6.5136	3.6848
	S	147.137	141.289	80.055	124.065	168.170	79.259	72.939	80.642	124.200	112.588	57.102	76.341	52.457	90.335	128.970
79	T	0.5473	2.1024	3.8779	4.9516	7.6309	8.5433	5.2039	4.6023	4.7710	2.7348	2.6841	2.2319	2.6953	6.5521	3.6764
	S	147.003	140.100	79.120	123.927	168.871	79.249	72.061	80.740	123.473	110.694	57.409	76.372	52.111	89.805	129.264
80	T	0.5428	2.0757	3.8838	4.9121	7.5972	8.7544	5.3043	4.6781	4.8213	2.7281	2.6700	2.2439	2.6531	6.5082	3.6798
	S	148.221	141.902	78.999	124.923	169.620	77.338	70.697	79.432	122.185	110.966	57.712	75.964	52.940	90.410	129.145
81	T	0.5452	2.1315	3.8875	5.0038	7.6431	8.5645	5.2354	4.5960	4.7907	2.7320	2.6703	2.2410	2.7310	6.5432	3.6540
	S	147.569	138.187	78.924	122.634	168.601	79.053	71.628	80.851	122.966	110.808	57.705	76.062	51.430	89.927	130.057
82	T	0.5420	2.1275	3.8590	4.9431	7.6217	8.6481	5.3505	4.6948	4.8669	2.8956	2.7108	2.2851	2.6914	6.6857	3.6952
	S	148.440	138.447	79.507	124.140	169.075	78.288	70.087	79.149	121.040	104.547	56.843	74.594	52.186	88.010	128.607
83	T	0.5450	2.1268	3.8934	4.9919	7.6091	8.8987	5.7326	4.8523	4.8044	2.9589	2.8019	2.3010	2.8046	6.7715	3.7084
	S	147.623	138.492	78.805	122.926	169.355	76.084	65.415	76.580	122.615	102.311	54.995	74.078	50.080	86.895	128.149
84	T	0.5478	2.1491	3.9665	4.9715	7.6256	8.7320	5.3909	4.8127	4.8554	3.0172	2.8269	2.3862	2.9053	7.0654	3.6348
	S	146.868	137.055	77.352	123.431	168.988	77.536	69.562	77.210	121.327	100.334	54.509	71.433	48.344	83.280	130.744
85	T	0.5318	2.1558	4.0003	5.0459	7.6741	8.7445	5.2354	4.6418	4.7853	2.7619	2.7131	2.2320	2.5992	6.6641	3.6861
	S	151.287	136.629	76.699	121.611	167.920	77.425	71.628	80.053	123.104	109.608	56.795	76.369	54.038	88.295	128.924
86	T	0.5539	2.8001	4.6444	6.3139	10.1953	10.2661	6.8459	6.5852							
	S	145.251	105.191	66.062	97.188	126.395	65.950	54.777	56.428							

**Event:** Honda Indy Toronto  
**Track:** Streets of Toronto  
**Report:** Section Data Report  
**Session:** Race

**Round 10**  
**1.786 mile(s)**

**NTT INDYCAR SERIES**  
**July 16, 2023**



**Section Data for Car 9 - Dixon, Scott**

Lap	T/SLap	PI to PO	PO to I8	SF to PI
77	T	62.4810		
	S	102.905		
78	T	62.6034		
	S	102.704		
79	T	62.8052		
	S	102.374		
80	T	63.0528		
	S	101.972		
81	T	62.9692		
	S	102.107		
82	T	63.6174		
	S	101.067		
83	T	64.8005		
	S	99.221		
84	T	64.8873		
	S	99.089		
85	T	63.4713		
	S	101.299		
86	T			
	S			

**Event:** Honda Indy Toronto  
**Track:** Streets of Toronto  
**Report:** Section Data Report  
**Session:** Race

**Round 10**  
**1.786 mile(s)**

**NTT INDYCAR SERIES**  
**July 16, 2023**



**Section Data for Car 10 - Palou, Alex**

Lap	T/SF to I1	I1 to I2	I2 to I3A	I3A to I3	I3 to I4	I4 to I5	I5 to I6A	I6A to I6	I6 to I7A	I7A to I7	I7 to I8	I8 to I9A	I9A to I9	I9 to I10	I10 to SF	
1	T	0.5695	2.3035	4.7835	5.6101	9.1160	16.8091	8.1862	7.2637	8.4338	5.1458	3.4775	2.9529	3.3992	9.6288	6.2746
	S	141.272	127.869	64.141	109.381	141.360	40.279	45.809	51.157	69.849	58.830	44.311	57.724	41.320	61.109	75.738
2	T	1.4480	7.8110			23.9852	12.0592	6.4221	5.7892	9.2986	5.9741	3.4877	3.6364	3.5236	12.7792	7.8942
	S	55.563	37.709			53.726	56.143	58.392	64.187	63.353	50.673	44.181	46.875	39.861	46.044	60.200
3	T	1.7426	6.3880			19.3779	12.9201	5.9215	5.4025	6.2357	5.3003	3.5429	3.0481	3.2732	10.7409	10.0157
	S	46.169	46.109			66.500	52.402	63.329	68.781	94.471	57.115	43.493	55.922	42.910	54.782	47.448
4	T	1.7026	6.5287			16.8814	10.3230	5.8275	5.9576	8.1781	6.2500	3.5121	2.4310	2.9523	7.8853	12.3314
	S	47.254	45.115			76.335	65.586	64.350	62.373	72.033	48.436	43.874	70.117	47.575	74.621	38.538
5	T	2.0843	6.0676			20.5959	10.1636	6.1894	5.1395	7.7651	4.5924	3.2281	2.5497	2.8633	7.6732	10.5454
	S	38.600	48.544			62.568	66.615	60.587	72.301	75.864	65.919	47.734	66.853	49.053	76.684	45.065
6	T	1.2344	4.7167			17.7345	10.8663	5.6849	4.9033	6.5643	4.5012	3.2316	2.6332	2.8072	8.0682	8.6605
	S	65.177	62.447			72.663	62.307	65.964	75.784	89.742	67.255	47.683	64.733	50.034	72.929	54.873
7	T	1.8794	7.1394			19.4136	9.9449	5.7360	5.2677	7.4941	4.7904	3.1982	2.5118	2.8099	7.7406	8.6461
	S	42.809	41.256			66.378	68.080	65.377	70.541	78.607	63.195	48.181	67.862	49.986	76.016	54.964
8	T	1.9743	8.0285			14.8099	11.0887	6.3953	5.6090	6.9097	4.2666	3.2611	2.6042	2.8763	6.9986	7.2227
	S	40.751	36.687			87.012	61.057	58.637	66.249	85.256	70.953	47.251	65.454	48.832	84.075	65.796
9	T	1.2305	3.1043	4.5675	8.2975	13.4043	9.3437	5.6243	5.4262	10.7830	5.2980	3.1446	3.5568	3.6268	7.3716	3.7513
	S	65.384	94.883	67.174	73.954	96.136	72.460	66.675	68.481	54.631	57.140	49.002	47.924	38.727	79.821	126.683
10	T	0.5486	2.2960	4.2625	5.0102	7.6275	9.1698	5.9044	4.6273	4.8012	2.9955	2.9110	2.2904	2.7135	6.6920	3.6576
	S	146.654	128.286	71.981	122.477	168.946	73.834	63.512	80.304	122.697	101.061	52.934	74.421	51.761	87.927	129.929
11	T	0.5435	2.1995	4.0836	5.0010	7.5577	9.0071	6.0272	4.5918	4.7167	2.9533	2.7885	2.2259	2.5871	6.6198	3.6649
	S	148.030	133.915	75.134	122.703	170.506	75.168	62.218	80.925	124.895	102.505	55.259	76.578	54.290	88.886	129.670
12	T	0.5471	2.0858	3.8836	4.9893	7.7105	8.4231	5.2379	4.3393	4.7160	2.8261	2.7223	2.2848	2.6239	6.5674	3.6585
	S	147.056	141.215	79.004	122.990	167.127	80.380	71.594	85.634	124.913	107.118	56.603	74.604	53.529	89.595	129.897
13	T	0.5451	2.0892	3.9001	4.9699	7.7653	8.4636	5.2170	4.4360	4.7509	2.7430	2.6955	2.1945	2.5389	6.5739	3.6432
	S	147.596	140.985	78.669	123.471	165.948	79.995	71.880	83.767	123.996	110.364	57.166	77.674	55.321	89.507	130.442
14	T	0.5445	2.1509	3.8703	4.9325	7.7136	8.4715	5.2920	4.4615	4.7587	2.8163	2.6635	2.2169	2.5915	6.5304	3.6590
	S	147.759	136.941	79.275	124.407	167.060	79.920	70.862	83.288	123.792	107.491	57.853	76.889	54.198	90.103	129.879
15	T	0.5459	2.2451	3.9307	4.9567	7.6723	8.5764	5.2809	4.4391	4.7526	2.7617	2.6949	2.2024	2.6586	6.5884	3.6967
	S	147.380	131.195	78.057	123.799	167.960	78.943	71.011	83.709	123.951	109.616	57.179	77.395	52.830	89.310	128.554
16	T	0.5511	2.1391	3.9311	4.8786	7.6063	8.8035	5.4537	4.4470	4.7957	2.7892	2.6765	2.2058	2.6466	6.5179	3.6740
	S	145.989	137.696	78.049	125.781	169.417	76.906	68.761	83.560	122.837	108.536	57.572	77.276	53.070	90.276	129.349
17	T	0.5501	2.1273	3.9055	5.0102	7.8055	8.4778	5.2891	4.4769	4.7518	2.7254	2.6676	2.2247	2.5996	6.5195	3.6627
	S	146.254	138.460	78.561	122.477	165.093	79.861	70.901	83.002	123.972	111.076	57.764	76.619	54.029	90.254	129.748
18	T	0.5490	2.1492	3.9069	4.9583	7.6815	8.3927	5.2265	4.5045	4.7836	2.7260	2.7058	2.2397	2.6041	6.5330	3.6855
	S	146.547	137.049	78.532	123.759	167.758	80.671	71.750	82.493	123.148	111.052	56.948	76.106	53.936	90.067	128.945
19	T	0.5496	2.0992	3.8414	4.9558	7.6755	8.4741	5.1379	4.5159	4.7784	2.6298	2.6253	2.2329	2.5969	6.5320	3.6854
	S	146.387	140.313	79.871	123.822	167.890	79.896	72.987	82.285	123.282	115.114	58.695	76.338	54.085	90.081	128.949

**Event:** Honda Indy Toronto  
**Track:** Streets of Toronto  
**Report:** Section Data Report  
**Session:** Race

**Round 10**  
**1.786 mile(s)**

**NTT INDYCAR SERIES**  
**July 16, 2023**



**Section Data for Car 10 - Palou, Alex**

Lap	T/Slap	PI to PO	PO to I8	SF to PI
1	T	93.9542	93.1224	
	S	68.433	59.372	
2	T	127.4669		
	S	50.441		
3	T	116.9426		
	S	54.981		
4	T	112.1354		
	S	57.338		
5	T	108.3901		
	S	59.319		
6	T	104.6995		
	S	61.410		
7	T	107.8679		
	S	59.606		
8	T	104.4022		
	S	61.585		
9	T	88.5304		
	S	72.626		
10	T	65.5075		
	S	98.151		
11	T	64.5676		
	S	99.579		
12	T	62.6156		
	S	102.684		
13	T	62.5261		
	S	102.831		
14	T	62.6731		
	S	102.589		
15	T	63.0024		
	S	102.053		
16	T	63.1161		
	S	101.869		
17	T	62.7937		
	S	102.392		
18	T	62.6463		
	S	102.633		
19	T	62.3301		
	S	103.154		

**Event:** Honda Indy Toronto  
**Track:** Streets of Toronto  
**Report:** Section Data Report  
**Session:** Race

**Round 10**  
**1.786 mile(s)**

**NTT INDYCAR SERIES**  
**July 16, 2023**



**Section Data for Car 10 - Palou, Alex**

Lap	T/SF to I1	I1 to I2	I2 to I3A	I3A to I3	I3 to I4	I4 to I5	I5 to I6A	I6A to I6	I6 to I7A	I7A to I7	I7 to I8	I8 to I9A	I9A to I9	I9 to I10	I10 to SF	
20	T	0.5497	2.0783	3.8262	4.9852	7.6764	8.4097	5.0888	4.4441	4.7471	2.6675	2.6532	2.1933	2.5674	6.5038	3.6785
	S	146.361	141.724	80.189	123.092	167.870	80.508	73.691	83.614	124.095	113.487	58.077	77.716	54.707	90.472	129.191
21	T	0.5482	2.0689	3.8175	5.0089	7.7040	8.3906	5.1454	4.4486	4.7310	2.6503	2.6222	2.2432	2.5414	6.5124	3.6574
	S	146.761	142.368	80.371	122.509	167.268	80.691	72.881	83.530	124.517	114.224	58.764	75.987	55.267	90.352	129.936
22	T	0.5470	2.1048	3.8792	4.9737	7.6887	8.4751	5.1166	4.4350	4.7051	2.6663	2.6659	2.2045	2.5880	6.4899	3.6569
	S	147.083	139.940	79.093	123.376	167.601	79.886	73.291	83.786	125.203	113.538	57.801	77.321	54.271	90.665	129.954
23	T	0.5459	2.0982	3.8824	4.9885	7.7095	8.3855	5.1050	4.4489	4.7578	2.6738	2.6543	2.2734	2.5630	6.4654	3.6441
	S	147.380	140.380	79.028	123.010	167.149	80.740	73.457	83.524	123.816	113.220	58.053	74.978	54.801	91.009	130.410
24	T	0.5450	2.1281	3.9026	4.9666	7.6978	8.5247	5.1786	4.4821	4.7717	2.6780	2.6801	2.2559	2.5761	6.4766	3.6526
	S	147.623	138.408	78.619	123.553	167.403	79.422	72.413	82.906	123.455	113.042	57.494	75.559	54.522	90.852	130.107
25	T	0.5447	2.0925	3.9067	5.0021	7.7022	8.5166	5.2275	4.5042	4.7852	2.6858	2.6807	2.2530	2.6075	6.5494	3.7000
	S	147.704	140.762	78.536	122.676	167.308	79.497	71.736	82.499	123.107	112.714	57.482	75.657	53.866	89.842	128.440
26	T	0.5529	2.1229	3.8792	5.0007	7.7195	8.4732	5.1440	4.5142	4.7635	2.6752	2.7841	2.2901	2.5633	6.5380	3.6868
	S	145.514	138.747	79.093	122.710	166.933	79.904	72.900	82.316	123.668	113.161	55.347	74.431	54.794	89.998	128.900
27	T	0.5484	2.1544	3.9235	4.9892	7.7044	8.4704	5.1741	4.5068	4.7368	2.6972	2.6951	2.2032	2.5626	6.6709	3.6803
	S	146.708	136.718	78.200	122.993	167.260	79.931	72.476	82.451	124.365	112.238	57.174	77.367	54.809	88.205	129.127
28	T	0.5490	2.1211	3.8701	5.0109	7.7259	8.5958	5.2171	4.5159	4.8025	2.7718	2.7021	2.2610	2.5909	6.6201	3.6744
	S	146.547	138.864	79.279	122.460	166.794	78.765	71.879	82.285	122.663	109.217	57.026	75.389	54.211	88.882	129.335
29	T	0.5456	2.1190	3.9627	4.8798	7.4023	8.8446	5.3963	4.5862	4.7335	2.8061	2.7740	2.2236	2.6904	6.6070	3.6817
	S	147.461	139.002	77.427	125.750	174.086	76.549	69.492	81.024	124.451	107.882	55.548	76.657	52.206	89.058	129.078
30	T	0.5456	2.1050	3.9601	4.9755	7.6533	8.6875	5.4174	4.4993	4.7912	2.6648	2.6902	2.2692	2.6104	6.5348	3.6676
	S	147.461	139.927	77.477	123.332	168.377	77.933	69.221	82.589	122.953	113.602	57.279	75.117	53.806	90.042	129.574
31	T	0.5471	2.0727	3.8416	4.8961	7.6331	8.6034	5.1895	4.5295	4.8325	2.6783	2.7386	2.2711	2.6226	6.5158	3.6546
	S	147.056	142.107	79.867	125.332	168.822	78.695	72.261	82.038	121.902	113.030	56.266	75.054	53.555	90.305	130.035
32	T	0.5402	2.1055	3.8773	4.8798	7.4487	8.7908	5.2777	4.4526	4.7958	2.6513	2.6918	2.2728	2.6001	6.4842	3.6510
	S	148.935	139.893	79.132	125.750	173.002	77.018	71.054	83.455	122.835	114.181	57.245	74.998	54.019	90.745	130.164
33	T	0.5459	2.0762	3.8655	4.9244	7.6637	9.1125	5.2343	4.5268	4.7596	2.6358	2.6421	2.2264	2.5696	6.4257	3.7162
	S	147.380	141.868	79.373	124.611	168.148	74.299	71.643	82.087	123.769	114.852	58.321	76.561	54.660	91.571	127.880
34	T	0.5515	2.0909	3.8272	4.8906	7.6449	8.5951	5.1705	4.4857	4.7550	2.6249	2.6990	2.2626	2.6061	6.5427	3.6528
	S	145.883	140.870	80.168	125.473	168.562	78.771	72.527	82.839	123.889	115.329	57.092	75.336	53.895	89.934	130.099
35	T	0.5462	2.0729	3.8959	4.9114	7.6386	8.6909	5.1569	4.5627	4.7968	2.6421	2.6794	2.2328	2.6534	6.5379	3.6785
	S	147.299	142.093	78.754	124.941	168.701	77.903	72.718	81.441	122.809	114.578	57.509	76.341	52.934	90.000	129.191
36	T	0.5476	2.0526	3.8093	4.9256	7.6159	8.7006	5.2235	4.5966	4.8253	2.6221	2.6674	2.2865	2.6114	6.4929	3.6621
	S	146.922	143.499	80.545	124.581	169.203	77.816	71.791	80.840	122.084	115.452	57.768	74.548	53.785	90.623	129.769
37	T	0.5458	2.1127	3.8931	4.9130	7.4990	8.6676	5.2342	4.6072	4.7652	2.6901	2.6112				
	S	147.407	139.417	78.811	124.901	171.841	78.112	71.644	80.654	123.624	112.534	59.012				
38	T	0.6135	2.3164	4.4369	5.3869	7.7573	8.5550	5.2272	4.5343	4.7665	2.6812	2.6765	2.2556	2.6005	6.5304	3.6625
	S	131.140	127.157	69.151	113.913	166.119	79.140	71.740	81.951	123.590	112.907	57.572	75.569	54.011	90.103	129.755

**Event:** Honda Indy Toronto  
**Track:** Streets of Toronto  
**Report:** Section Data Report  
**Session:** Race

**Round 10**  
**1.786 mile(s)**

**NTT INDYCAR SERIES**  
**July 16, 2023**



**Section Data for Car 10 - Palou, Alex**

Lap	T/Slap	PI to PO	PO to I8	SF to PI
20	T	62.0692		
	S	103.588		
21	T	62.0900		
	S	103.553		
22	T	62.1967		
	S	103.375		
23	T	62.1957		
	S	103.377		
24	T	62.5165		
	S	102.846		
25	T	62.7581		
	S	102.451		
26	T	62.7076		
	S	102.533		
27	T	62.7173		
	S	102.517		
28	T	63.0286		
	S	102.011		
29	T	63.2528		
	S	101.649		
30	T	63.0719		
	S	101.941		
31	T	62.6265		
	S	102.666		
32	T	62.5196		
	S	102.841		
33	T	62.9247		
	S	102.179		
34	T	62.3995		
	S	103.039		
35	T	62.6964		
	S	102.551		
36	T	62.6394		
	S	102.645		
37	T	84.5787	28.4247	54.5441
	S	76.019	24.395	101.365
38	T	64.0007		
	S	100.461		

**Event:** Honda Indy Toronto  
**Track:** Streets of Toronto  
**Report:** Section Data Report  
**Session:** Race

**Round 10**  
**1.786 mile(s)**

**NTT INDYCAR SERIES**  
**July 16, 2023**



**Section Data for Car 10 - Palou, Alex**

Lap	T/SF to I1	I1 to I2	I2 to I3A	I3A to I3	I3 to I4	I4 to I5	I5 to I6A	I6A to I6	I6 to I7A	I7A to I7	I7 to I8	I8 to I9A	I9A to I9	I9 to I10	I10 to SF	
39	T	0.5471	2.1243	3.9800	5.0754	7.8014	8.6040	5.2495	4.5456	4.7597	2.6985	2.6892	2.2735	2.6157	6.5497	3.6912
	S	147.056	138.655	77.090	120.904	165.180	78.690	71.435	81.747	123.766	112.184	57.300	74.975	53.697	89.838	128.746
40	T	0.5501	2.1296	3.9433	5.0437	7.7606	8.5044	5.2386	4.4930	4.7388	2.7343	2.7095	2.2583	2.5697	6.4695	3.6606
	S	146.254	138.310	77.807	121.664	166.049	79.611	71.584	82.704	124.312	110.715	56.871	75.479	54.658	90.951	129.822
41	T	0.5457	2.1125	3.9241	5.0213	7.7475	8.4659	5.1579	4.4705	4.7595	2.7294	2.6819	2.2463	2.6046	6.5612	3.6936
	S	147.434	139.430	78.188	122.207	166.329	79.973	72.704	83.121	123.772	110.913	57.456	75.882	53.926	89.680	128.662
42	T	0.5509	2.1665	3.9692	5.2293	10.6803	10.0874	6.1187	6.0611	6.3047	3.8985	3.0763	2.9947	3.9140	10.1115	4.7765
	S	146.042	135.955	77.300	117.346	120.655	67.118	61.288	61.308	93.437	77.652	50.090	56.919	35.885	58.192	99.493
43	T	0.7772	3.2176	4.7527	6.0021	12.3655	11.1129	7.7581	7.5641	9.5886	6.7713	4.8801	3.8083	5.7391	13.8611	6.8895
	S	103.518	91.542	64.557	102.237	104.212	60.924	48.337	49.126	61.437	44.707	31.575	44.759	24.473	42.450	68.978
44	T	1.2203	5.0259	5.6625	7.7169	17.0789	10.5189	5.8575	5.7577	9.9950	5.8928	3.1310				
	S	65.930	58.606	54.184	79.519	75.452	64.365	64.020	64.538	58.939	51.372	49.215				
45	T	0.6172	2.5454	4.6862	6.6604	16.4089	9.8022	5.7008	4.7761	6.4794	4.4624	2.9392	2.5439	3.2622	11.8530	4.6928
	S	130.354	115.717	65.473	92.132	78.533	69.071	65.780	77.802	90.918	67.840	52.426	67.005	43.055	49.642	101.267
46	T	0.7896	3.3466	5.0464	6.5589	17.0254	11.8792	6.2273	5.1037	5.7562	3.9772	3.0989	2.6768	3.1526	10.7133	4.2787
	S	101.893	88.013	60.799	93.558	75.689	56.994	60.219	72.808	102.340	76.116	49.724	63.678	44.552	54.923	111.068
47	T	0.7914	3.5212	5.0060	6.2664	19.3183	11.6304	5.9650	5.4596	11.9764	6.7528	3.6723	3.6447	3.4189	15.9274	6.5328
	S	101.661	83.649	61.290	97.925	66.705	58.213	62.867	68.062	49.188	44.830	41.960	46.768	41.082	36.943	72.745
48	T	1.3482	6.4047	6.0802	6.5981	14.1829	11.1089	6.0760	5.1712	6.4553	4.7434	3.2401	3.1283	3.5746	13.5360	5.5921
	S	59.676	45.989	50.462	93.002	90.858	60.946	61.718	71.858	91.257	63.821	47.557	54.488	39.292	43.470	84.982
49	T	1.2546	6.0396	5.2222	7.0793	15.3375	10.5323	5.8667	4.8700	6.5581	5.3902	3.1475	2.3618	2.8629	7.1381	6.1762
	S	64.128	48.769	58.753	86.680	84.019	64.283	63.920	76.302	89.826	56.163	48.957	72.171	49.060	82.432	76.945
50	T	1.4751	5.3846	4.9548	7.3266	15.1391	11.2737	6.2307	5.4598	8.9711	5.0175	3.7548	4.0169	3.4808	9.4894	6.1372
	S	54.542	54.701	61.923	83.755	85.120	60.055	60.186	68.059	65.665	60.334	41.038	42.434	40.351	62.007	77.434
51	T	1.0852	4.4162	5.0987	7.4262	13.6526	10.9033	6.1600	6.5072	8.0423	5.6855	3.3364	3.1746	3.7384	8.9116	3.8016
	S	74.138	66.697	60.176	82.631	94.388	62.095	60.877	57.105	73.249	53.245	46.185	53.693	37.571	66.027	125.007
52	T	0.5511	2.2017	4.5846	5.3387	7.8985	9.1868	5.5474	4.5460	4.8093	2.8253	2.8753	2.3623	2.7989	6.9934	3.7523
	S	145.989	133.781	66.924	114.941	163.150	73.698	67.599	81.740	122.490	107.149	53.591	72.156	50.182	84.138	126.650
53	T	0.5531	2.1680	4.2136	5.0540	7.9017	8.9339	5.4545	4.5575	4.8258	2.9546	2.8562	2.3491	2.7084	6.7955	3.7240
	S	145.461	135.860	72.816	121.416	163.083	75.784	68.751	81.534	122.071	102.460	53.950	72.562	51.859	86.588	127.612
54	T	0.5547	2.1711	4.0771	4.9273	7.6354	8.9490	5.6127	4.4851	4.8062	2.8937	2.7682	2.2977	2.6392	6.6142	3.6677
	S	145.042	135.666	75.254	124.538	168.771	75.656	66.813	82.850	122.569	104.616	55.665	74.185	53.219	88.961	129.571
55	T	0.5481	2.1664	4.0042	4.9787	7.7881	8.6326	5.4222	4.4719	4.8079	2.8175	2.7377	2.2424	2.6025	6.5448	3.6797
	S	146.788	135.961	76.624	123.252	165.462	78.429	69.160	83.095	122.526	107.445	56.285	76.014	53.969	89.905	129.148
56	T	0.5506	2.2606	4.0439	5.0131	7.8986	8.7372	5.2735	4.5454	4.8016	2.7380	2.6630	2.2017	2.5813	6.5312	3.6667
	S	146.122	130.295	75.872	122.407	163.147	77.490	71.110	81.751	122.686	110.565	57.864	77.420	54.412	90.092	129.606
57	T	0.5501	2.1704	3.8885	4.9914	7.8030	8.5449	5.2557	4.4724	4.7804	2.7379	2.7227	2.2641	2.6287	6.5474	3.6647
	S	146.254	135.710	78.904	122.939	165.146	79.234	71.351	83.085	123.230	110.569	56.595	75.286	53.431	89.869	129.677

**Event:** Honda Indy Toronto  
**Track:** Streets of Toronto  
**Report:** Section Data Report  
**Session:** Race

**Round 10**  
**1.786 mile(s)**

**NTT INDYCAR SERIES**  
**July 16, 2023**



**Section Data for Car 10 - Palou, Alex**

Lap	T/Slap	PI to PO	PO to I8	SF to PI
39	T	63.2048		
	S	101.726		
40	T	62.8040		
	S	102.376		
41	T	62.7219		
	S	102.510		
42	T	79.9396		
	S	80.431		
43	T	105.0882		
	S	61.183		
44	T	114.2851	27.5431	70.6866
	S	56.259	25.175	78.217
45	T	87.4301		
	S	73.540		
46	T	89.6308		
	S	71.734		
47	T	109.8836		
	S	58.513		
48	T	97.2400		
	S	66.121		
49	T	89.8370		
	S	71.570		
50	T	98.1121		
	S	65.533		
51	T	91.9398		
	S	69.933		
52	T	66.2716		
	S	97.019		
53	T	65.0499		
	S	98.841		
54	T	64.0993		
	S	100.307		
55	T	63.4447		
	S	101.342		
56	T	63.5064		
	S	101.243		
57	T	63.0223		
	S	102.021		

**Event:** Honda Indy Toronto  
**Track:** Streets of Toronto  
**Report:** Section Data Report  
**Session:** Race

**Round 10**  
**1.786 mile(s)**  
**NTT INDYCAR SERIES**  
**July 16, 2023**



**Section Data for Car 10 - Palou, Alex**

Lap	T/SF to I1	I1 to I2	I2 to I3A	I3A to I3	I3 to I4	I4 to I5	I5 to I6A	I6A to I6	I6 to I7A	I7A to I7	I7 to I8	I8 to I9A	I9A to I9	I9 to I10	I10 to SF	
58	T	0.5499	2.1086	3.9376	5.0509	7.7799	8.6818	5.2427	4.4742	4.8140	2.7097	2.7024	2.2773	2.6049	6.6804	3.6653
	S	146.308	139.688	77.920	121.490	165.637	77.984	71.528	83.052	122.370	111.720	57.020	74.849	53.919	88.080	129.656
59	T	0.5466	2.1580	3.9803	4.9653	7.7381	8.8105	5.3719	4.5788	4.8025	2.8815	2.7523	2.3161	2.6968	6.6158	3.6785
	S	147.191	136.490	77.084	123.585	166.531	76.845	69.808	81.155	122.663	105.059	55.986	73.596	52.082	88.940	129.191
60	T	0.5509	2.0990	3.9348	4.9694	7.6171	8.7448	5.2156	4.4949	4.7754	2.7645	2.7325	2.2338	2.6064	6.5648	3.6703
	S	146.042	140.327	77.976	123.483	169.177	77.423	71.900	82.669	123.359	109.505	56.392	76.307	53.888	89.631	129.479
61	T	0.5501	2.1217	3.8507	4.9704	7.8565	8.8524	5.2935	4.4730	4.7607	2.7481	2.7149	2.2523	2.6285	6.6309	3.6905
	S	146.254	138.825	79.679	123.458	164.022	76.482	70.842	83.074	123.740	110.159	56.757	75.680	53.435	88.737	128.770
62	T	0.5531	2.1759	3.9150	5.0210	7.7858	9.3347	5.8105	4.5716	4.8438	2.7750	2.7477	2.2735	2.6336	6.5739	3.6978
	S	145.461	135.367	78.370	122.214	165.511	72.530	64.538	81.282	121.618	109.091	56.080	74.975	53.332	89.507	128.516
63	T	0.5518	2.1747	3.8878	5.0129	7.7947	8.5849	5.3213	4.5084	4.8156	2.8036	2.6528	2.2574	2.6001	6.5918	3.6900
	S	145.804	135.442	78.918	122.411	165.322	78.865	70.472	82.422	122.330	107.978	58.086	75.509	54.019	89.264	128.788
64	T	0.5525	2.1449	3.8463	5.0069	7.8922	8.5717	5.2259	4.4795	4.7867	2.7405	2.6297	2.2159	2.5788	6.5174	3.6761
	S	145.619	137.324	79.770	122.558	163.280	78.986	71.758	82.954	123.068	110.464	58.596	76.923	54.465	90.283	129.275
65	T	0.5525	2.1687	3.8473	4.9769	7.8806	8.5446	5.1735	4.4938	4.7720	2.7667	2.6832	2.2433	2.6021	6.6272	3.6813
	S	145.619	135.817	79.749	123.297	163.520	79.237	72.485	82.690	123.447	109.418	57.428	75.984	53.977	88.787	129.092
66	T	0.5532	2.1675	3.9034	5.0221	7.8752	8.5647	5.2333	4.5155	4.7772	2.6629	2.6783	2.2471	2.6137	6.5123	3.6830
	S	145.435	135.892	78.603	122.187	163.632	79.051	71.657	82.292	123.313	113.683	57.533	75.855	53.738	90.353	129.033
67	T	0.5520	2.1391	3.9299	5.0402	7.8350	8.5871	5.1342	4.5226	4.7975	2.7755	2.6543	2.2456	2.5671	6.5956	3.6778
	S	145.751	137.696	78.073	121.748	164.472	78.844	73.040	82.163	122.791	109.071	58.053	75.906	54.713	89.212	129.215
68	T	0.5519	2.1859	3.9041	5.0551	7.9048	8.6128	5.2436	4.4795	4.7898	2.7154	2.6731	2.2380	2.5936	6.5351	3.6686
	S	145.777	134.748	78.589	121.390	163.019	78.609	71.516	82.954	122.989	111.485	57.645	76.164	54.154	90.038	129.539
69	T	0.5505	2.1913	3.9160	4.9899	7.8599	8.5416	5.2399	4.5301	4.7983	2.7190	2.7073	2.2611	2.5859	6.5154	3.6876
	S	146.148	134.416	78.350	122.976	163.951	79.264	71.566	82.027	122.771	111.338	56.917	75.386	54.316	90.311	128.872
70	T	0.5510	2.1706	3.9348	5.0183	7.8932	8.6098	5.1735	4.5314	4.8506	2.7848	2.6900	2.2392	2.5957	6.5732	3.6712
	S	146.016	135.698	77.976	122.280	163.259	78.637	72.485	82.004	121.447	108.707	57.283	76.123	54.110	89.516	129.447
71	T	0.5496	2.1736	3.9203	5.0463	7.9023	8.6271	5.2425	4.5439	4.7863	2.7384	2.6668	2.2546	2.6184	6.5573	3.6768
	S	146.387	135.510	78.264	121.601	163.071	78.479	71.531	81.778	123.079	110.549	57.781	75.603	53.641	89.733	129.250
72	T	0.5506	2.1517	3.8964	4.9939	7.8702	8.6386	5.2733	4.5185	4.7960	2.7578	2.6736	2.2603	2.6221	6.5838	3.6732
	S	146.122	136.890	78.744	122.877	163.736	78.374	71.113	82.238	122.830	109.771	57.634	75.412	53.566	89.372	129.377
73	T	0.5503	2.1466	3.8999	5.0272	7.8765	8.6803	5.2275	4.5374	4.8126	2.7051	2.6392	2.2515	2.6232	6.5551	3.6885
	S	146.201	137.215	78.673	122.063	163.605	77.998	71.736	81.895	122.406	111.910	58.385	75.707	53.543	89.764	128.840
74	T	0.5506	2.1568	3.8797	5.0270	7.8714	8.7100	5.2489	4.5284	4.7764	2.7111	2.6494	2.2721	2.5718	6.5465	3.6678
	S	146.122	136.566	79.083	122.068	163.711	77.732	71.444	82.058	123.334	111.662	58.161	75.021	54.613	89.881	129.567
75	T	0.5486	2.1330	3.8986	5.0151	7.8459	8.6568	5.2493	4.5468	4.7799	2.7302	2.6947	2.2871	2.5806	6.5567	3.6981
	S	146.654	138.090	78.700	122.358	164.243	78.210	71.438	81.726	123.243	110.881	57.183	74.529	54.427	89.742	128.506
76	T	0.5516	2.1373	3.9368	5.0236	7.8745	8.7183	5.2487	4.5633	4.8766	2.7738	2.7063	2.2899	2.6537	6.6150	3.6904
	S	145.857	137.812	77.936	122.151	163.647	77.658	71.446	81.430	120.800	109.138	56.938	74.438	52.928	88.951	128.774

**Event:** Honda Indy Toronto  
**Track:** Streets of Toronto  
**Report:** Section Data Report  
**Session:** Race

**Round 10**  
**1.786 mile(s)**

**NTT INDYCAR SERIES**  
**July 16, 2023**



**Section Data for Car 10 - Palou, Alex**

Lap	T/Slap	PI to PO	PO to I8	SF to PI
58	T	63.2796		
	S	101.606		
59	T	63.8930		
	S	100.631		
60	T	62.9742		
	S	102.099		
61	T	63.3942		
	S	101.423		
62	T	64.7129		
	S	99.356		
63	T	63.2478		
	S	101.657		
64	T	62.8650		
	S	102.276		
65	T	63.0137		
	S	102.035		
66	T	63.0094		
	S	102.042		
67	T	63.0535		
	S	101.971		
68	T	63.1513		
	S	101.813		
69	T	63.0938		
	S	101.905		
70	T	63.2873		
	S	101.594		
71	T	63.3042		
	S	101.567		
72	T	63.2600		
	S	101.638		
73	T	63.2209		
	S	101.701		
74	T	63.1679		
	S	101.786		
75	T	63.2214		
	S	101.700		
76	T	63.6598		
	S	100.999		

Event: Honda Indy Toronto  
Track: Streets of Toronto  
Report: Section Data Report  
Session: Race

Round 10  
1.786 mile(s)

NTT INDYCAR SERIES  
July 16, 2023



Section Data for Car 10 - Palou, Alex

Lap	T/SF to I1	I1 to I2	I2 to I3A	I3A to I3	I3 to I4	I4 to I5	I5 to I6A	I6A to I6	I6 to I7A	I7A to I7	I7 to I8	I8 to I9A	I9A to I9	I9 to I10	I10 to SF	
77	T	0.5515	2.1623	3.9428	5.0109	7.8485	8.6535	5.2958	4.5773	4.8230	2.7064	2.7003	2.2525	2.6555	6.5454	3.6630
	S	145.883	136.219	77.817	122.460	164.189	78.239	70.811	81.181	122.142	111.856	57.064	75.673	52.892	89.897	129.737
78	T	0.5469	2.1463	3.9580	5.0051	7.8531	8.7474	5.2561	4.5678	4.8136	2.7279	2.7342	2.2998	2.6129	6.6906	3.6748
	S	147.110	137.234	77.518	122.602	164.093	77.400	71.346	81.350	122.381	110.974	56.357	74.117	53.754	87.946	129.321
79	T	0.5485	2.1110	3.9728	5.1100	7.8100	8.8251	5.2510	4.5619	4.8176	2.7251	2.7342	2.2863	2.6553	6.5934	3.7366
	S	146.681	139.529	77.230	120.085	164.998	76.718	71.415	81.455	122.279	111.089	56.357	74.555	52.896	89.242	127.182
80	T	0.5528	2.1260	4.0107	5.0631	7.6571	9.2950	5.6886	4.6562	4.8771	2.7427	2.7863	2.2929	2.6342	6.5690	3.6731
	S	145.540	138.544	76.500	121.198	168.293	72.840	65.921	79.806	120.787	110.376	55.303	74.340	53.320	89.574	129.380
81	T	0.5489	2.1192	3.9765	5.0801	7.8593	8.9628	5.3559	4.6108	4.8507	2.8001	2.8134	2.2749	2.6590	6.5884	3.6802
	S	146.574	138.989	77.158	120.792	163.963	75.540	70.016	80.591	121.445	108.113	54.770	74.928	52.822	89.310	129.131
82	T	0.5481	2.1693	3.9504	5.0237	7.8248	8.8741	5.3026	4.5504	4.8103	2.7377	2.7492	2.2645	2.6136	6.6181	3.6949
	S	146.788	135.779	77.668	122.148	164.686	76.295	70.720	81.661	122.464	110.577	56.049	75.272	53.740	88.909	128.617
83	T	0.5509	2.1687	3.9474	5.0406	7.8090	8.8470	5.2987	4.6013	4.8307	2.7114	2.7784	2.2918	2.6862	6.6848	3.7072
	S	146.042	135.817	77.727	121.739	165.019	76.528	70.772	80.758	121.947	111.650	55.460	74.376	52.287	88.022	128.190
84	T	0.5503	2.1560	3.9538	5.0090	7.8435	8.7281	5.3028	4.5985	4.8336	2.7771	2.7407	2.2217	2.6582	6.6132	3.6873
	S	146.201	136.617	77.601	122.507	164.294	77.571	70.717	80.807	121.874	109.008	56.223	76.723	52.838	88.975	128.882
85	T	0.5497	2.2388	4.1033	5.0876	7.8694	8.8821	5.3938	4.6347	4.9251	2.8602	2.8473	2.3021	2.7377	6.7562	3.8783
	S	146.361	131.564	74.774	120.614	163.753	76.226	69.524	80.176	119.610	105.841	54.118	74.043	51.304	87.092	122.535
86	T	0.6991	3.0326	5.3624	10.2792	18.7809	14.1493									
	S	115.083	97.126	57.217	59.697	68.614	47.850									

**Event:** Honda Indy Toronto  
**Track:** Streets of Toronto  
**Report:** Section Data Report  
**Session:** Race

**Round 10**  
**1.786 mile(s)**

**NTT INDYCAR SERIES**  
**July 16, 2023**



**Section Data for Car 10 - Palou, Alex**

Lap	T/SLap	PI to PO	PO to I8	SF to PI
77	T	63.3887		
	S	101.431		
78	T	63.6345		
	S	101.040		
79	T	63.7388		
	S	100.874		
80	T	64.6248		
	S	99.491		
81	T	64.1802		
	S	100.180		
82	T	63.7317		
	S	100.885		
83	T	63.9541		
	S	100.535		
84	T	63.6738		
	S	100.977		
85	T	65.0663		
	S	98.816		
86	T			
	S			

Event: **Honda Indy Toronto**  
Track: **Streets of Toronto**  
Report: **Section Data Report**  
Session: **Race**

**Round 10**  
**1.786 mile(s)**  
**NTT INDYCAR SERIES**  
**July 16, 2023**



**Section Data for Car 11 - Armstrong, Marcus (R)**

Lap	T/SF to I1	I1 to I2	I2 to I3A	I3A to I3	I3 to I4	I4 to I5	I5 to I6A	I6A to I6	I6 to I7A	I7A to I7	I7 to I8	I8 to I9A	I9A to I9	I9 to I10	I10 to SF	
1	T	0.5739	2.4790	4.7940	5.3686	8.5778	15.0987	8.6212	6.7170	8.0298	4.5340	3.4855	3.0970	3.5722	9.6070	6.8060
	S	140.189	118.816	64.000	114.301	150.229	44.841	43.497	55.321	73.363	66.768	44.209	55.039	39.319	61.248	69.825
2	T	1.6093	6.5079			23.2548	12.0229	7.5722	5.8645	9.9942	5.8178	3.5907	2.6903	3.9399	12.8034	7.8622
	S	49.994	45.260			55.414	56.313	49.523	63.363	58.943	52.035	42.914	63.359	35.649	45.957	60.445
3	T	1.2177	5.5319			18.9071	11.9718	6.6356	5.3211	7.0780	4.7629	3.3651	3.3689	3.9592	11.4094	8.6656
	S	66.071	53.245			68.156	56.553	56.513	69.833	83.228	63.559	45.791	50.596	35.475	51.572	54.841
4	T	1.5376	6.7661			16.2067	11.9142	6.6233	6.1494	7.9912	4.9205	3.4299	2.7615	3.3374	9.2942	9.6004
	S	52.325	43.533			79.513	56.827	56.618	60.427	73.717	61.524	44.926	61.725	42.085	63.309	49.501
5	T	1.8079	5.6158			17.4704	12.6320	7.1288	5.4618	7.0912	4.0862	3.3400	3.0002	3.4416	9.3583	7.9078
	S	44.502	52.449			73.761	53.598	52.604	68.035	83.074	74.085	46.135	56.814	40.811	62.876	60.096
6	T	1.3797	4.7819			16.9695	10.9971	6.9126	5.5397	6.5566	4.3012	3.2509	2.8834	3.3338	8.4345	7.4292
	S	58.313	61.596			75.938	61.566	54.249	67.078	89.847	70.382	47.399	59.116	42.130	69.762	63.967
7	T	1.5679	5.8886			18.4325	11.3827	6.6279	5.3417	6.8040	4.2798	3.1563	2.7847	3.2894	8.5307	8.2762
	S	51.314	50.020			69.911	59.480	56.579	69.564	86.580	70.734	48.820	61.211	42.699	68.975	57.421
8	T	1.7923	6.4857			16.8269	11.0276	6.5908	5.2644	7.0727	4.2707	3.2170	2.9166	3.1303	7.6895	6.8223
	S	44.889	45.415			76.582	61.396	56.897	70.586	83.291	70.885	47.899	58.443	44.869	76.521	69.658
9	T	0.8756	3.0534	4.8642	8.5835	11.2283	10.4963	6.4818	7.3108	10.7426	5.4655	3.2667	3.7942	3.8641	7.3121	3.7905
	S	91.885	96.465	63.077	71.490	114.767	64.503	57.854	50.828	54.837	55.389	47.170	44.925	36.349	80.471	125.373
10	T	0.5523	2.3945	4.3558	5.1512	7.7012	9.1212	5.5902	4.5795	4.7970	3.1187	2.7538	2.2405	2.7656	6.8991	3.6761
	S	145.672	123.009	70.439	119.125	167.329	74.228	67.082	81.142	122.804	97.068	55.956	76.079	50.786	85.288	129.275
11	T	0.5372	2.2366	4.2111	4.9497	7.6397	8.7381	5.4047	4.4563	4.7362	2.7488	2.7375	2.2435	2.6499	6.6479	3.6531
	S	149.766	131.693	72.859	123.974	168.676	77.482	69.384	83.386	124.380	110.131	56.289	75.977	53.004	88.511	130.089
12	T	0.5453	2.1481	3.9744	4.9308	7.6409	8.6878	5.2966	4.4356	4.6948	2.7141	2.7236	2.2232	2.6107	6.5825	3.6473
	S	147.542	137.119	77.199	124.450	168.650	77.931	70.800	83.775	125.477	111.539	56.576	76.671	53.800	89.390	130.296
13	T	0.5453	2.1009	3.8917	4.9744	7.5490	8.9451	5.3922	4.4567	4.7599	2.7348	2.7026	2.2555	2.6109	6.5972	3.6638
	S	147.542	140.200	78.839	123.359	170.703	75.689	69.545	83.378	123.761	110.694	57.016	75.573	53.795	89.191	129.709
14	T	0.5470	2.1078	4.0051	4.9305	7.7233	8.9643	5.3186	4.4811	4.8258	2.7249	2.6735	2.2370	2.5706	6.6988	3.6876
	S	147.083	139.741	76.607	124.457	166.850	75.527	70.507	82.924	122.071	111.097	57.636	76.198	54.639	87.838	128.872
15	T	0.5435	2.1553	3.9327	4.9091	7.4959	8.5580	5.2090	4.5212	4.7985	2.7786	2.6563	2.3147	2.7127	6.7058	3.6664
	S	148.030	136.661	78.017	125.000	171.912	79.113	71.991	82.189	122.766	108.950	58.010	73.640	51.777	87.746	129.617
16	T	0.5403	2.1331	4.0584	4.9248	7.6064	9.2879	5.7855	4.6659	4.9525	3.0172	2.7186				
	S	148.907	138.083	75.601	124.601	169.415	72.895	64.817	79.640	118.948	100.334	56.680				
17	T	0.6114	2.4098	4.2641	4.9735	7.6617	8.6813	5.2387	4.3730	4.7541	2.7296	2.5939	2.1807	2.6086	6.4182	3.6639
	S	131.591	122.228	71.954	123.381	168.192	77.989	71.583	84.974	123.912	110.905	59.405	78.165	53.843	91.678	129.705
18	T	0.5477	2.1018	3.8858	4.8921	7.6974	8.5388	5.1239	4.3062	4.7361	2.6653	2.5691	2.2027	2.5710	6.3503	3.6396
	S	146.895	140.140	78.959	125.434	167.412	79.290	73.186	86.292	124.383	113.581	59.979	77.384	54.630	92.658	130.571
19	T	0.5467	2.1503	3.8900	4.9403	7.6834	8.4333	5.2147	4.3336	4.7464	2.7629	2.6960	2.2166	2.5803	6.3912	3.6298
	S	147.164	136.979	78.874	124.210	167.717	80.282	71.912	85.746	124.113	109.569	57.155	76.899	54.433	92.066	130.924

**Event:** Honda Indy Toronto  
**Track:** Streets of Toronto  
**Report:** Section Data Report  
**Session:** Race

**Round 10**  
**1.786 mile(s)**

**NTT INDYCAR SERIES**  
**July 16, 2023**



**Section Data for Car 11 - Armstrong, Marcus (R)**

Lap	T/Slap	PI to PO	PO to I8	SF to PI
1	T	91.3617		88.1828
	S	70.375		62.698
2	T	126.7372		
	S	50.732		
3	T	116.0931		
	S	55.383		
4	T	111.4581		
	S	57.686		
5	T	108.7297		
	S	59.134		
6	T	105.7917		
	S	60.776		
7	T	108.1527		
	S	59.449		
8	T	104.0763		
	S	61.778		
9	T	91.1296		
	S	70.554		
10	T	65.6967		
	S	97.868		
11	T	63.5903		
	S	101.110		
12	T	62.8557		
	S	102.291		
13	T	63.1800		
	S	101.766		
14	T	63.4959		
	S	101.260		
15	T	62.9577		
	S	102.126		
16	T	85.8262	27.1323	53.9021
	S	74.914	25.557	102.572
17	T	63.1625		
	S	101.795		
18	T	61.8278		
	S	103.992		
19	T	62.2155		
	S	103.344		

Event: **Honda Indy Toronto**  
Track: **Streets of Toronto**  
Report: **Section Data Report**  
Session: **Race**

Round 10  
1.786 mile(s)

NTT INDYCAR SERIES  
July 16, 2023



**Section Data for Car 11 - Armstrong, Marcus (R)**

Lap	T/SF to I1	I1 to I2	I2 to I3A	I3A to I3	I3 to I4	I4 to I5	I5 to I6A	I6A to I6	I6 to I7A	I7A to I7	I7 to I8	I8 to I9A	I9A to I9	I9 to I10	I10 to SF	
20	T	0.5454	2.1292	3.9096	4.9990	7.6662	8.4013	5.2850	4.5047	4.8760	2.8428	2.6512	2.2034	2.5464	6.3350	3.6297
	S	147.515	138.336	78.478	122.752	168.093	80.588	70.956	82.490	120.814	106.489	58.121	77.360	55.158	92.882	130.927
21	T	0.5455	2.0960	3.8664	4.9076	7.7102	8.3666	5.3602	4.3696	4.7464	2.6536	2.6258	2.2108	2.5740	6.4605	3.6777
	S	147.488	140.527	79.355	125.038	167.134	80.922	69.960	85.040	124.113	114.082	58.683	77.101	54.567	91.078	129.219
22	T	0.5475	2.0887	3.8800	4.9625	7.7068	8.3835	5.2673	4.3337	4.7743	2.6266	2.6529	2.2311	2.5961	6.4513	3.6605
	S	146.949	141.019	79.077	123.655	167.208	80.759	71.194	85.744	123.388	115.254	58.084	76.399	54.102	91.208	129.826
23	T	0.5471	2.1027	3.9152	4.9245	7.7016	8.4332	5.1906	4.4317	4.7088	2.6923	2.6240	2.1976	2.5471	6.3973	3.6294
	S	147.056	140.080	78.366	124.609	167.321	80.283	72.246	83.848	125.104	112.442	58.724	77.564	55.143	91.978	130.938
24	T	0.5444	2.0891	3.8645	4.9321	7.7177	8.4100	5.2226	4.3627	4.7721	2.6536	2.6120	2.2158	2.5471	6.3735	3.6509
	S	147.786	140.992	79.394	124.417	166.972	80.505	71.803	85.175	123.445	114.082	58.993	76.927	55.143	92.321	130.167
25	T	0.5487	2.1114	3.7903	4.9827	7.7287	8.4020	5.1542	4.4088	4.8047	2.6447	2.6072	2.1756	2.5879	6.3593	3.5973
	S	146.628	139.502	80.948	123.153	166.734	80.581	72.756	84.284	122.607	114.466	59.102	78.348	54.274	92.527	132.107
26	T	0.5415	2.1010	3.8337	4.8860	7.6440	8.4377	5.1732	4.4377	4.7826	2.6386	2.6007	2.2043	2.5985	6.4051	3.6354
	S	148.577	140.193	80.032	125.591	168.581	80.241	72.489	83.735	123.174	114.730	59.250	77.328	54.052	91.866	130.722
27	T	0.5438	2.0839	3.8903	4.9145	7.6493	8.4694	5.1893	4.4922	4.9063	2.7207	2.7819	2.3028	2.5940	6.4917	3.6570
	S	147.949	141.343	78.867	124.862	168.465	79.940	72.264	82.719	120.068	111.268	55.391	74.021	54.146	90.640	129.950
28	T	0.5479	2.1338	3.9335	4.9092	7.6226	8.5190	5.1993	4.4718	4.8255	2.7244	2.6692	2.2373	2.5990	6.4508	3.6554
	S	146.842	138.038	78.001	124.997	169.055	79.475	72.125	83.096	122.079	111.117	57.729	76.188	54.042	91.215	130.007
29	T	0.5487	2.1045	3.8384	4.9091	7.6643	8.5857	5.3030	4.4608	4.7777	2.6991	2.6808	2.2545	2.5977	6.4442	3.6352
	S	146.628	139.960	79.934	125.000	168.135	78.857	70.715	83.301	123.300	112.159	57.479	75.606	54.069	91.308	130.729
30	T	0.5423	2.1294	3.9182	4.9236	7.6223	8.6199	5.2649	4.4900	4.7839	2.6770	2.7161	2.2931	2.6789	6.6440	3.6247
	S	148.358	138.323	78.306	124.632	169.061	78.544	71.226	82.760	123.140	113.085	56.732	74.334	52.430	88.562	131.108
31	T	0.5343	2.1143	3.9522	4.8972	7.4696	8.7412	5.2927	4.4459	4.8464	2.6682	2.7241	2.2959	2.6453	6.4701	3.6817
	S	150.579	139.311	77.632	125.304	172.517	77.455	70.852	83.581	121.552	113.457	56.566	74.243	53.096	90.943	129.078
32	T	0.5502	2.1740	3.9285	4.9771	7.7032	8.5901	5.2616	4.4441	4.8159	2.7549	2.7031	2.2465	2.6379	6.4269	3.6508
	S	146.228	135.485	78.101	123.292	167.286	78.817	71.271	83.614	122.322	109.887	57.005	75.876	53.245	91.554	130.171
33	T	0.5451	2.1300	3.9142	4.9923	7.6847	8.6196	5.2596	4.4736	4.8050	2.6964	2.7226	2.2748	2.6442	6.5734	3.6807
	S	147.596	138.284	78.386	122.917	167.689	78.547	71.298	83.063	122.600	112.271	56.597	74.932	53.118	89.514	129.113
34	T	0.5469	2.1629	3.8793	4.9934	7.6395	8.6400	5.3738	4.5489	4.8214	2.7536	2.7397	2.3445	2.6817	6.6431	3.6608
	S	147.110	136.181	79.091	122.889	168.681	78.362	69.783	81.688	122.183	109.939	56.244	72.704	52.375	88.574	129.815
35	T	0.5427	2.1421	3.9294	4.9688	7.5789	9.0717	5.4230	4.5278	4.8749	2.7730	2.7494	2.2946	2.5697	6.6097	3.8230
	S	148.249	137.503	78.083	123.498	170.029	74.633	69.150	82.069	120.842	109.170	56.045	74.285	54.658	89.022	124.307
36	T	0.5532	2.1525	4.0191	4.9922	7.6283	8.8162	5.4638	4.6126	4.8420	3.0882	3.0098	2.3318	2.6941	6.6728	3.6472
	S	145.435	136.839	76.340	122.919	168.928	76.796	68.634	80.560	121.663	98.027	51.196	73.100	52.134	88.180	130.299
37	T	0.5403	2.1822	4.0524	4.9317	7.5406	9.2699	5.5651	4.5992	5.0825	2.9828	2.8272	2.2953	2.6534	6.5230	3.6939
	S	148.907	134.976	75.713	124.427	170.893	73.037	67.384	80.795	115.906	101.491	54.503	74.262	52.934	90.205	128.652
38	T	0.5482	2.1074	4.3081	5.1023	7.6131	9.1496	6.3555	4.9077	4.9741	2.8213	2.8502	2.3387	2.7640	6.8322	3.7004
	S	146.761	139.767	71.219	120.267	169.266	73.997	59.004	75.716	118.432	107.301	54.063	72.884	50.816	86.123	128.426

**Event:** Honda Indy Toronto  
**Track:** Streets of Toronto  
**Report:** Section Data Report  
**Session:** Race

**Round 10**  
**1.786 mile(s)**

**NTT INDYCAR SERIES**  
**July 16, 2023**



**Section Data for Car 11 - Armstrong, Marcus (R)**

Lap	T/Slap	PI to PO	PO to I8	SF to PI
20	T	62.5249		
	S	102.833		
21	T	62.1709		
	S	103.418		
22	T	62.1628		
	S	103.432		
23	T	62.0431		
	S	103.631		
24	T	61.9681		
	S	103.757		
25	T	61.9035		
	S	103.865		
26	T	61.9200		
	S	103.837		
27	T	62.6871		
	S	102.567		
28	T	62.4987		
	S	102.876		
29	T	62.5037		
	S	102.868		
30	T	62.9283		
	S	102.173		
31	T	62.7791		
	S	102.416		
32	T	62.8648		
	S	102.277		
33	T	63.0162		
	S	102.031		
34	T	63.4295		
	S	101.366		
35	T	63.8787		
	S	100.653		
36	T	64.5238		
	S	99.647		
37	T	64.7395		
	S	99.315		
38	T	66.3728		
	S	96.871		

**Event:** Honda Indy Toronto  
**Track:** Streets of Toronto  
**Report:** Section Data Report  
**Session:** Race

**Round 10**  
**1.786 mile(s)**  
**NTT INDYCAR SERIES**  
**July 16, 2023**



**Section Data for Car 11 - Armstrong, Marcus (R)**

Lap	T/SF to I1	I1 to I2	I2 to I3A	I3A to I3	I3 to I4	I4 to I5	I5 to I6A	I6A to I6	I6 to I7A	I7A to I7	I7 to I8	I8 to I9A	I9A to I9	I9 to I10	I10 to SF	
39	T	0.5472	2.1663	4.0307	5.0717	7.6550	9.0341	5.4773	4.6029	4.9258	2.7648	2.7199	2.3086	2.6367	6.6024	3.6877
	S	147.030	135.967	76.120	120.992	168.339	74.943	68.464	80.730	119.593	109.493	56.653	73.835	53.269	89.120	128.868
40	T	0.5467	2.1385	4.0257	5.0512	7.6600	8.8188	5.4002	4.5759	4.9528	2.7572	2.7806	2.2960	2.6519	6.6265	3.6473
	S	147.164	137.735	76.215	121.483	168.229	76.773	69.442	81.206	118.941	109.795	55.416	74.240	52.964	88.796	130.296
41	T	0.5451	2.1749	4.0359	5.0317	7.6947	8.8618	5.3761	4.6517	4.9539	2.7810	2.8132	2.3306	2.6352	6.6698	3.6801
	S	147.596	135.429	76.022	121.954	167.471	76.400	69.753	79.883	118.915	108.856	54.774	73.138	53.299	88.220	129.134
42	T	0.6061	2.8434	4.8514	6.4747	9.6733	10.7597	6.1361	5.1080	5.8518	3.4527	3.0883	2.6898	3.3720	8.3461	4.4739
	S	132.741	103.589	63.243	94.774	133.216	62.924	61.114	72.747	100.668	87.678	49.895	63.371	41.653	70.501	106.222
43	T	0.6744	2.9528	4.7272	6.2796	10.7206	11.1372	6.9568	6.4343	9.7477	6.8372	4.8616	4.3335	5.6485	14.5006	7.2500
	S	119.298	99.751	64.905	97.719	120.202	60.791	53.904	57.752	60.434	44.276	31.696	39.334	24.866	40.578	65.549
44	T	1.3554	4.6699	5.8316	7.4980	17.8158	11.4720	6.5552	5.0397	7.9094	5.5080	3.3985	2.6172	3.1848	7.9887	6.8633
	S	59.359	63.073	52.613	81.840	72.331	59.017	57.206	73.733	74.480	54.961	45.341	65.129	44.102	73.655	69.242
45	T	1.1033	3.7862	5.0135	9.4070	14.0245	10.9259	6.6840	6.0480	8.1177	4.6597	3.1543	2.9418	4.3898	7.9082	3.8432
	S	72.922	77.794	61.198	65.232	91.885	61.967	56.104	61.440	72.569	64.967	48.851	57.942	31.996	74.405	123.654
46	T	0.5569	2.4496	5.0495	7.0325	16.5149	10.7085	6.1330	5.0945	5.5609	3.4426	3.0990	2.5523	3.1668	10.2477	6.1351
	S	144.469	120.242	60.762	87.257	78.029	63.225	61.145	72.940	105.934	87.936	49.723	66.785	44.352	57.419	77.460
47	T	0.9514	3.6153	4.6772	8.5983	16.8938	11.5688	7.1970	7.3877	11.2311	5.9236	3.6251	3.3098	4.2957	15.0487	6.4805
	S	84.564	81.472	65.599	71.367	76.279	58.523	52.105	50.299	52.452	51.105	42.507	51.500	32.697	39.100	73.332
48	T	0.9557	3.6598	5.3991	7.1519	14.0272	10.6470	6.1536	5.3508	9.2766	4.2452	3.4816	3.3317	4.3522	12.5043	8.2426
	S	84.184	80.481	56.828	85.800	91.867	63.590	60.940	69.446	63.503	71.310	44.259	51.161	32.272	47.057	57.655
49	T	1.4917	4.2704	4.8390	7.5513	12.7350	11.0066	6.2098	7.7565	7.7979	4.5775	3.1206				
	S	53.935	68.974	63.405	81.262	101.189	61.513	60.388	47.907	75.545	66.134	49.379				
50	T	0.6601	2.9292	4.7484	6.2247	15.4420	11.0887	6.2695	4.9322	7.1045	5.1290	3.1581	2.6234	3.5428	9.7074	7.3957
	S	121.882	100.555	64.615	98.581	83.450	61.057	59.813	75.340	82.918	59.023	48.792	64.975	39.645	60.614	64.257
51	T	1.3791	4.5123	5.0202	6.5983	14.5279	10.4487	5.7647	5.5199	8.1184	4.6374	3.0675	2.6218	3.5572	8.5114	3.8386
	S	58.338	65.276	61.117	92.999	88.701	64.797	65.051	67.318	72.562	65.280	50.233	65.014	39.485	69.132	123.802
52	T	0.5527	2.3947	4.5540	5.1142	7.8448	10.6043	6.3311	5.3756	5.2737	3.0496	2.9699	2.3886	2.8496	6.9338	3.7759
	S	145.566	122.999	67.373	119.987	164.266	63.846	59.231	69.125	111.704	99.268	51.884	71.362	49.289	84.861	125.858
53	T	0.5532	2.2525	4.2667	5.0626	7.7261	9.0900	5.6064	4.5830	4.8017	2.8966	2.7868	2.3302	2.7785	6.8236	3.7219
	S	145.435	130.764	71.910	121.210	166.790	74.482	66.888	81.080	122.684	104.511	55.293	73.150	50.550	86.231	127.684
54	T	0.5491	2.2292	4.1646	5.0366	7.6837	9.0980	5.4947	4.5213	4.7900	2.9613	2.7900	2.2854	2.7642	6.7001	3.6880
	S	146.521	132.131	73.673	121.835	167.710	74.417	68.248	82.187	122.983	102.228	55.230	74.584	50.812	87.821	128.858
55	T	0.5453	2.2098	4.0650	4.9236	7.6519	8.8905	5.3928	4.5115	4.8480	2.9489	2.7410	2.3238	2.6866	6.5739	3.6768
	S	147.542	133.291	75.478	124.632	168.407	76.154	69.537	82.365	121.512	102.658	56.217	73.352	52.280	89.507	129.250
56	T	0.5441	2.1385	4.0135	5.0040	7.7453	8.8129	5.3537	4.4350	4.7690	2.8571	2.6787	2.2433	2.6125	6.4797	3.6365
	S	147.867	137.735	76.447	122.629	166.377	76.824	70.045	83.786	123.525	105.956	57.525	75.984	53.763	90.808	130.683
57	T	0.5438	2.1338	4.0242	4.9740	7.7130	8.6167	5.3367	4.4489	4.8030	2.8119	2.6935	2.2804	2.6613	6.5201	3.6500
	S	147.949	138.038	76.243	123.369	167.073	78.574	70.268	83.524	122.651	107.659	57.208	74.748	52.777	90.245	130.199

Event: Honda Indy Toronto  
 Track: Streets of Toronto  
 Report: Section Data Report  
 Session: Race

Round 10  
 1.786 mile(s)

NTT INDYCAR SERIES  
 July 16, 2023



Section Data for Car 11 - Armstrong, Marcus (R)

Lap	T/Slap	PI to PO	PO to I8	SF to PI
39	T	64.2311		
	S	100.101		
40	T	63.9293		
	S	100.574		
41	T	64.2357		
	S	100.094		
42	T	77.7273		
	S	82.720		
43	T	103.0620		
	S	62.386		
44	T	97.7075		
	S	65.805		
45	T	92.0071		
	S	69.882		
46	T	87.7438		
	S	73.277		
47	T	110.8040		
	S	58.027		
48	T	98.7793		
	S	65.091		
49	T	109.0919	28.1637	73.7080
	S	58.937	24.621	75.010
50	T	90.9557		74.9066
	S	70.689		70.215
51	T	88.1234		
	S	72.961		
52	T	70.0125		
	S	91.835		
53	T	65.2798		
	S	98.493		
54	T	64.7562		
	S	99.289		
55	T	63.9894		
	S	100.479		
56	T	63.3238		
	S	101.535		
57	T	63.2113		
	S	101.716		

**Event:** Honda Indy Toronto  
**Track:** Streets of Toronto  
**Report:** Section Data Report  
**Session:** Race

**Round 10**  
**1.786 mile(s)**  
**NTT INDYCAR SERIES**  
**July 16, 2023**



**Section Data for Car 11 - Armstrong, Marcus (R)**

Lap	T/SF to I1	I1 to I2	I2 to I3A	I3A to I3	I3 to I4	I4 to I5	I5 to I6A	I6A to I6	I6 to I7A	I7A to I7	I7 to I8	I8 to I9A	I9A to I9	I9 to I10	I10 to SF	
58	T	0.5443	2.1532	3.9556	5.0007	7.7124	8.6127	5.3545	4.4721	4.8243	2.7287	2.6843	2.2523	2.6636	6.4970	3.6653
	S	147.813	136.794	77.566	122.710	167.086	78.610	70.035	83.091	122.109	110.942	57.405	75.680	52.731	90.566	129.656
59	T	0.5466	2.1419	3.9172	4.9474	7.7762	8.7162	5.3040	4.4626	4.7548	2.7327	2.7196	2.2981	2.6377	6.5251	3.6819
	S	147.191	137.516	78.326	124.032	165.715	77.677	70.701	83.268	123.894	110.780	56.659	74.172	53.249	90.176	129.071
60	T	0.5474	2.1533	3.9609	5.0204	7.7268	8.6629	5.2289	4.4541	4.7458	2.7529	2.7027	2.2581	2.6158	6.5092	3.6426
	S	146.976	136.788	77.462	122.229	166.775	78.155	71.717	83.427	124.129	109.967	57.014	75.486	53.695	90.397	130.464
61	T	0.5435	2.1997	3.9625	4.9885	7.7313	8.6777	5.2395	4.4649	4.7760	2.8213	2.7059	2.2605	2.6598	6.5313	3.6792
	S	148.030	133.903	77.430	123.010	166.678	78.021	71.572	83.225	123.344	107.301	56.946	75.406	52.806	90.091	129.166
62	T	0.5488	2.1391	3.9874	4.9847	7.7371	8.6445	5.2458	4.4992	4.7800	2.7706	2.7238	2.2490	2.6160	6.5525	3.6608
	S	146.601	137.696	76.947	123.104	166.553	78.321	71.486	82.590	123.241	109.264	56.572	75.791	53.691	89.799	129.815
63	T	0.5465	2.1349	3.9162	4.9977	7.7256	8.8107	5.3415	4.4998	4.8132	2.8634	2.7773	2.2825	2.6621	6.5777	3.6716
	S	147.218	137.967	78.346	122.784	166.801	76.844	70.205	82.579	122.391	105.723	55.482	74.679	52.761	89.455	129.433
64	T	0.5452	2.1375	4.0078	4.9924	7.6921	8.7301	5.3659	4.5494	4.8244	2.8298	2.7212	2.2501	2.7015	6.5206	3.6709
	S	147.569	137.799	76.555	122.914	167.527	77.553	69.886	81.679	122.107	106.978	56.626	75.754	51.991	90.238	129.458
65	T	0.5468	2.1416	3.9583	4.9201	7.7191	8.7812	5.2964	4.4993	4.7981	2.8355	2.7199	2.3418	2.6537	6.7047	3.6988
	S	147.137	137.535	77.513	124.720	166.941	77.102	70.803	82.589	122.776	106.763	56.653	72.788	52.928	87.761	128.481
66	T	0.5476	2.1582	3.9791	4.8961	7.6277	8.7684	5.3302	4.5297	4.7661	2.7477	2.7387	2.2576	2.6855	6.4888	3.6708
	S	146.922	136.477	77.107	125.332	168.942	77.214	70.354	82.034	123.600	110.175	56.264	75.503	52.301	90.681	129.461
67	T	0.5459	2.1248	3.9273	5.0002	7.7089	8.7024	5.2756	4.4684	4.8130	2.7750	2.7174	2.2675	2.6296	6.4877	3.6615
	S	147.380	138.623	78.124	122.722	167.162	77.800	71.082	83.160	122.396	109.091	56.705	75.173	53.413	90.696	129.790
68	T	0.5446	2.1750	3.9690	4.8960	7.7010	8.7547	5.3005	4.4800	4.8067	2.7830	2.7395	2.2424	2.6840	6.5202	3.6882
	S	147.731	135.423	77.304	125.334	167.334	77.335	70.748	82.944	122.556	108.777	56.248	76.014	52.330	90.244	128.851
69	T	0.5472	2.1133	3.9427	5.0192	7.7022	8.7287	5.2719	4.5046	4.8504	2.6566	2.7591	2.2674	2.6310	6.4636	3.6525
	S	147.030	139.377	77.819	122.258	167.308	77.565	71.132	82.491	121.452	113.953	55.848	75.176	53.384	91.034	130.110
70	T	0.5436	2.1190	3.9905	4.9873	7.6960	8.6885	5.2739	4.4832	4.8634	2.7299	2.7508	2.2505	2.6723	6.5327	3.6752
	S	148.003	139.002	76.887	123.040	167.442	77.924	71.105	82.885	121.127	110.893	56.017	75.741	52.559	90.071	129.307
71	T	0.5450	2.1309	3.9043	4.9507	7.6908	8.7674	5.3139	4.4875	4.8682	2.7706	2.7475	2.2944	2.6397	6.5018	3.6737
	S	147.623	138.226	78.585	123.949	167.556	77.223	70.570	82.806	121.008	109.264	56.084	74.292	53.209	90.499	129.359
72	T	0.5459	2.1683	3.9884	5.0257	7.7008	8.7185	5.2813	4.4903	4.8182	2.7057	2.7368	2.3007	2.6649	6.5862	3.6670
	S	147.380	135.842	76.928	122.100	167.338	77.656	71.005	82.754	122.264	111.885	56.303	74.088	52.705	89.340	129.596
73	T	0.5438	2.1213	3.9627	5.0178	7.6634	8.7870	5.3466	4.5150	4.8511	2.7662	2.7860	2.2985	2.7052	6.7869	3.6913
	S	147.949	138.851	77.427	122.292	168.155	77.051	70.138	82.301	121.435	109.438	55.309	74.159	51.920	86.698	128.743
74	T	0.5437	2.2806	4.0342	4.9459	7.4551	8.9014	5.3490	4.5282	4.8730	2.7466	2.7364	2.2447	2.6562	6.5407	3.6763
	S	147.976	129.153	76.054	124.070	172.853	76.061	70.107	82.062	120.889	110.219	56.312	75.936	52.878	89.961	129.268
75	T	0.5467	2.1347	4.0145	4.9396	7.6604	8.6712	5.3335	4.5041	4.8533	2.7294	2.6811	2.2433	2.6362	6.5112	3.6524
	S	147.164	137.980	76.427	124.228	168.221	78.080	70.310	82.501	121.379	110.913	57.473	75.984	53.279	90.369	130.114
76	T	0.5430	2.1365	3.9561	5.0200	7.6787	8.6652	5.3053	4.4916	4.8821	2.7545	2.7246	2.2269	2.6737	6.5709	3.6848
	S	148.167	137.864	77.556	122.238	167.820	78.134	70.684	82.730	120.663	109.903	56.555	76.543	52.532	89.548	128.970

**Event:** Honda Indy Toronto  
**Track:** Streets of Toronto  
**Report:** Section Data Report  
**Session:** Race

**Round 10**  
**1.786 mile(s)**

**NTT INDYCAR SERIES**  
**July 16, 2023**



**Section Data for Car 11 - Armstrong, Marcus (R)**

Lap	T/Slap	PI to PO	PO to I8	SF to PI
58	T	63.1210		
	S	101.862		
59	T	63.1620		
	S	101.795		
60	T	62.9818		
	S	102.087		
61	T	63.2416		
	S	101.667		
62	T	63.1393		
	S	101.832		
63	T	63.6207		
	S	101.061		
64	T	63.5389		
	S	101.192		
65	T	63.6153		
	S	101.070		
66	T	63.1922		
	S	101.747		
67	T	63.1052		
	S	101.887		
68	T	63.2848		
	S	101.598		
69	T	63.1104		
	S	101.879		
70	T	63.2568		
	S	101.643		
71	T	63.2864		
	S	101.595		
72	T	63.3987		
	S	101.415		
73	T	63.8428		
	S	100.710		
74	T	63.5120		
	S	101.234		
75	T	63.1116		
	S	101.877		
76	T	63.3139		
	S	101.551		

Event: Honda Indy Toronto  
Track: Streets of Toronto  
Report: Section Data Report  
Session: Race

Round 10  
1.786 mile(s)  
NTT INDYCAR SERIES  
July 16, 2023



Section Data for Car 11 - Armstrong, Marcus (R)

Lap	T/SF to I1	I1 to I2	I2 to I3A	I3A to I3	I3 to I4	I4 to I5	I5 to I6A	I6A to I6	I6 to I7A	I7A to I7	I7 to I8	I8 to I9A	I9A to I9	I9 to I10	I10 to SF	
77	T	0.5482	2.1093	4.0285	4.9837	7.6718	8.6713	5.2924	4.5410	4.8739	2.7396	2.6907	2.2537	2.6361	6.5036	3.6586
	S	146.761	139.641	76.162	123.129	167.971	78.079	70.856	81.830	120.866	110.501	57.268	75.633	53.281	90.474	129.893
78	T	0.5436	2.1406	3.9851	5.0010	7.6897	8.6472	5.2686	4.5414	4.8634	2.7102	2.6902	2.2809	2.6725	6.5304	3.6758
	S	148.003	137.599	76.991	122.703	167.580	78.296	71.176	81.823	121.127	111.699	57.279	74.731	52.555	90.103	129.285
79	T	0.5452	2.1367	4.0013	4.9280	7.6016	8.7790	5.2952	4.5507	4.8959	2.6865	2.7360	2.3171	2.6175	6.4841	3.6179
	S	147.569	137.851	76.680	124.520	169.522	77.121	70.819	81.656	120.323	112.685	56.320	73.564	53.660	90.746	131.354
80	T	0.5390	2.1116	4.0087	4.9616	7.6268	8.8300	5.3267	4.8399	5.3070	3.0627	2.9430	2.3868	3.1658	7.2756	3.7968
	S	149.266	139.489	76.538	123.677	168.962	76.676	70.400	76.777	111.003	98.843	52.358	71.416	44.366	80.874	125.165
81	T	0.5586	2.2448	4.2644	5.1497	7.7168	9.1341	5.4377	4.5851	4.9071	2.7366	2.7330	2.3203	2.6541	6.6007	3.6610
	S	144.029	131.212	71.949	119.160	166.991	74.123	68.963	81.043	120.049	110.622	56.382	73.462	52.920	89.143	129.808
82	T	0.5428	2.1345	4.1996	4.9875	7.6482	8.9775	5.3268	4.6206	4.9353	2.7534	2.7541	2.3212	2.6734	6.4988	3.6819
	S	148.221	137.993	73.059	123.035	168.489	75.416	70.399	80.420	119.363	109.947	55.950	73.434	52.538	90.541	129.071
83	T	0.5435	2.1048	4.0158	5.0219	7.6493	9.0942	5.3418	4.8096	4.9711	2.7874	2.7907	2.3260	2.6771	6.5670	3.6372
	S	148.030	139.940	76.403	122.192	168.465	74.448	70.201	77.260	118.503	108.606	55.216	73.282	52.465	89.601	130.657
84	T	0.5375	2.1906	4.1244	5.0395	7.5947	9.0905	6.0927	4.7928	5.0296	2.8761	2.8498	2.3785	2.6307	6.7520	3.6912
	S	149.683	134.459	74.391	121.765	169.676	74.478	61.549	77.531	117.125	105.256	54.071	71.665	53.391	87.146	128.746
85	T	0.5448	2.2713	4.2078	5.1125	7.7019	9.1013	5.5312	4.7276	5.0236	2.8634	2.8564	2.3675	2.6891	6.8375	3.7437
	S	147.677	129.681	72.917	120.027	167.314	74.390	67.797	78.600	117.265	105.723	53.946	71.998	52.231	86.056	126.941
86	T	0.5754	2.8543	5.5782	8.8290	14.8408										
	S	139.824	103.194	55.003	69.502	86.831										

**Event:** Honda Indy Toronto  
**Track:** Streets of Toronto  
**Report:** Section Data Report  
**Session:** Race

**Round 10**  
**1.786 mile(s)**

**NTT INDYCAR SERIES**  
**July 16, 2023**



**Section Data for Car 11 - Armstrong, Marcus (R)**

Lap	T/SLap	PI to PO	PO to I8	SF to PI
77	T	63.2024		
	S	101.730		
78	T	63.2406		
	S	101.669		
79	T	63.1927		
	S	101.746		
80	T	66.1820		
	S	97.150		
81	T	64.7040		
	S	99.369		
82	T	64.0556		
	S	100.375		
83	T	64.3374		
	S	99.936		
84	T	65.6706		
	S	97.907		
85	T	65.5796		
	S	98.043		
86	T			
	S			

Event: Honda Indy Toronto  
Track: Streets of Toronto  
Report: Section Data Report  
Session: Race

Round 10  
1.786 mile(s)  
NTT INDYCAR SERIES  
July 16, 2023



Section Data for Car 12 - Power, Will

Lap	T/SF to I1	I1 to I2	I2 to I3A	I3A to I3	I3 to I4	I4 to I5	I5 to I6A	I6A to I6	I6 to I7A	I7A to I7	I7 to I8	I8 to I9A	I9A to I9	I9 to I10	I10 to SF	
1	T	0.5913	2.4412	5.0938	5.5254	8.4666	14.3355	8.1458	7.1227	7.5991	4.5879	3.2528	3.2406	3.2853	9.2846	7.1134
	S	136.064	120.656	60.234	111.057	152.202	47.229	46.036	52.170	77.521	65.984	47.372	52.600	42.752	63.375	66.807
2	T	1.6054	6.6181			22.5839	12.7411	7.1275	6.6032	9.4855	5.8313	3.4915	3.1929	3.8117	13.1250	6.8330
	S	50.115	44.506			57.060	53.139	52.613	56.274	62.104	51.914	44.133	53.385	36.848	44.831	69.549
3	T	1.4281	5.7605			18.1236	12.6296	6.5640	5.3047	7.4204	4.4596	3.1409	3.6232	3.9535	11.3984	8.0946
	S	56.337	51.132			71.103	53.608	57.130	70.049	79.388	67.882	49.059	47.045	35.527	51.622	58.709
4	T	1.3966	6.4092			16.6521	11.8074	6.3851	5.6398	8.1382	5.0316	3.0757	3.1437	3.2125	9.6886	9.0638
	S	57.607	45.957			77.386	57.341	58.730	65.887	72.386	60.165	50.099	54.221	43.721	60.732	52.431
5	T	1.9077	5.8541			17.9034	12.7546	6.7688	5.6837	7.2976	4.2210	2.9985	3.0662	3.1024	9.1673	7.7960
	S	42.174	50.314			71.977	53.082	55.401	65.378	80.724	71.719	51.389	55.591	45.273	64.186	60.958
6	T	1.2738	4.9227			16.8109	11.4648	6.5601	5.3118	7.0586	4.3900	2.9659	3.0895	3.0935	8.6019	7.0716
	S	63.161	59.834			76.655	59.054	57.164	69.956	83.457	68.958	51.954	55.172	45.403	68.405	67.202
7	T	1.3935	5.6701			19.0124	11.6039	6.3794	5.2646	7.0608	4.1026	2.9797	3.1019	3.1298	8.5332	7.6248
	S	57.736	51.947			67.779	58.346	58.783	70.583	83.431	73.789	51.714	54.952	44.877	68.955	62.327
8	T	1.5507	5.9149			16.7426	11.9205	6.6723	5.3575	7.0151	4.1838	3.1296	3.1502	3.0873	7.7264	6.6839
	S	51.883	49.797			76.968	56.797	56.203	69.359	83.975	72.357	49.237	54.109	45.494	76.156	71.100
9	T	0.8198	2.8003	4.9651	8.7068	11.0019	10.1420	7.6262	7.3043	10.7770	5.5611	3.2108	3.9185	3.9573	7.4881	3.8309
	S	98.139	105.184	61.795	70.478	117.129	66.757	49.173	50.873	54.662	54.437	47.991	43.500	35.493	78.579	124.051
10	T	0.5556	2.3060	4.2058	5.0935	7.7385	8.9657	5.8894	4.6319	4.7531	2.9895	2.7839	2.2429	2.7060	6.9159	3.7130
	S	144.807	127.730	72.951	120.474	166.523	75.515	63.674	80.224	123.938	101.264	55.351	75.997	51.905	85.081	127.990
11	T	0.5486	2.1597	4.0344	5.0569	7.7503	8.6660	5.3087	4.4461	4.7345	2.8222	2.6664	2.1952	2.5666	6.6284	3.6517
	S	146.654	136.383	76.051	121.346	166.269	78.127	70.639	83.577	124.425	107.266	57.790	77.649	54.724	88.771	130.139
12	T	0.5447	2.1527	3.9853	5.0699	7.8159	8.4704	5.1659	4.3682	4.7187	2.8262	2.6639	2.1824	2.4971	6.4862	3.6524
	S	147.704	136.826	76.987	121.035	164.874	79.931	72.591	85.067	124.842	107.115	57.844	78.104	56.247	90.717	130.114
13	T	0.5458	2.1387	3.8663	4.9941	7.8430	8.4174	5.2107	4.3410	4.7013	2.7567	2.6277	2.2019	2.5772	6.5862	3.7053
	S	147.407	137.722	79.357	122.872	164.304	80.434	71.967	85.600	125.304	109.815	58.641	77.412	54.499	89.340	128.256
14	T	0.5500	2.1513	3.8275	4.9823	7.7983	8.4272	5.1165	4.3711	4.7894	2.7712	2.7005	2.2178	2.5777	6.7182	3.6925
	S	146.281	136.915	80.162	123.163	165.246	80.340	73.292	85.011	122.999	109.240	57.060	76.857	54.488	87.584	128.701
15	T	0.5494	2.1934	3.9213	5.0487	7.5394	8.3784	5.1893	4.4120	4.7743	2.7835	2.6085	2.1940	2.5500	6.5957	3.7285
	S	146.441	134.287	78.244	121.543	170.920	80.808	72.264	84.223	123.388	108.758	59.073	77.691	55.080	89.211	127.458
16	T	0.5526	2.1262	3.8534	4.8971	7.7471	8.5494	5.1734	4.4460	4.7710	2.7940	2.6110	2.1828	2.5763	6.7022	3.7122
	S	145.593	138.531	79.623	125.306	166.338	79.192	72.486	83.579	123.473	108.349	59.016	78.090	54.518	87.793	128.018
17	T	0.5518	2.1726	3.9703	5.0587	7.7578	8.4614	5.1716	4.4486	4.8032	2.7403	2.6513	2.1954	2.6477	6.5694	3.7209
	S	145.804	135.573	77.278	121.303	166.108	80.016	72.511	83.530	122.646	110.472	58.119	77.642	53.048	89.568	127.718
18	T	0.5520	2.1282	3.8551	4.9933	7.7476	8.2825	5.0807	4.3889	4.7168	2.7050	2.5657	2.1697	2.5141	6.5328	3.6706
	S	145.751	138.401	79.588	122.892	166.327	81.744	73.809	84.666	124.892	111.914	60.058	78.561	55.867	90.070	129.469
19	T	0.5467	2.1123	3.8550	5.0709	7.7641	8.3702	5.0916	4.4105	4.7503	2.7102	2.6550	2.1806	2.5472	6.4864	3.6721
	S	147.164	139.443	79.590	121.011	165.974	80.888	73.651	84.251	124.011	111.699	58.038	78.169	55.141	90.714	129.416

Event: Honda Indy Toronto  
Track: Streets of Toronto  
Report: Section Data Report  
Session: Race

Round 10  
1.786 mile(s)  
NTT INDYCAR SERIES  
July 16, 2023



Section Data for Car 12 - Power, Will

Lap	T/Slap	PI to PO	PO to I8	SF to PI
1	T	90.0860	86.9079	
	S	71.372	63.618	
2	T	126.5815		
	S	50.794		
3	T	116.0132		
	S	55.421		
4	T	111.3807		
	S	57.726		
5	T	108.8473		
	S	59.070		
6	T	106.1067		
	S	60.596		
7	T	108.1152		
	S	59.470		
8	T	104.5349		
	S	61.507		
9	T	92.1101		
	S	69.803		
10	T	65.4907		
	S	98.176		
11	T	63.2357		
	S	101.677		
12	T	62.5999		
	S	102.709		
13	T	62.5133		
	S	102.852		
14	T	62.6915		
	S	102.559		
15	T	62.4664		
	S	102.929		
16	T	62.6947		
	S	102.554		
17	T	62.9210		
	S	102.185		
18	T	61.9030		
	S	103.866		
19	T	62.2231		
	S	103.331		

**Event:** Honda Indy Toronto  
**Track:** Streets of Toronto  
**Report:** Section Data Report  
**Session:** Race

**Round 10**  
**1.786 mile(s)**

**NTT INDYCAR SERIES**  
**July 16, 2023**



**Section Data for Car 12 - Power, Will**

Lap	T/SF to I1	I1 to I2	I2 to I3A	I3A to I3	I3 to I4	I4 to I5	I5 to I6A	I6A to I6	I6 to I7A	I7A to I7	I7 to I8	I8 to I9A	I9A to I9	I9 to I10	I10 to SF	
20	T	0.5471	2.1195	3.9293	5.0354	7.7740	8.4721	5.1509	4.4290	4.7489	2.6801	2.6063	2.1816	2.5230	6.5007	3.6795
	S	147.056	138.969	78.085	121.864	165.762	79.915	72.803	83.900	124.048	112.954	59.122	78.133	55.670	90.515	129.155
21	T	0.5471	2.1155	3.9366	5.0092	7.7601	8.3935	5.1229	4.4011	4.7154	2.6722	2.5744	2.1416	2.5442	6.4764	3.6483
	S	147.056	139.232	77.940	122.502	166.059	80.663	73.201	84.431	124.929	113.288	59.855	79.592	55.206	90.854	130.260
22	T	0.5443	2.1568	3.8562	5.0229	7.7513	8.4635	5.1671	4.4297	4.7722	2.7658	2.5953	2.1632	2.5414	6.4652	3.6753
	S	147.813	136.566	79.565	122.168	166.248	79.996	72.575	83.886	123.442	109.454	59.373	78.797	55.267	91.012	129.303
23	T	0.5473	2.1273	3.8563	5.0242	7.7802	8.4630	5.1549	4.7190	4.9483	2.7200	2.7268	2.2200	2.5781	6.6540	3.7711
	S	147.003	138.460	79.563	122.136	165.630	80.001	72.746	78.744	119.049	111.297	56.510	76.781	54.480	88.429	126.018
24	T	0.5546	2.1512	3.9902	5.1169	7.8095	8.5751	5.1399	4.4709	4.7910	2.7775	2.5965	2.1941	2.5556	6.4409	3.6767
	S	145.068	136.921	76.893	119.923	165.009	78.955	72.959	83.113	122.958	108.993	59.346	77.688	54.960	91.355	129.254
25	T	0.5468	2.1574	3.8744	5.0326	7.7492	8.4786	5.1205	4.4332	4.7813	2.7329	2.6281	2.1765	2.5410	6.5509	3.6892
	S	147.137	136.528	79.191	121.932	166.293	79.853	73.235	83.820	123.207	110.771	58.632	78.316	55.275	89.821	128.816
26	T	0.5466	2.1240	3.8657	5.0483	7.7629	8.5316	5.1467	4.4305	4.8576	2.7293	2.6340	2.2139	2.5429	6.4659	3.6974
	S	147.191	138.675	79.369	121.553	165.999	79.357	72.862	83.871	121.272	110.918	58.501	76.993	55.234	91.002	128.530
27	T	0.5469	2.1455	3.8920	5.0379	7.7562	8.4993	5.1818	4.4529	4.8068	2.7253	2.5932	2.1917	2.5507	6.4784	3.6915
	S	147.110	137.285	78.833	121.804	166.143	79.659	72.369	83.449	122.554	111.080	59.421	77.773	55.065	90.826	128.736
28	T	0.5471	2.1052	3.8408	5.0256	7.7326	8.4778	5.1421	4.4513	4.8124	2.7359	2.6637	2.2394	2.5556	6.4831	3.6629
	S	147.056	139.913	79.884	122.102	166.650	79.861	72.927	83.479	122.411	110.650	57.848	76.116	54.960	90.760	129.741
29	T	0.5448	2.1001	3.8669	5.0177	7.7467	8.5290	5.1339	4.4449	4.8455	2.7889	2.6534	2.1832	2.5501	6.4217	3.6588
	S	147.677	140.253	79.345	122.294	166.346	79.382	73.044	83.599	121.575	108.547	58.073	78.076	55.078	91.628	129.886
30	T	0.5444	2.1330	3.9175	5.0296	7.7443	8.4847	5.1663	4.4577	4.8006	2.6481	2.6298	2.2117	2.5385	6.4797	3.6977
	S	147.786	138.090	78.320	122.005	166.398	79.796	72.586	83.359	122.712	114.319	58.594	77.069	55.330	90.808	128.520
31	T	0.5478	2.0928	3.8630	5.0205	7.7368	8.4927	5.1730	4.5227	4.8252	2.7664	2.6226	2.1903	2.5745	6.5208	3.6638
	S	146.868	140.742	79.425	122.226	166.559	79.721	72.492	82.161	122.086	109.430	58.755	77.822	54.556	90.236	129.709
32	T	0.5440	2.1121	3.8679	5.0027	7.7221	8.7522	5.2714	4.5136	4.8133	2.7547	2.6408	2.2089	2.5455	6.4596	3.6592
	S	147.894	139.456	79.324	122.661	166.876	77.357	71.139	82.327	122.388	109.895	58.350	77.167	55.178	91.091	129.872
33	T	0.5429	2.1515	3.9189	5.0051	7.7042	8.7144	5.2333	4.5362	4.8711	2.7447	2.6203	2.2138	2.5762	6.5113	3.6880
	S	148.194	136.902	78.292	122.602	167.264	77.693	71.657	81.917	120.936	110.295	58.807	76.996	54.520	90.367	128.858
34	T	0.5439	2.1302	3.9640	5.0566	7.7106	8.7854	5.2392	4.5594	4.8738	2.7362	2.6484	2.2277	2.5651	6.4971	3.6889
	S	147.922	138.271	77.401	121.354	167.125	77.065	71.576	81.500	120.869	110.638	58.183	76.516	54.756	90.565	128.826
35	T	0.5439	2.1594	3.9495	5.1026	7.7146	8.8755	5.2719	4.5927	4.8588	2.7580	2.6619	2.2473	2.6074	6.4835	3.6750
	S	147.922	136.402	77.685	120.260	167.039	76.283	71.132	80.909	121.242	109.763	57.888	75.849	53.868	90.755	129.314
36	T	0.5424	2.1570	3.9775	5.0587	7.7046	8.8612	5.2717	4.6312	4.9710	2.7657	2.6963	2.2579	2.6147	6.5262	3.5875
	S	148.331	136.553	77.138	121.303	167.255	76.406	71.135	80.236	118.506	109.458	57.149	75.493	53.717	90.161	132.468
37	T	0.5262	2.1079	3.9797	5.0613	7.4813	9.0339	5.3366	4.6780	4.8479	2.7516	2.6741				
	S	152.897	139.734	77.096	121.241	172.248	74.945	70.269	79.434	121.515	110.019	57.623				
38	T	0.6096	2.4249	4.2877	5.0936	7.4902	9.4298	5.4892	4.7185	4.8866	2.9552	2.8052	2.2767	2.6252	6.5959	3.6993
	S	131.979	121.467	71.558	120.472	172.043	71.798	68.316	78.752	120.552	102.439	54.930	74.869	53.502	89.208	128.464

**Event:** Honda Indy Toronto  
**Track:** Streets of Toronto  
**Report:** Section Data Report  
**Session:** Race

**Round 10**  
**1.786 mile(s)**

**NTT INDYCAR SERIES**  
**July 16, 2023**



**Section Data for Car 12 - Power, Will**

Lap	T/Slap	PI to PO	PO to I8	SF to PI
20	T	62.3774		
	S	103.076		
21	T	62.0585		
	S	103.605		
22	T	62.3702		
	S	103.088		
23	T	63.2905		
	S	101.589		
24	T	62.8406		
	S	102.316		
25	T	62.4926		
	S	102.886		
26	T	62.5973		
	S	102.714		
27	T	62.5501		
	S	102.791		
28	T	62.4755		
	S	102.914		
29	T	62.4856		
	S	102.897		
30	T	62.4836		
	S	102.901		
31	T	62.6129		
	S	102.688		
32	T	62.8680		
	S	102.271		
33	T	63.0319		
	S	102.005		
34	T	63.2265		
	S	101.692		
35	T	63.5020		
	S	101.250		
36	T	63.6236		
	S	101.057		
37	T	84.4844	27.3280	55.8301
	S	76.104	25.374	99.030
38	T	65.3876		
	S	98.331		

**Event:** Honda Indy Toronto  
**Track:** Streets of Toronto  
**Report:** Section Data Report  
**Session:** Race

**Round 10**  
**1.786 mile(s)**

**NTT INDYCAR SERIES**  
**July 16, 2023**



**Section Data for Car 12 - Power, Will**

Lap	T/SF to I1	I1 to I2	I2 to I3A	I3A to I3	I3 to I4	I4 to I5	I5 to I6A	I6A to I6	I6 to I7A	I7A to I7	I7 to I8	I8 to I9A	I9A to I9	I9 to I10	I10 to SF	
39	T	0.5505	2.1370	3.9416	5.0698	7.7952	8.4983	5.1221	4.3997	4.7189	2.8096	2.6626	2.1949	2.5711	6.5974	3.6980
	S	146.148	137.831	77.841	121.038	165.312	79.668	73.212	84.458	124.836	107.747	57.872	77.659	54.628	89.188	128.509
40	T	0.5473	2.0881	3.8747	5.0635	7.7726	8.6430	5.2514	4.4567	4.7237	2.7740	2.6665	2.2437	2.5769	6.4713	3.6153
	S	147.003	141.059	79.185	121.188	165.792	78.335	71.410	83.378	124.710	109.130	57.788	75.970	54.505	90.926	131.449
41	T	0.5313	2.1120	3.8720	4.9408	7.7162	8.7269	5.2356	4.5078	4.7771	2.9232	2.6810	2.2360	2.5786	6.4630	3.6721
	S	151.430	139.463	79.240	124.198	167.004	77.581	71.625	82.433	123.316	103.560	57.475	76.232	54.469	91.043	129.416
42	T	0.5443	2.1675	3.9415	5.0820	9.3444	10.6291	6.3323	5.6119	6.4615	3.8045	3.2535	2.8688	4.1199	9.6604	4.9768
	S	147.813	135.892	77.843	120.747	137.905	63.697	59.220	66.215	91.169	79.571	47.362	59.417	34.092	60.909	95.489
43	T	0.7101	2.8059	4.4813	6.1646	12.5150	12.5171	7.8802	7.0795	9.7740	7.2437	4.2730	3.7053	6.2854	13.5180	6.8617
	S	113.300	104.974	68.466	99.542	102.967	54.090	47.588	52.488	60.271	41.792	36.062	46.003	22.346	43.528	69.258
44	T	1.1598	4.6436	5.0283	8.1407	17.5758	10.4989	6.0652	5.8424	10.4828	5.7883	3.4352	2.5949	3.2470	9.1881	7.1738
	S	69.369	63.430	61.018	75.379	73.319	64.487	61.828	63.602	56.196	52.300	44.856	65.688	43.257	64.040	66.245
45	T	0.8035	3.2791	5.2840	10.0365	12.8987	11.3516	7.5063	6.6226	8.3002	4.7909	3.7034	3.7300	4.4813	8.0349	3.8348
	S	100.130	89.825	58.066	61.140	99.904	59.643	49.958	56.110	70.973	63.188	41.608	45.698	31.342	73.232	123.925
46	T	0.5549	2.2202	4.4793	7.1378	13.5872	10.6860	6.2745	5.4746	6.0669	3.5163	3.1888	2.5735	3.1305	10.4424	6.4409
	S	144.989	132.666	68.497	85.970	94.842	63.358	59.766	67.875	97.099	86.093	48.323	66.235	44.866	56.348	73.783
47	T	0.8573	2.9251	4.7706	9.4937	15.3471	12.1547	8.3655	7.6370	10.8777	5.7471	3.6654	3.3613	4.6162	15.1838	6.8027
	S	93.846	100.696	64.314	64.636	83.966	55.702	44.827	48.657	54.156	52.675	42.039	50.711	30.426	38.752	69.859
48	T	0.7905	3.3061	4.8719	7.7690	13.7072	10.4422	6.1890	5.8599	9.4228	4.6343	3.4562	3.1045	4.2342	12.3189	7.9098
	S	101.777	89.092	62.977	78.985	94.012	64.837	60.591	63.413	62.518	65.323	44.584	54.906	33.171	47.765	60.081
49	T	1.3552	3.3589	4.7387	8.1801	13.1962	11.3465	6.3106	7.3838	8.4544	4.8742	3.1249				
	S	59.367	87.691	64.747	75.016	97.652	59.670	59.424	50.325	69.679	62.108	49.311				
50	T	0.6450	3.0006	5.2961	6.4944	16.3378	11.4798	6.0812	5.1341	7.4728	5.3227	3.1352	2.6830	3.6043	9.7313	7.0200
	S	124.736	98.162	57.933	94.487	78.875	58.977	61.665	72.377	78.831	56.875	49.149	63.531	38.969	60.466	67.696
51	T	1.3359	4.4250	4.8586	7.1670	13.9941	10.9290	5.9051	5.6171	7.8944	4.8647	3.1098	2.8920	3.5419	8.7600	3.8351
	S	60.225	66.564	63.150	85.620	92.084	61.949	63.504	66.154	74.621	62.229	49.550	58.940	39.655	67.170	123.915
52	T	0.5537	2.3140	4.5600	5.2400	7.8167	10.2755	6.1169	4.8362	4.8551	2.9692	2.9209	2.3051	2.7744	7.1230	3.7438
	S	145.303	127.288	67.285	117.106	164.857	65.889	61.306	76.835	121.334	101.956	52.755	73.947	50.625	82.607	126.937
53	T	0.5528	2.1880	4.2405	5.1553	7.7416	9.1726	5.6107	4.6578	4.7959	2.9303	2.8763	2.3747	2.7898	6.8907	3.7298
	S	145.540	134.619	72.354	119.030	166.456	73.812	66.837	79.778	122.832	103.309	53.573	71.779	50.346	85.392	127.414
54	T	0.5523	2.1787	4.1259	5.1058	7.5282	9.0636	5.6057	4.6225	4.8257	2.8721	2.7889	2.3048	2.6169	6.6586	3.7033
	S	145.672	135.193	74.364	120.184	171.175	74.699	66.896	80.387	122.074	105.403	55.252	73.956	53.672	88.368	128.325
55	T	0.5518	2.1654	4.0439	5.1331	7.6739	8.6780	5.4200	4.5433	4.8040	2.8536	2.7224	2.3027	2.5671	6.5841	3.6859
	S	145.804	136.024	75.872	119.545	167.925	78.019	69.188	81.789	122.625	106.086	56.601	74.024	54.713	89.368	128.931
56	T	0.5484	2.1880	3.8706	5.0620	7.8953	8.6579	5.2382	4.4868	4.7620	2.8119	2.6834	2.2647	2.4857	6.5961	3.6732
	S	146.708	134.619	79.269	121.224	163.216	78.200	71.589	82.819	123.707	107.659	57.424	75.266	56.505	89.206	129.377
57	T	0.5479	2.1629	3.8642	5.0493	7.8538	8.5366	5.2482	4.4574	4.7894	2.7685	2.6217	2.2096	2.5306	6.5047	3.6773
	S	146.842	136.181	79.400	121.529	164.078	79.311	71.453	83.365	122.999	109.347	58.775	77.143	55.502	90.459	129.233

Event: Honda Indy Toronto  
Track: Streets of Toronto  
Report: Section Data Report  
Session: Race

Round 10  
1.786 mile(s)

NTT INDYCAR SERIES  
July 16, 2023



Section Data for Car 12 - Power, Will

Lap	T/Slap	PI to PO	PO to I8	SF to PI
39	T	62.7667		
	S	102.436		
40	T	62.7687		
	S	102.433		
41	T	62.9736		
	S	102.100		
42	T	78.7984		
	S	81.596		
43	T	105.8148		
	S	60.763		
44	T	100.8648		
	S	63.745		
45	T	94.6578		
	S	67.925		
46	T	85.7738		
	S	74.960		
47	T	111.8052		
	S	57.507		
48	T	98.0165		
	S	65.597		
49	T	107.8934	26.0571	76.5618
	S	59.592	26.611	72.214
50	T	93.4383		
	S	68.811		
51	T	89.1297		
	S	72.138		
52	T	68.4045		
	S	93.994		
53	T	65.7068		
	S	97.853		
54	T	64.5530		
	S	99.602		
55	T	63.7292		
	S	100.889		
56	T	63.2242		
	S	101.695		
57	T	62.8221		
	S	102.346		

**Event:** Honda Indy Toronto  
**Track:** Streets of Toronto  
**Report:** Section Data Report  
**Session:** Race

**Round 10**  
**1.786 mile(s)**  
**NTT INDYCAR SERIES**  
**July 16, 2023**



**Section Data for Car 12 - Power, Will**

Lap	T/SF to I1	I1 to I2	I2 to I3A	I3A to I3	I3 to I4	I4 to I5	I5 to I6A	I6A to I6	I6 to I7A	I7A to I7	I7 to I8	I8 to I9A	I9A to I9	I9 to I10	I10 to SF	
58	T	0.5485	2.1615	3.8829	5.0605	7.8194	8.5446	5.1872	4.4866	4.7604	2.8036	2.6391	2.2196	2.5209	6.5075	3.6919
	S	146.681	136.269	79.018	121.260	164.800	79.237	72.293	82.822	123.748	107.978	58.388	76.795	55.716	90.420	128.722
59	T	0.5485	2.1477	3.8924	5.0493	7.8592	8.6468	5.2179	4.5276	4.7836	2.8699	2.6555	2.2435	2.5509	6.4890	3.6932
	S	146.681	137.145	78.825	121.529	163.965	78.300	71.868	82.072	123.148	105.484	58.027	75.977	55.061	90.678	128.676
60	T	0.5487	2.1930	3.9393	5.0691	7.8636	8.6094	5.1751	4.5559	4.7980	2.9356	2.6918	2.2372	2.5984	6.5808	3.6988
	S	146.628	134.312	77.886	121.054	163.874	78.640	72.462	81.563	122.778	103.123	57.245	76.191	54.054	89.413	128.481
61	T	0.5500	2.1679	3.8890	5.0416	7.8238	8.6435	5.2046	4.4809	4.7578	2.8568	2.6705	2.2440	2.5587	6.5668	3.6946
	S	146.281	135.867	78.894	121.715	164.707	78.330	72.052	82.928	123.816	105.967	57.701	75.960	54.893	89.604	128.628
62	T	0.5493	2.1936	3.8752	5.0250	7.8747	8.6250	5.2036	4.5218	4.7377	2.8574	2.6758	2.2318	2.5295	6.4906	3.5730
	S	146.467	134.275	79.175	122.117	163.643	78.498	72.065	82.178	124.341	105.945	57.587	76.375	55.527	90.656	133.005
63	T	0.5270	2.1410	3.9830	4.9093	7.4542	9.0505	5.8665	4.6184	4.8611	2.7838	2.6795	2.2405	2.5710	6.5494	3.6742
	S	152.665	137.574	77.032	124.995	172.874	74.808	63.922	80.459	121.185	108.746	57.507	76.079	54.630	89.842	129.342
64	T	0.5484	2.1495	3.8847	5.0575	7.9079	8.5376	5.2263	4.4822	4.7762	2.7794	2.6593	2.2174	2.5502	6.4273	3.6683
	S	146.708	137.030	78.981	121.332	162.956	79.302	71.752	82.904	123.339	108.918	57.944	76.871	55.076	91.548	129.550
65	T	0.5473	2.1670	3.8529	5.0495	7.8544	8.5308	5.1239	4.5191	4.7842	2.8330	2.7007	2.2547	2.5487	6.3699	3.6681
	S	147.003	135.923	79.633	121.524	164.066	79.365	73.186	82.227	123.133	106.857	57.056	75.600	55.108	92.373	129.557
66	T	0.5458	2.1680	3.8328	5.0280	7.8904	8.5796	5.2166	4.4670	4.7606	2.7829	2.6479	2.2134	2.5489	6.5180	3.7723
	S	147.407	135.860	80.051	122.044	163.317	78.913	71.886	83.186	123.743	108.781	58.194	77.010	55.104	90.274	125.978
67	T	0.5542	2.1596	3.8315	5.1073	7.8892	8.6790	5.2119	4.5015	4.7671	2.7447	2.6397	2.2112	2.5173	6.5511	3.6736
	S	145.172	136.389	80.078	120.149	163.342	78.010	71.951	82.548	123.574	110.295	58.374	77.087	55.796	89.818	129.363
68	T	0.5458	2.1567	3.8672	5.0982	7.8857	8.5521	5.1582	4.4833	4.7751	2.7845	2.6152	2.1841	2.5159	6.5704	3.6858
	S	147.407	136.572	79.339	120.363	163.414	79.167	72.700	82.883	123.367	108.719	58.921	78.043	55.827	89.555	128.935
69	T	0.5467	2.1441	3.9064	5.0694	7.8823	8.5456	5.1536	4.5666	4.7943	2.8083	2.6712	2.2352	2.5331	6.4995	3.6650
	S	147.164	137.375	78.542	121.047	163.485	79.227	72.765	81.371	122.873	107.797	57.686	76.259	55.448	90.531	129.666
70	T	0.5451	2.1665	3.8540	5.0406	7.8851	8.6110	5.1227	4.4959	4.7986	2.7504	2.6495	2.2205	2.5402	6.6185	3.6084
	S	147.596	135.955	79.610	121.739	163.427	78.626	73.204	82.651	122.763	110.067	58.158	76.764	55.293	88.904	131.700
71	T	0.5313	2.1326	3.9510	5.0214	7.9276	8.7910	5.1641	4.5302	4.7902	2.8571	2.7143	2.2160	2.5428	6.5550	3.6657
	S	151.430	138.116	77.656	122.204	162.551	77.016	72.617	82.025	122.978	105.956	56.770	76.920	55.236	89.765	129.642
72	T	0.5461	2.1892	3.8684	5.0077	7.9518	8.6921	5.1151	4.4865	4.7591	2.7901	2.6512	2.2249	2.5501	6.5344	3.5725
	S	147.326	134.545	79.314	122.539	162.056	77.892	73.312	82.824	123.782	108.501	58.121	76.612	55.078	90.048	133.024
73	T	0.5302	2.1503	3.9458	4.8947	7.4785	9.0503	5.3850	4.6313	4.7985	2.9272	2.6810	2.2182	2.5624	6.6477	3.6875
	S	151.744	136.979	77.758	125.368	172.312	74.809	69.638	80.235	122.766	103.419	57.475	76.844	54.814	88.513	128.875
74	T	0.5470	2.2097	3.8652	5.0147	7.8974	8.6107	5.2381	4.5854	4.8271	2.8850	2.6875	2.2567	2.5742	6.5046	3.6020
	S	147.083	133.297	79.380	122.368	163.172	78.628	71.591	81.038	122.038	104.931	57.336	75.533	54.562	90.460	131.934
75	T	0.5361	2.1746	3.9547	4.9979	7.8384	8.7467	5.2271	4.5593	4.7958	2.8149	2.6717	2.2720	2.6050	6.4941	3.6632
	S	150.074	135.448	77.583	122.779	164.400	77.406	71.742	81.502	122.835	107.545	57.675	75.024	53.917	90.607	129.730
76	T	0.5441	2.1816	3.9027	4.8953	7.4860	8.9338	5.2901	4.5718	4.8193	2.9551	2.7327	2.2486	2.5651	6.4868	3.7092
	S	147.867	135.014	78.617	125.352	172.140	75.785	70.887	81.279	122.236	102.442	56.388	75.805	54.756	90.709	128.121

**Event:** Honda Indy Toronto  
**Track:** Streets of Toronto  
**Report:** Section Data Report  
**Session:** Race

**Round 10**  
**1.786 mile(s)**

**NTT INDYCAR SERIES**  
**July 16, 2023**



**Section Data for Car 12 - Power, Will**

Lap	T/Slap	PI to PO	PO to I8	SF to PI
58	T	62.8342		
	S	102.326		
59	T	63.1750		
	S	101.774		
60	T	63.4947		
	S	101.262		
61	T	63.1505		
	S	101.814		
62	T	62.9640		
	S	102.115		
63	T	63.9094		
	S	100.605		
64	T	62.8722		
	S	102.265		
65	T	62.8042		
	S	102.375		
66	T	62.9722		
	S	102.102		
67	T	63.0389		
	S	101.994		
68	T	62.8782		
	S	102.255		
69	T	63.0213		
	S	102.023		
70	T	62.9070		
	S	102.208		
71	T	63.3903		
	S	101.429		
72	T	62.9392		
	S	102.156		
73	T	63.5886		
	S	101.112		
74	T	63.3053		
	S	101.565		
75	T	63.3515		
	S	101.491		
76	T	63.3222		
	S	101.538		

**Event:** Honda Indy Toronto  
**Track:** Streets of Toronto  
**Report:** Section Data Report  
**Session:** Race

**Round 10**  
**1.786 mile(s)**

**NTT INDYCAR SERIES**  
**July 16, 2023**



**Section Data for Car 12 - Power, Will**

Lap	T/SF to I1	I1 to I2	I2 to I3A	I3A to I3	I3 to I4	I4 to I5	I5 to I6A	I6A to I6	I6 to I7A	I7A to I7	I7 to I8	I8 to I9A	I9A to I9	I9 to I10	I10 to SF	
77	T	0.5499	2.1887	3.9290	5.0418	7.9197	8.6026	5.2783	4.5747	4.8134	2.8131	2.6915	2.2407	2.5861	6.5055	3.6796
	S	146.308	134.576	78.091	121.710	162.713	78.702	71.046	81.227	122.386	107.613	57.251	76.072	54.311	90.448	129.152
78	T	0.5462	2.2051	3.9045	5.0247	7.8979	8.7101	5.2183	4.5256	4.7845	2.8591	2.7064	2.2610	2.5718	6.5062	3.6940
	S	147.299	133.575	78.581	122.124	163.162	77.731	71.862	82.109	123.125	105.882	56.936	75.389	54.613	90.438	128.648
79	T	0.5487	2.2032	3.9230	5.0381	7.8682	8.7734	5.2532	4.5449	4.7724	2.7954	2.7227	2.2749	2.5785	6.6593	3.6865
	S	146.628	133.690	78.210	121.799	163.778	77.170	71.385	81.760	123.437	108.295	56.595	74.928	54.471	88.359	128.910
80	T	0.5480	2.1628	3.9017	5.0792	7.7620	8.7773	5.3525	4.9773	4.8605	2.9334	2.7528	2.2914	2.6353	6.5619	3.5892
	S	146.815	136.187	78.637	120.814	166.019	77.136	70.061	74.657	121.200	103.200	55.976	74.389	53.297	89.671	132.405
81	T	0.5335	2.1703	4.0452	4.9325	7.6883	8.9121	5.7125	4.6848	4.8482	2.9639	2.7602	2.2636	2.6163	6.5634	3.6572
	S	150.805	135.716	75.847	124.407	167.610	75.969	65.646	79.318	121.507	102.138	55.826	75.302	53.684	89.650	129.943
82	T	0.5437	2.2337	4.0239	5.0336	7.6237	9.1666	5.2890	4.6122	4.8204	2.8617	2.7462	2.3138	2.6611	6.5040	3.6934
	S	147.976	131.864	76.249	121.908	169.030	73.860	70.902	80.567	122.208	105.786	56.111	73.669	52.781	90.469	128.669
83	T	0.5486	2.2247	3.9908	5.0720	7.9722	8.7962	5.3253	4.6091	4.8196	2.8541	2.7295	2.2688	2.6422	6.5534	3.7118
	S	146.654	132.398	76.881	120.985	161.641	76.970	70.419	80.621	122.228	106.068	56.454	75.130	53.158	89.787	128.031
84	T	0.5487	2.2270	4.1032	5.1509	7.9350	8.8955	5.2360	4.6093	4.8041	2.7922	2.7744				
	S	146.628	132.261	74.775	119.132	162.399	76.111	71.620	80.618	122.623	108.419	55.540				
85	T	0.6172	2.4094	4.5000	5.2051	7.6469	8.7489	5.3444	4.6162	4.8098	2.9873	2.8306	2.3426	2.7943	7.0085	3.7560
	S	130.354	122.248	68.182	117.891	168.517	77.386	70.167	80.497	122.477	101.338	54.438	72.763	50.265	83.956	126.525
86	T	0.5772	3.0611	5.1196	8.2450											
	S	139.388	96.222	59.930	74.425											

**Event:** Honda Indy Toronto  
**Track:** Streets of Toronto  
**Report:** Section Data Report  
**Session:** Race

**Round 10**  
**1.786 mile(s)**

**NTT INDYCAR SERIES**  
**July 16, 2023**



**Section Data for Car 12 - Power, Will**

Lap	T/SLap	PI to PO	PO to I8	SF to PI
77	T	63.4146		
	S	101.390		
78	T	63.4154		
	S	101.389		
79	T	63.6424		
	S	101.027		
80	T	64.1853		
	S	100.172		
81	T	64.3520		
	S	99.913		
82	T	64.1270		
	S	100.264		
83	T	64.1183		
	S	100.277		
84	T	86.0992	28.4620	55.3408
	S	74.677	24.363	99.906
85	T	65.6172		
	S	97.987		
86	T			
	S			

Event: Honda Indy Toronto  
Track: Streets of Toronto  
Report: Section Data Report  
Session: Race

Round 10  
1.786 mile(s)  
NTT INDYCAR SERIES  
July 16, 2023



Section Data for Car 14 - Ferrucci, Santino

Lap	T/SF to I1	I1 to I2	I2 to I3A	I3A to I3	I3 to I4	I4 to I5	I5 to I6A	I6A to I6	I6 to I7A	I7A to I7	I7 to I8	I8 to I9A	I9A to I9	I9 to I10	I10 to SF	
1	T	0.5716	2.6280	6.0811	94.5215	9.0891	10.1002	6.2333	4.8268	5.2282	3.3465	2.9358	2.5088	2.7938	7.7440	4.1896
	S	140.753	112.080	50.454	6.492	141.778	67.033	60.161	76.985	112.676	90.461	52.487	67.943	50.274	75.983	113.430
2	T	0.6992	3.1613			12.8366	12.1717	6.9985	5.3720	6.6924	4.2637	3.2958				
	S	115.067	93.172			100.388	55.625	53.583	69.172	88.024	71.001	46.754				
3	T	0.8310	3.6276			16.0113	12.9626	6.9656	5.4868	6.4161	3.5542	3.1135	2.9073	3.0932	8.2847	9.1145
	S	96.817	81.196			80.483	52.231	53.836	67.725	91.814	85.175	49.491	58.630	45.408	71.024	52.140
4	T	2.2235	9.1937			18.1758	14.2997	6.8015	5.2976	6.0091	3.4505	3.1421	2.9510	3.1759	8.5148	6.0774
	S	36.184	32.038			70.898	47.347	55.135	70.143	98.033	87.734	49.041	57.762	44.225	69.104	78.196
5	T	1.2718	6.4053			17.8726	12.2201	6.5944	5.3381	6.0701	4.5563	3.1995				
	S	63.260	45.985			72.101	55.404	56.866	69.611	97.048	66.441	48.161				
6	T	0.6622	3.1309			10.2704	11.9462	6.6356	5.7862	6.6884	4.2853	3.2539	2.8715	3.1245	8.9365	7.8169
	S	121.496	94.077			125.471	56.675	56.513	64.220	88.077	70.643	47.356	59.361	44.953	65.843	60.795
7	T	1.4783	5.9157			19.8304	11.7859	6.3912	5.1783	5.8034	3.9187	3.2004	2.7980	3.1025	7.9025	4.0359
	S	54.424	49.790			64.983	57.445	58.674	71.759	101.508	77.252	48.147	60.920	45.271	74.459	117.750
8	T	0.5925	2.5646	4.4814	5.5394	13.9813	10.1523	5.8861	4.7913	5.9778	4.5466	3.0981	2.8536	2.9942	7.4154	3.8061
	S	135.788	114.850	68.465	110.777	92.169	66.689	63.709	77.555	98.546	66.583	49.737	59.733	46.909	79.350	124.859
9	T	0.5524	2.3580	4.2890	5.1247	7.8448	9.7905	5.8803	4.5843	4.8205	3.1665	2.9332	2.5063	2.7695	7.0153	3.7032
	S	145.645	124.913	71.536	119.741	164.266	69.153	63.772	81.057	122.205	95.603	52.533	68.010	50.715	83.875	128.329
10	T	0.5465	2.3698	4.2514	5.1529	7.7740	8.9059	5.7360	4.4955	4.8081	2.9565	2.7170	2.3448	2.6448	6.9081	3.7046
	S	147.218	124.291	72.169	119.086	165.762	76.022	65.377	82.658	122.521	102.394	56.714	72.695	53.106	85.177	128.280
11	T	0.5487	2.2466	4.0326	5.0208	7.7813	8.7573	5.5548	4.4318	4.7698	2.8019	2.6785	2.3876	2.6306	6.6920	3.6747
	S	146.628	131.107	76.084	122.219	165.607	77.312	67.509	83.846	123.504	108.044	57.529	71.392	53.393	87.927	129.324
12	T	0.5463	2.1738	4.0453	5.0971	7.7872	8.7348	5.5047	4.3871	4.7700	2.7579	2.7352	2.3518	2.6312	6.7543	3.6796
	S	147.272	135.498	75.846	120.389	165.481	77.511	68.124	84.701	123.499	109.767	56.336	72.478	53.380	87.116	129.152
13	T	0.5467	2.1752	3.9992	5.0260	7.7747	8.4878	5.4500	4.4550	4.7712	2.8168	2.7322	2.3273	2.5591	6.7480	3.7533
	S	147.164	135.411	76.720	122.092	165.747	79.767	68.807	83.410	123.468	107.472	56.398	73.241	54.884	87.198	126.616
14	T	0.5531	2.1770	3.9237	5.0309	7.7839	8.5298	5.3640	4.3809	4.8104	2.7983	2.6931	2.3585	2.5694	6.7656	3.7237
	S	145.461	135.299	78.196	121.973	165.552	79.374	69.911	84.821	122.462	108.183	57.217	72.272	54.664	86.971	127.622
15	T	0.5517	2.2071	3.9467	5.0517	7.7879	8.5639	5.4753	4.5005	4.8895	2.8864	2.7080	2.3800	2.7167	6.7760	3.7292
	S	145.830	133.454	77.740	121.471	165.466	79.058	68.489	82.567	120.481	104.881	56.902	71.620	51.700	86.837	127.434
16	T	0.5515	2.1859	3.9221	5.0556	7.8246	8.6182	5.4860	4.5564	4.8798	2.8520	2.7148	2.3601	2.6170	6.9165	3.8162
	S	145.883	134.748	78.228	121.378	164.690	78.560	68.356	81.554	120.720	106.146	56.760	72.223	53.670	85.073	124.529
17	T	0.5592	2.2238	4.0414	5.0860	7.8236	8.7677	5.4362	4.5363	4.8121	2.7306	2.7082	2.4182	2.6278	6.9506	3.7884
	S	143.874	132.451	75.919	120.652	164.711	77.220	68.982	81.915	122.419	110.865	56.898	70.488	53.449	84.656	125.443
18	T	0.5578	2.2441	4.0502	5.1145	7.8401	8.7322	5.4059	4.4823	4.9123	2.9639	3.5264	2.5985	2.8164	7.2188	3.7753
	S	144.235	131.253	75.754	119.980	164.365	77.534	69.369	82.902	119.922	102.138	43.696	65.597	49.870	81.511	125.878
19	T	0.5549	2.1706	4.0549	5.1536	8.3747	9.1891	5.5651	4.5459	5.4008	3.1517	2.7638	2.3804	2.6910	6.9949	3.7686
	S	144.989	135.698	75.666	119.069	153.873	73.679	67.384	81.742	109.075	96.052	55.753	71.608	52.194	84.120	126.102

**Event:** Honda Indy Toronto  
**Track:** Streets of Toronto  
**Report:** Section Data Report  
**Session:** Race

**Round 10**  
**1.786 mile(s)**

**NTT INDYCAR SERIES**  
**July 16, 2023**



**Section Data for Car 14 - Ferrucci, Santino**

Lap	T/Slap	PI to PO	PO to I8	SF to PI
1	T 247.3883		92.7987	
	S 25.990		59.579	
2	T 108.6482	25.4667	83.7714	76.5542
	S 59.178	27.228	65.999	68.704
3	T 100.5438			
	S 63.948			
4	T 110.6105			
	S 58.128			
5	T 126.7757	31.0580	75.1870	89.7985
	S 50.716	22.326	73.535	58.571
6	T 92.0172			
	S 69.874			
7	T 102.5504			
	S 62.697			
8	T 78.6807			
	S 81.718			
9	T 67.3385			
	S 95.482			
10	T 65.3159			
	S 98.439			
11	T 64.0090			
	S 100.448			
12	T 63.9563			
	S 100.531			
13	T 63.6225			
	S 101.059			
14	T 63.4623			
	S 101.314			
15	T 64.1706			
	S 100.195			
16	T 64.3567			
	S 99.906			
17	T 64.5101			
	S 99.668			
18	T 66.2387			
	S 97.067			
19	T 66.7600			
	S 96.309			

Event: **Honda Indy Toronto**  
 Track: **Streets of Toronto**  
 Report: **Section Data Report**  
 Session: **Race**

**Round 10**  
**1.786 mile(s)**

**NTT INDYCAR SERIES**  
**July 16, 2023**



**Section Data for Car 14 - Ferrucci, Santino**

Lap	T/SF to I1	I1 to I2	I2 to I3A	I3A to I3	I3 to I4	I4 to I5	I5 to I6A	I6A to I6	I6 to I7A	I7A to I7	I7 to I8	I8 to I9A	I9A to I9	I9 to I10	I10 to SF	
20	T	0.5538	2.2211	4.1083	5.1112	7.7941	8.6854	5.4324	4.5173	4.8303	2.8420	2.7048	2.3959	2.6776	7.0055	3.7616
	S	145.277	132.612	74.683	120.057	165.335	77.952	69.030	82.260	121.957	106.519	56.969	71.144	52.455	83.992	126.336
21	T	0.5535	2.1944	3.9368	5.0694	7.8023	8.5872	5.4070	4.4817	4.8394	2.7606	2.7126	2.4169	2.6212	7.0533	3.7452
	S	145.356	134.226	77.936	121.047	165.161	78.844	69.355	82.913	121.728	109.660	56.806	70.526	53.584	83.423	126.890
22	T	0.5522	2.1852	3.9955	5.0785	7.8145	8.6161	5.3628	4.4818	4.9233	2.8492	2.6258	2.3879	2.6313	6.9134	3.7364
	S	145.698	134.791	76.791	120.830	164.903	78.579	69.926	82.911	119.654	106.250	58.683	71.383	53.378	85.111	127.189
23	T	0.5522	2.2240	4.0171	5.0669	7.8022	8.8065	5.5498	4.5797	4.8243	2.8843	2.6416	2.3700	2.6639	7.0495	3.7688
	S	145.698	132.440	76.378	121.107	165.163	76.880	67.570	81.139	122.109	104.957	58.332	71.922	52.725	83.468	126.095
24	T	0.5544	2.5512	4.3801	5.1381	7.8234	9.0508	5.5219	4.5941	4.8578	2.8450	2.7354	2.3812	2.7015	6.9275	3.7376
	S	145.120	115.454	70.048	119.429	164.716	74.805	67.911	80.884	121.267	106.407	56.332	71.583	51.991	84.938	127.148
25	T	0.5515	2.1912	3.9978	5.0610	7.7818	8.8001	5.5215	4.5863	4.8496	2.8821	2.7246	2.3540	2.6298	7.3376	3.8088
	S	145.883	134.422	76.747	121.248	165.596	76.936	67.916	81.022	121.472	105.037	56.555	72.411	53.409	80.191	124.771
26	T	0.5563	2.2721	4.0160	5.0538	7.7738	8.6246	5.3951	4.4740	4.8177	2.8246	2.6291	2.3744	2.6598	6.8464	3.7390
	S	144.624	129.636	76.399	121.421	165.767	78.502	69.508	83.056	122.276	107.175	58.610	71.788	52.806	85.944	127.100
27	T	0.5513	2.1865	4.0127	5.0976	7.7805	8.6442	5.4117	4.5133	4.8740	2.8236	2.6825	2.3503	2.6880	6.9240	3.7601
	S	145.936	134.711	76.462	120.378	165.624	78.324	69.294	82.332	120.864	107.213	57.443	72.525	52.252	84.981	126.387
28	T	0.5525	2.2299	3.9687	5.0287	7.7892	8.6698	5.3854	4.5506	4.8527	2.7943	2.6800	2.3964	2.6489	6.9762	3.7298
	S	145.619	132.089	77.309	122.027	165.439	78.092	69.633	81.658	121.394	108.337	57.497	71.129	53.024	84.345	127.414
29	T	0.5509	2.1832	3.9692	5.0447	7.7696	8.6099	5.3662	4.5045	4.8792	2.8049	2.6599	2.4169	2.6506	6.9925	3.7751
	S	146.042	134.915	77.300	121.640	165.856	78.636	69.882	82.493	120.735	107.928	57.931	70.526	52.990	84.149	125.885
30	T	0.5539	2.1829	3.9967	5.0465	7.7913	8.7790	5.4112	4.5407	4.9582	2.7544	2.7002	2.3794	2.5935	7.0071	3.7472
	S	145.251	134.933	76.768	121.596	165.394	77.121	69.301	81.836	118.811	109.907	57.066	71.638	54.156	83.973	126.822
31	T	0.5517	2.2098	4.0802	5.0766	7.7801	8.7283	5.3457	4.4868	4.8249	2.7189	2.7684	2.4054	2.6462	7.0204	3.7550
	S	145.830	133.291	75.197	120.875	165.632	77.569	70.150	82.819	122.094	111.342	55.661	70.863	53.078	83.814	126.559
32	T	0.5507	2.1733	4.0830	5.0887	7.7935	8.6948	5.4529	4.5152	4.9148	2.8809	2.6797	2.4474	2.6916	7.0308	3.7571
	S	146.095	135.529	75.145	120.588	165.348	77.868	68.771	82.298	119.861	105.081	57.503	69.647	52.183	83.690	126.488
33	T	0.5511	2.1969	4.1172	5.0807	7.7809	8.6787	6.6332	5.2021	4.9180	2.9859	2.7517	2.3990	2.7008	6.9407	3.7238
	S	145.989	134.073	74.521	120.778	165.615	78.012	56.534	71.431	119.783	101.386	55.998	71.052	52.005	84.777	127.619
34	T	0.5492	2.1989	4.0717	5.0632	7.7828	8.8003	5.4638	4.5700	4.9084	2.8478	2.7405	2.4021	2.7280	6.9622	3.7025
	S	146.494	133.951	75.354	121.195	165.575	76.934	68.634	81.311	120.017	106.302	56.227	70.961	51.486	84.515	128.353
35	T	0.5456	2.2027	3.9991	5.0809	7.7837	8.9067	5.4816	4.5965	4.9225	2.8016	2.7465	2.4505	2.7750	7.0586	3.7637
	S	147.461	133.720	76.722	120.773	165.556	76.015	68.411	80.842	119.673	108.055	56.104	69.559	50.614	83.361	126.266
36	T	0.5513	2.2692	4.1845	5.1245	7.7859	8.8197	5.5687	4.5405	4.9199	2.8484	2.7406	2.4008	2.6627	7.1763	3.8253
	S	145.936	129.801	73.323	119.746	165.509	76.765	67.341	81.839	119.736	106.280	56.225	70.999	52.749	81.993	124.233
37	T	0.5974	2.5044	4.4278	5.1344	7.8043	9.1351	5.5148	4.5963	4.9567	2.9003	2.7671	2.4158	2.6439	7.0207	3.7280
	S	134.674	117.611	69.294	119.515	165.119	74.115	67.999	80.846	118.847	104.378	55.687	70.558	53.124	83.811	127.475
38	T	0.5482	2.2308	4.0920	5.1005	7.7529	8.9766	5.5723	4.6226	4.9431	2.7751	2.7150	2.4044	2.6142	7.0931	4.1314
	S	146.761	132.036	74.980	120.309	166.213	75.423	67.297	80.386	119.174	109.087	56.755	70.893	53.728	82.955	115.028

**Event:** Honda Indy Toronto  
**Track:** Streets of Toronto  
**Report:** Section Data Report  
**Session:** Race

**Round 10**  
**1.786 mile(s)**

**NTT INDYCAR SERIES**  
**July 16, 2023**



**Section Data for Car 14 - Ferrucci, Santino**

Lap	T/Slap	PI to PO	PO to I8	SF to PI
20	T	64.6413		
	S	99.466		
21	T	64.1815		
	S	100.178		
22	T	64.1539		
	S	100.221		
23	T	64.8008		
	S	99.221		
24	T	65.8000		
	S	97.714		
25	T	65.0777		
	S	98.799		
26	T	64.0567		
	S	100.374		
27	T	64.3003		
	S	99.993		
28	T	64.2531		
	S	100.067		
29	T	64.1773		
	S	100.185		
30	T	64.4422		
	S	99.773		
31	T	64.3984		
	S	99.841		
32	T	64.7544		
	S	99.292		
33	T	66.6607		
	S	96.453		
34	T	64.7914		
	S	99.235		
35	T	65.1152		
	S	98.742		
36	T	65.4183		
	S	98.284		
37	T	66.1470		
	S	97.202		
38	T	65.5722		
	S	98.054		

Event: **Honda Indy Toronto**  
Track: **Streets of Toronto**  
Report: **Section Data Report**  
Session: **Race**

**Round 10**  
**1.786 mile(s)**  
**NTT INDYCAR SERIES**  
**July 16, 2023**



**Section Data for Car 14 - Ferrucci, Santino**

Lap	T/SF to I1	I1 to I2	I2 to I3A	I3A to I3	I3 to I4	I4 to I5	I5 to I6A	I6A to I6	I6 to I7A	I7A to I7	I7 to I8	I8 to I9A	I9A to I9	I9 to I10	I10 to SF	
39	T	0.6859	2.5442	4.2960	5.1077	7.7241	8.9314	5.5659	4.6793	4.9577	2.9215	2.7326				
	S	117.298	115.771	71.420	120.139	166.833	75.805	67.375	79.412	118.823	103.620	56.390				
40	T	0.6147	2.4838	4.9567	6.2192	9.2058	10.3424	6.0975	5.0123	5.8818	3.6082	3.0720	2.7201	3.1552	9.5452	5.3572
	S	130.884	118.587	61.900	98.668	139.981	65.463	61.501	74.136	100.155	83.900	50.160	62.665	44.515	61.645	88.708
41	T	0.8234	3.6047	4.9716	6.3421	11.2629	11.1956	7.2407	6.6968	9.5985	7.1670	5.0404	4.0897	5.8742	13.9441	7.0948
	S	97.710	81.712	61.714	96.756	114.414	60.474	51.791	55.488	61.373	42.239	30.571	41.679	23.910	42.198	66.982
42	T	1.1215	4.5319	5.7204	7.9045	17.8703	11.9602	6.4343	5.1577	7.2714	6.0805	3.2994	2.7465	3.1115	7.8822	7.0307
	S	71.738	64.994	53.636	77.631	72.111	56.608	58.281	72.046	81.015	49.787	46.703	62.062	45.140	74.650	67.593
43	T	1.1176	3.5046	5.1631	9.7608	13.4427	11.6460	6.3579	6.5733	8.0011	4.5607	3.3123				
	S	71.989	84.045	59.425	62.867	95.861	58.135	58.982	56.530	73.626	66.377	46.521				
44	T	0.9550	4.1524	5.5926	6.6139	16.8987	12.0806	6.4807	5.3004	5.8815	3.4221	3.0667	2.7490	3.1553	9.7735	4.3762
	S	84.246	70.934	54.861	92.780	76.257	56.044	57.864	70.106	100.160	88.462	50.246	62.006	44.514	60.205	108.594
45	T	0.6138	3.5318	5.2399	6.1058	18.5873	12.8743	6.5094	5.3400	10.3780	6.7750	3.7152	3.9522	3.6240	15.6527	6.5541
	S	131.076	83.398	58.554	100.501	69.329	52.589	57.609	69.586	56.763	44.683	41.476	43.129	38.757	37.592	72.508
46	T	1.2572	5.8252	6.4729	7.5184	13.5825	11.2559	6.2050	5.1634	6.2686	4.3515	3.2401	2.9299	3.5646	13.7276	5.7850
	S	63.995	50.564	47.400	81.618	94.875	60.150	60.435	71.966	93.975	69.568	47.557	58.178	39.403	42.863	82.148
47	T	1.2672	6.1713	5.4464	7.0230	14.9118	11.5705	6.1364	5.0804	6.2446	4.0167	3.1788				
	S	63.490	47.728	56.334	87.375	86.417	58.515	61.111	73.142	94.336	75.367	48.475				
48	T	0.7109	3.1700	5.1230	6.4338	13.5186	11.4053	7.4814	5.5242	5.7162	4.0248	3.1086	2.8193	3.1285	8.6884	8.3960
	S	113.173	92.917	59.890	95.377	95.323	59.362	50.124	67.266	103.056	75.215	49.569	60.460	44.895	67.724	56.602
49	T	1.5409	4.4630	5.8863	6.3878	13.0837	10.9845	5.8965	4.7989	6.8574	5.0219	3.1108	2.5794	2.9769	7.7081	3.8009
	S	52.213	65.997	52.124	96.064	98.492	61.636	63.597	77.433	85.906	60.281	49.534	66.083	47.181	76.336	125.030
50	T	0.5515	2.4474	4.5551	5.2089	7.9505	9.7407	6.0480	5.1777	5.4998	3.5079	3.1473	2.5827	2.8833	7.4466	3.7953
	S	145.883	120.350	67.357	117.805	162.082	69.507	62.004	71.768	107.111	86.299	48.960	65.999	48.713	79.017	125.215
51	T	0.5533	2.3198	4.3749	5.1763	7.8018	9.0755	5.7819	4.6570	4.8685	3.1124	2.8408	2.4414	2.6650	7.0393	3.7438
	S	145.409	126.970	70.131	118.547	165.172	74.601	64.858	79.792	121.000	97.265	54.242	69.818	52.703	83.589	126.937
52	T	0.5504	2.2208	4.1871	5.1376	7.8000	9.7866	5.8253	4.6541	4.8335	2.9264	2.8141	2.3987	2.6096	7.0114	3.7414
	S	146.175	132.630	73.277	119.440	165.210	69.181	64.374	79.842	121.877	103.447	54.757	71.061	53.822	83.922	127.019
53	T	0.5508	2.2741	4.1018	5.1206	7.8202	8.7681	5.5411	4.4677	4.7601	2.8457	2.7156	2.3436	2.5896	6.8861	3.7075
	S	146.069	129.522	74.801	119.837	164.783	77.217	67.676	83.173	123.756	106.381	56.743	72.732	54.238	85.449	128.180
54	T	0.5496	2.2574	4.0546	5.0887	7.7935	8.6664	5.4272	4.5121	4.8535	2.8110	2.7290	2.4019	2.6151	6.8246	3.7013
	S	146.387	130.480	75.672	120.588	165.348	78.123	69.096	82.354	121.374	107.694	56.464	70.967	53.709	86.219	128.395
55	T	0.5487	2.2342	4.0588	5.1075	7.7901	8.6298	5.3956	4.5341	4.8047	2.7571	2.6263	2.2925	2.5715	6.8082	3.7282
	S	146.628	131.835	75.593	120.144	165.420	78.454	69.501	81.955	122.607	109.799	58.672	74.353	54.620	86.427	127.468
56	T	0.5516	2.1829	4.0591	5.0333	7.7877	8.6973	5.4259	4.5307	4.8603	2.8097	2.6378	2.3691	2.5969	6.8214	3.7188
	S	145.857	134.933	75.588	121.915	165.471	77.845	69.113	82.016	121.205	107.744	58.416	71.949	54.085	86.259	127.790
57	T	0.5511	2.2011	4.0055	5.0681	7.8086	8.6348	5.4258	4.4738	4.8574	2.8383	2.6673	2.3794	2.6070	6.8178	3.7196
	S	145.989	133.817	76.599	121.078	165.028	78.409	69.114	83.059	121.277	106.658	57.770	71.638	53.876	86.305	127.763

**Event:** Honda Indy Toronto  
**Track:** Streets of Toronto  
**Report:** Section Data Report  
**Session:** Race

**Round 10**  
**1.786 mile(s)**

**NTT INDYCAR SERIES**  
**July 16, 2023**



**Section Data for Car 14 - Ferrucci, Santino**

Lap	T/SLap	PI to PO	PO to I8	SF to PI	
39	T	88.2517	29.1374	63.1247	53.4840
	S	72.855	23.798	87.586	98.339
40	T	78.2721			
	S	82.144			
41	T	104.9465			
	S	61.266			
42	T	98.1230			
	S	65.526			
43	T	101.9351	17.9488	77.6463	76.7846
	S	63.075	38.633	71.206	68.497
44	T	90.4986			
	S	71.046			
45	T	109.4535			
	S	58.743			
46	T	97.1478			
	S	66.184			
47	T	108.4694	27.6238	72.3443	74.7181
	S	59.276	25.102	76.424	70.392
48	T	89.2490			
	S	72.041			
49	T	85.0970			
	S	75.556			
50	T	70.5427			
	S	91.145			
51	T	66.4517			
	S	96.756			
52	T	66.4970			
	S	96.690			
53	T	64.4926			
	S	99.695			
54	T	64.2859			
	S	100.016			
55	T	63.8873			
	S	100.640			
56	T	64.0825			
	S	100.333			
57	T	64.0556			
	S	100.375			

Event: **Honda Indy Toronto**  
Track: **Streets of Toronto**  
Report: **Section Data Report**  
Session: **Race**

**Round 10**  
**1.786 mile(s)**

**NTT INDYCAR SERIES**  
**July 16, 2023**



**Section Data for Car 14 - Ferrucci, Santino**

Lap	T/SF to I1	I1 to I2	I2 to I3A	I3A to I3	I3 to I4	I4 to I5	I5 to I6A	I6A to I6	I6 to I7A	I7A to I7	I7 to I8	I8 to I9A	I9A to I9	I9 to I10	I10 to SF	
58	T	0.5515	2.1662	4.0787	5.1073	7.8164	8.6022	5.3095	4.4859	4.8010	2.7655	2.6763	2.3394	2.6218	6.7289	3.6996
	S	145.883	135.973	75.225	120.149	164.863	78.706	70.628	82.835	122.702	109.466	57.576	72.863	53.572	87.445	128.454
59	T	0.5485	2.2214	4.0094	5.0553	7.7988	8.6615	5.3913	4.4797	4.8353	2.7585	2.6124	2.3073	2.5647	6.7855	3.7278
	S	146.681	132.595	76.525	121.385	165.235	78.167	69.557	82.950	121.831	109.743	58.984	73.876	54.765	86.716	127.482
60	T	0.5517	2.3824	4.1198	5.0575	7.7354	8.7944	5.5317	4.5424	4.8433	2.7671	2.6799	2.3888	2.6380	6.7971	3.7206
	S	145.830	123.634	74.474	121.332	166.589	76.986	67.791	81.805	121.630	109.402	57.499	71.356	53.243	86.568	127.729
61	T	0.5503	2.3259	4.2213	5.1268	7.7964	8.7000	5.4389	4.4951	4.8257	2.8347	2.6366	2.3675	2.6701	6.7156	3.6717
	S	146.201	126.637	72.683	119.692	165.286	77.821	68.948	82.666	122.074	106.793	58.443	71.998	52.603	87.618	129.430
62	T	0.5461	2.1774	4.0005	5.0635	7.7678	8.6866	5.4543	4.5699	4.8774	2.7930	2.6421	2.3683	2.6065	6.8332	3.6737
	S	147.326	135.274	76.695	121.188	165.895	77.941	68.753	81.313	120.780	108.388	58.321	71.973	53.886	86.110	129.359
63	T	0.5472	2.1983	4.0439	5.0719	7.7988	8.7474	5.3765	4.5390	4.8613	2.7914	2.6434	2.4130	2.6352	6.7690	3.6839
	S	147.030	133.988	75.872	120.987	165.235	77.400	69.748	81.866	121.180	108.450	58.293	70.640	53.299	86.927	129.001
64	T	0.5478	2.2091	3.9974	5.0390	7.8048	8.7703	5.4458	4.5038	4.8714	2.7363	2.6095	2.3657	2.6086	6.7199	3.6833
	S	146.868	133.333	76.754	121.777	165.108	77.198	68.860	82.506	120.928	110.634	59.050	72.052	53.843	87.562	129.022
65	T	0.5475	2.1836	4.0223	5.0302	7.7964	8.8756	5.3941	4.4753	4.8452	2.6558	2.7017	2.4011	2.6475	6.6581	3.7039
	S	146.949	134.890	76.279	121.990	165.286	76.282	69.520	83.032	121.582	113.987	57.035	70.990	53.052	88.375	128.305
66	T	0.5493	2.1805	4.0439	5.0859	7.7942	8.8418	5.4218	4.4927	4.8202	2.6588	2.6241	2.3701	2.6152	6.7381	3.7176
	S	146.467	135.082	75.872	120.654	165.333	76.573	69.165	82.710	122.213	113.859	58.721	71.919	53.707	87.326	127.832
67	T	0.5501	2.2029	4.0010	5.2795	8.5444	9.5136	5.4479	4.6753	4.9318	2.8042	2.6770	2.3823	2.6204	6.6890	3.6762
	S	146.254	133.708	76.685	116.230	150.816	71.166	68.834	79.480	119.447	107.955	57.561	71.550	53.600	87.967	129.271
68	T	0.5456	2.2285	4.0322	5.0466	7.7531	8.8563	5.3642	4.5371	4.8862	2.8070	2.6116	2.3577	2.5804	6.6816	3.6845
	S	147.461	132.172	76.092	121.594	166.209	76.448	69.908	81.901	120.562	107.847	59.002	72.297	54.431	88.064	128.980
69	T	0.5460	2.1939	4.0046	5.0516	7.7626	8.7443	5.3331	4.5334	4.8911	2.7413	2.6364	2.3633	2.6193	6.6757	3.6621
	S	147.353	134.257	76.616	121.474	166.006	77.427	70.316	81.967	120.441	110.432	58.447	72.126	53.623	88.142	129.769
70	T	0.5447	2.1469	3.9904	5.0313	7.7616	8.7695	5.3583	4.5378	4.8982	2.8082	2.6645	2.3450	2.6139	6.5822	3.6440
	S	147.704	137.196	76.889	121.964	166.027	77.205	69.985	81.888	120.267	107.801	57.831	72.689	53.734	89.394	130.414
71	T	0.5428	2.1549	3.9794	5.0324	7.7627	8.7282	5.3818	4.5240	4.8486	2.8642	2.6996	2.3518	2.6339	6.6928	3.6562
	S	148.221	136.686	77.102	121.937	166.004	77.570	69.679	82.138	121.497	105.693	57.079	72.478	53.326	87.917	129.978
72	T	0.5439	2.1639	4.0737	5.0525	7.7764	8.8513	5.4250	4.6300	4.9358	2.7684	2.6409	2.3401	2.5890	6.6318	3.6691
	S	147.922	136.118	75.317	121.452	165.711	76.491	69.124	80.257	119.351	109.351	58.348	72.841	54.251	88.725	129.521
73	T	0.5445				7.7774	8.7796	5.3133	4.5516	4.9071	2.8226	2.6847	2.3394	2.5809	6.6090	3.6890
	S	147.759				165.690	77.116	70.578	81.640	120.049	107.251	57.396	72.863	54.421	89.031	128.823
74	T	0.5480	2.1834	4.1260	5.0833	7.7721	8.7821	5.3243	4.5371	4.9537	2.7458	2.6823	2.3485	2.6173	6.6469	3.6553
	S	146.815	134.902	74.362	120.716	165.803	77.094	70.432	81.901	118.919	110.251	57.447	72.580	53.664	88.524	130.010
75	T	0.5433	2.1707	4.0671	5.0777	7.7874	8.9532	5.4196	4.6453	4.9342	2.7820	2.6999	2.3549	2.6470	6.6793	3.6831
	S	148.085	135.691	75.439	120.849	165.477	75.620	69.193	79.993	119.389	108.816	57.073	72.383	53.062	88.094	129.029
76	T	0.5459	2.2070	4.1371	5.0811	8.0283	9.2648	5.4002	4.7168	4.9334	2.8652	2.7211	2.3635	2.6821	6.8989	3.6852
	S	147.380	133.460	74.163	120.768	160.512	73.077	69.442	78.780	119.409	105.657	56.628	72.120	52.367	85.290	128.956

**Event:** Honda Indy Toronto  
**Track:** Streets of Toronto  
**Report:** Section Data Report  
**Session:** Race

**Round 10**  
**1.786 mile(s)**

**NTT INDYCAR SERIES**  
**July 16, 2023**



**Section Data for Car 14 - Ferrucci, Santino**

Lap	T/Slap	PI to PO	PO to I8	SF to PI
58	T	63.7502		
	S	100.856		
59	T	63.7574		
	S	100.845		
60	T	64.5501		
	S	99.606		
61	T	64.3766		
	S	99.875		
62	T	64.0603		
	S	100.368		
63	T	64.1202		
	S	100.274		
64	T	63.9127		
	S	100.600		
65	T	63.9383		
	S	100.559		
66	T	63.9542		
	S	100.534		
67	T	65.9956		
	S	97.425		
68	T	63.9726		
	S	100.506		
69	T	63.7587		
	S	100.843		
70	T	63.6965		
	S	100.941		
71	T	63.8533		
	S	100.693		
72	T	64.0918		
	S	100.319		
73	T	63.8987		
	S	100.622		
74	T	64.0061		
	S	100.453		
75	T	64.4447		
	S	99.769		
76	T	65.5306		
	S	98.116		

Event: Honda Indy Toronto  
Track: Streets of Toronto  
Report: Section Data Report  
Session: Race

Round 10  
1.786 mile(s)  
NTT INDYCAR SERIES  
July 16, 2023



Section Data for Car 14 - Ferrucci, Santino

Lap	T/SF to I1	I1 to I2	I2 to I3A	I3A to I3	I3 to I4	I4 to I5	I5 to I6A	I6A to I6	I6 to I7A	I7A to I7	I7 to I8	I8 to I9A	I9A to I9	I9 to I10	I10 to SF	
77	T	0.5462	2.2336	4.1568	5.0661	7.7640	8.9574	5.4160	4.6718	5.0428	3.0302	2.8364	2.4614	2.6712	7.1932	3.9502
	S	147.299	131.870	73.811	121.126	165.976	75.585	69.239	79.539	116.818	99.903	54.326	69.251	52.581	81.801	120.305
78	T	0.5639	2.2931	4.3018	5.1140	7.8266	9.0548	5.4840	4.6600	4.9753	2.8132	2.7243	2.4195	2.6993	7.0225	3.7603
	S	142.675	128.449	71.323	119.991	164.648	74.772	68.381	79.741	118.403	107.610	56.562	70.450	52.034	83.789	126.380
79	T	0.5512	2.2400	4.1418	5.1154	7.8017	8.9170	5.5107	4.6104	4.9839	2.8009	2.7001	2.4570	2.6827	6.9106	3.7017
	S	145.963	131.494	74.078	119.959	165.174	75.927	68.049	80.598	118.199	108.082	57.069	69.375	52.356	85.146	128.381
80	T	0.5470	2.2593	4.3068	5.1621	7.8255	9.1420	5.6082	4.8219	5.1285	3.2456	3.2167				
	S	147.083	130.370	71.240	118.873	164.671	74.059	66.866	77.063	114.866	93.273	47.903				
81	T	0.7246	2.8465	5.3030	6.9312	9.5475	11.3771	6.0052	5.1611	5.3696	3.1967	3.0369	2.5511	2.8831	7.7408	4.1557
	S	111.033	103.476	57.857	88.532	134.971	59.509	62.446	71.998	109.709	94.700	50.740	66.816	48.717	76.014	114.356
82	T	0.5858	2.7210	4.6401	5.4219	8.1898	9.5323	6.0967	5.1137	5.0797	3.0031	2.8890	2.4636	2.8421	7.4601	4.1778
	S	137.341	108.249	66.123	113.177	157.346	71.026	61.509	72.666	115.970	100.805	53.337	69.189	49.419	78.874	113.751
83	T	0.7216	3.4340	5.5003	7.8274											
	S	111.495	85.773	55.782	78.396											

**Event:** Honda Indy Toronto  
**Track:** Streets of Toronto  
**Report:** Section Data Report  
**Session:** Race

**Round 10**  
**1.786 mile(s)**

**NTT INDYCAR SERIES**  
**July 16, 2023**



**Section Data for Car 14 - Ferrucci, Santino**

Lap	T/SLap	PI to PO	PO to I8	SF to PI
77	T	65.9973		
	S	97.422		
78	T	65.7126		
	S	97.844		
79	T	65.1251		
	S	98.727		
80	T	99.9587	38.1339	66.7098
	S	64.323	18.184	82.879
81	T	76.8301		
	S	83.686		
82	T	70.2167		
	S	91.568		
83	T			
	S			

**Event:** Honda Indy Toronto  
**Track:** Streets of Toronto  
**Report:** Section Data Report  
**Session:** Race

**Round 10**  
**1.786 mile(s)**  
**NTT INDYCAR SERIES**  
**July 16, 2023**



**Section Data for Car 15 - Rahal, Graham**

Lap	T/SF to I1	I1 to I2	I2 to I3A	I3A to I3	I3 to I4	I4 to I5	I5 to I6A	I6A to I6	I6 to I7A	I7A to I7	I7 to I8	I8 to I9A	I9A to I9	I9 to I10	I10 to SF	
1	T	0.5629	2.8054	6.5204	33.0801	8.9000	10.2395	6.2531	4.9186	5.4327	3.4372	2.9498	2.5282	2.8639	7.5018	4.8966
	S	142.929	104.992	47.055	18.550	144.791	66.121	59.970	75.548	108.434	88.074	52.238	67.421	49.043	78.436	97.053
2	T	0.9374	5.0463			22.2485	15.3988	6.4332	5.1755	6.5180	5.5969	3.7695	2.9417	3.3468	12.8842	7.9545
	S	85.827	58.369			57.920	43.967	58.291	71.798	90.379	54.088	40.878	57.944	41.967	45.669	59.743
3	T	1.5561	7.5416			19.3184	12.4566	6.9935	5.6761	6.5047	4.3629	3.1484				
	S	51.703	39.056			66.705	54.352	53.621	65.466	90.564	69.387	48.943				
4	T	0.6793	3.2518			8.7730	10.4516	6.1012	4.9096	5.7971	3.5710	2.9813	2.5665	3.0251	7.8207	5.1959
	S	118.437	90.579			146.887	64.779	61.463	75.687	101.618	84.774	51.686	66.415	46.430	75.237	91.462
5	T	1.1498	7.3268			17.0415	14.1697	6.8211	5.2738	6.0040	3.5580	3.0004	2.8812	3.2149	8.2722	6.4707
	S	69.973	40.201			75.618	47.781	54.976	70.460	98.116	85.084	51.357	59.161	43.689	71.131	73.443
6	T	1.4436	6.5878			17.2835	11.9438	6.5414	5.4467	6.2323	4.8609	3.2574	2.7343	3.0363	7.9412	7.3949
	S	55.732	44.711			74.559	56.686	57.327	68.223	94.522	62.278	47.305	62.339	46.258	74.096	64.264
7	T	1.9534	5.4670			19.3124	12.5887	6.6225	5.3240	6.9569	4.5844	3.2361	2.7449	3.0838	9.5866	7.3655
	S	41.187	53.877			66.726	53.782	56.625	69.795	84.677	66.034	47.616	62.099	45.546	61.378	64.521
8	T	1.3763	5.5314			20.1543	11.7034	6.2527	4.8737	5.8122	4.2669	3.1330	2.5180	2.9010	7.5562	3.9166
	S	58.457	53.250			63.939	57.850	59.974	76.244	101.354	70.948	49.183	67.694	48.416	77.871	121.337
9	T	0.5674	2.5731	4.6262	5.4610	15.3109	10.3546	5.8346	4.6685	6.1876	4.9042	3.0098	3.0971	3.0328	7.4191	3.8010
	S	141.795	114.471	66.322	112.367	84.165	65.386	64.272	79.595	95.205	61.728	51.196	55.037	46.312	79.310	125.027
10	T	0.5493	2.3770	4.4164	5.0562	7.7623	9.9117	5.6715	4.5575	4.7633	3.3372	3.4990	2.4238	2.6950	7.0073	3.6982
	S	146.467	123.915	69.472	121.363	166.012	68.308	66.120	81.534	123.673	90.713	44.039	70.325	52.117	83.971	128.502
11	T	0.5434	2.3240	4.2605	5.0177	7.6681	8.8079	5.3777	4.4160	4.7059	2.9631	2.6836	2.1644	2.5181	6.7102	3.6675
	S	148.058	126.741	72.015	122.294	168.052	76.868	69.732	84.146	125.181	102.166	57.419	78.754	55.778	87.689	129.578
12	T	0.5436	2.2158	3.9789	5.0117	7.6686	8.5743	5.2985	4.4992	4.7205	2.9762	2.6778	2.1750	2.5489	6.6761	3.6508
	S	148.003	132.930	77.111	122.441	168.041	78.962	70.775	82.590	124.794	101.716	57.544	78.370	55.104	88.137	130.171
13	T	0.5419	2.2144	3.9400	4.9479	7.6499	8.6619	5.2925	4.4570	4.7239	2.9472	2.7144	2.1901	2.5472	6.7655	3.6855
	S	148.468	133.014	77.873	124.020	168.451	78.164	70.855	83.372	124.704	102.717	56.768	77.830	55.141	86.972	128.945
14	T	0.5453	2.1964	3.9762	4.9532	7.6826	8.7055	5.2608	4.4735	4.7643	2.9179	2.6769	2.1532	2.5446	6.7250	3.6290
	S	147.542	134.104	77.164	123.887	167.734	77.772	71.282	83.065	123.647	103.748	57.563	79.163	55.197	87.496	130.953
15	T	0.5432	2.2038	4.0505	4.9453	7.6677	8.6813	5.2369	4.4451	4.7332	2.9339	2.7022	2.1986	2.5761	6.7525	3.6607
	S	148.112	133.653	75.748	124.085	168.060	77.989	71.607	83.596	124.459	103.183	57.024	77.529	54.522	87.139	129.819
16	T	0.5431	2.1523	4.0788	4.8957	7.5110	9.1853	5.4193	4.5683	4.7747	2.9504	2.6869	2.2062	2.6108	6.7409	3.6838
	S	148.139	136.851	75.223	125.342	171.567	73.710	69.197	81.341	123.378	102.606	57.349	77.262	53.798	87.289	129.005
17	T	0.5455	2.1658	4.0505	4.9787	7.6821	8.8273	5.2271	4.5316	4.7681	3.0221	2.7351	2.2167	2.5896	6.7753	3.6802
	S	147.488	135.998	75.748	123.252	167.745	76.699	71.742	82.000	123.548	100.171	56.338	76.896	54.238	86.846	129.131
18	T	0.5433	2.1749	3.9275	4.9623	7.6771	8.7524	5.2429	4.5026	4.7566	2.8496	2.6551	2.1687	2.5582	6.6963	3.6333
	S	148.085	135.429	78.120	123.660	167.855	77.355	71.525	82.528	123.847	106.235	58.036	78.598	54.904	87.871	130.798
19	T	0.5328	2.1660	3.8647	4.8489	7.3585	9.1864	5.6014	4.5275	4.7827	2.8575	2.6562	2.2171	2.5277	6.6726	3.6823
	S	151.003	135.986	79.390	126.552	175.122	73.701	66.948	82.074	123.171	105.941	58.012	76.882	55.566	88.183	129.057

**Event:** Honda Indy Toronto  
**Track:** Streets of Toronto  
**Report:** Section Data Report  
**Session:** Race

**Round 10**  
**1.786 mile(s)**

**NTT INDYCAR SERIES**  
**July 16, 2023**



**Section Data for Car 15 - Rahal, Graham**

Lap	T/SLap	PI to PO	PO to I8	SF to PI
1	T	102.8902		93.8623
	S	62.490		58.904
2	T	123.3685		
	S	52.117		
3	T	149.1590	47.4864	71.9072
	S	43.106	14.602	76.889
4	T	84.6516		
	S	75.954		
5	T	107.4730		
	S	59.825		
6	T	107.8182		
	S	59.634		
7	T	108.1528		
	S	59.449		
8	T	101.2148		
	S	63.524		
9	T	80.8479		
	S	79.527		
10	T	67.7257		
	S	94.936		
11	T	63.8281		
	S	100.733		
12	T	63.2159		
	S	101.709		
13	T	63.2793		
	S	101.607		
14	T	63.2044		
	S	101.727		
15	T	63.3310		
	S	101.524		
16	T	64.0075		
	S	100.451		
17	T	63.7957		
	S	100.784		
18	T	63.1008		
	S	101.894		
19	T	63.4823		
	S	101.282		

**Event:** Honda Indy Toronto  
**Track:** Streets of Toronto  
**Report:** Section Data Report  
**Session:** Race

**Round 10**  
**1.786 mile(s)**

**NTT INDYCAR SERIES**  
**July 16, 2023**



**Section Data for Car 15 - Rahal, Graham**

Lap	T/SF to I1	I1 to I2	I2 to I3A	I3A to I3	I3 to I4	I4 to I5	I5 to I6A	I6A to I6	I6 to I7A	I7A to I7	I7 to I8	I8 to I9A	I9A to I9	I9 to I10	I10 to SF	
20	T	0.5456	2.1618	3.8765	4.9993	7.6917	8.5371	5.1322	4.4463	4.7599	2.8108	2.6646	2.2044	2.4732	6.6205	3.6633
	S	147.461	136.250	79.148	122.744	167.536	79.306	73.068	83.573	123.761	107.701	57.829	77.325	56.791	88.877	129.727
21	T	0.5438	2.1486	3.8451	4.9428	7.6759	8.6019	5.1744	4.3933	4.7467	2.7765	2.6230	2.2101	2.4577	6.5630	3.6669
	S	147.949	137.087	79.795	124.148	167.881	78.709	72.472	84.581	124.105	109.032	58.746	77.125	57.149	89.656	129.599
22	T	0.5438	2.1111	3.8528	4.9235	7.6699	8.6178	5.3271	4.4663	4.7424	2.7911	2.6314	2.1577	2.4812	6.5873	3.6577
	S	147.949	139.522	79.635	124.634	168.012	78.564	70.395	83.199	124.218	108.462	58.559	78.998	56.608	89.325	129.925
23	T	0.5420	2.1483	3.8479	4.9703	7.6480	8.5400	5.1453	4.4191	4.7415	2.6886	2.6737	2.1990	2.4767	6.5535	3.6506
	S	148.440	137.106	79.737	123.461	168.493	79.279	72.882	84.087	124.241	112.597	57.632	77.515	56.710	89.785	130.178
24	T	0.5432	2.1471	3.8521	4.9491	7.6570	8.5281	5.1749	4.4071	4.7660	2.7960	2.6547	2.1934	2.4993	6.5652	3.6463
	S	148.112	137.183	79.650	123.989	168.295	79.390	72.465	84.316	123.603	108.272	58.045	77.712	56.198	89.625	130.331
25	T	0.5402	2.1378	3.8824	4.9899	7.6516	8.5365	5.1644	4.4960	4.7723	2.8618	2.6660	2.1760	2.5375	6.6606	3.5908
	S	148.935	137.780	79.028	122.976	168.414	79.312	72.613	82.649	123.440	105.782	57.799	78.334	55.352	88.342	132.346
26	T	0.5261	2.1129	3.9603	4.8660	7.4413	8.9879	5.3160	4.6486	4.8061	3.1040	2.9193	2.2847	2.5858	6.7015	3.6444
	S	152.926	139.403	77.473	126.107	173.174	75.329	70.542	79.936	122.572	97.528	52.784	74.607	54.318	87.803	130.399
27	T	0.5391	2.1524	3.8985	4.9565	7.6449	8.8196	5.2862	4.5466	4.7755	2.8799	2.6604	2.1852	2.5227	6.6447	3.5727
	S	149.239	136.845	78.702	123.804	168.562	76.766	70.939	81.729	123.357	105.117	57.920	78.004	55.676	88.553	133.016
28	T	0.5248	2.1088	3.9676	4.9447	7.5671	8.8233	5.3177	4.5244	4.8129	2.8294	2.6742	2.1929	2.4930	6.6088	3.5889
	S	153.305	139.674	77.331	124.100	170.295	76.734	70.519	82.130	122.398	106.993	57.621	77.730	56.340	89.034	132.416
29	T	0.5314	2.1522	4.0423	4.9306	7.5314	9.0011	5.3232	4.5734	4.7793	2.8910	2.6927	2.2001	2.5508	6.5907	3.6430
	S	151.401	136.858	75.902	124.455	171.102	75.218	70.446	81.250	123.259	104.714	57.225	77.476	55.063	89.279	130.449
30	T	0.5389	2.1376	3.9328	4.9859	7.5874	9.1101	5.3811	4.5180	4.7681	2.8106	2.7482	2.2838	2.5232	6.5752	3.5956
	S	149.294	137.793	78.015	123.074	169.839	74.318	69.688	82.247	123.548	107.709	56.070	74.636	55.665	89.489	132.169
31	T	0.5299	2.0781	4.3006	5.1912	7.7794	9.2499	5.3537	4.5825	4.8497	2.9194	2.6754	2.2141	2.4888	6.5598	3.6641
	S	151.830	141.738	71.343	118.207	165.647	73.195	70.045	81.089	121.470	103.695	57.595	76.986	56.435	89.699	129.698
32	T	0.5410	2.1420	3.9186	4.9617	7.6363	8.8142	5.1902	4.5014	4.8032	2.8660	2.7052	2.2200	2.5347	6.6273	3.6292
	S	148.715	137.510	78.298	123.675	168.751	76.813	72.252	82.550	122.646	105.627	56.961	76.781	55.413	88.786	130.945
33	T	0.5372	2.1447	4.0011	4.9548	7.5934	9.0542	5.2906	4.6545	4.8662	3.0580	2.7677	2.2404	2.5442	6.6833	3.5603
	S	149.766	137.336	76.683	123.847	169.705	74.777	70.880	79.835	121.058	98.995	55.675	76.082	55.206	88.042	133.480
34	T	0.5272	2.1854	4.0360	4.9316	7.3915	9.1933	5.3772	4.6731	4.8431	3.0550	2.7758	2.2200	2.5117	6.5932	3.6627
	S	152.607	134.779	76.020	124.429	174.340	73.646	69.739	79.517	121.635	99.092	55.512	76.781	55.920	89.245	129.748
35	T	0.5406	2.1526	3.9370	5.0139	7.5766	8.9074	5.8907	4.6913	4.8766	2.8972	2.7407	2.2066	2.5895	6.6658	3.6782
	S	148.825	136.832	77.932	122.387	170.081	76.009	63.660	79.209	120.800	104.490	56.223	77.248	54.240	88.273	129.201
36	T	0.5425	2.1498	3.9746	4.9947	7.5384	9.2930	5.5295	4.8910	4.9442	3.2078	3.0790	2.3133	2.6327	6.7254	3.6421
	S	148.303	137.011	77.195	122.858	170.943	72.855	67.818	75.974	119.148	94.372	50.046	73.685	53.350	87.491	130.482
37	T	0.5317	2.1830	4.0490	5.0142	7.5228	9.2846	5.4174	4.7629	4.9468	2.9650	2.7671				
	S	151.316	134.927	75.776	122.380	171.297	72.921	69.221	78.018	119.085	102.100	55.687				
38	T	0.6107	2.3082	4.2343	5.1096	7.6488	8.8066	5.3414	4.5169	4.8205	2.8236	2.6980	2.2120	2.4854	6.7748	3.7342
	S	131.742	127.608	72.460	120.095	168.476	76.879	70.206	82.267	122.205	107.213	57.113	77.059	56.512	86.853	127.263

**Event:** Honda Indy Toronto  
**Track:** Streets of Toronto  
**Report:** Section Data Report  
**Session:** Race

**Round 10**  
**1.786 mile(s)**

**NTT INDYCAR SERIES**  
**July 16, 2023**



**Section Data for Car 15 - Rahal, Graham**

Lap	T/Slap	PI to PO	PO to I8	SF to PI	
20	T	62.5872			
	S	102.730			
21	T	62.3697			
	S	103.089			
22	T	62.5611			
	S	102.773			
23	T	62.2445			
	S	103.296			
24	T	62.3795			
	S	103.072			
25	T	62.6638			
	S	102.605			
26	T	63.9049			
	S	100.612			
27	T	63.0849			
	S	101.920			
28	T	62.9785			
	S	102.092			
29	T	63.4332			
	S	101.360			
30	T	63.4965			
	S	101.259			
31	T	64.4366			
	S	99.782			
32	T	63.0910			
	S	101.910			
33	T	63.9506			
	S	100.540			
34	T	63.9768			
	S	100.499			
35	T	64.3647			
	S	99.893			
36	T	65.4580			
	S	98.225			
37	T	85.7590	27.6949	54.3867	52.5960
	S	74.973	25.037	101.658	99.999
38	T	64.1250			
	S	100.267			

**Event:** Honda Indy Toronto  
**Track:** Streets of Toronto  
**Report:** Section Data Report  
**Session:** Race

**Round 10**  
**1.786 mile(s)**

**NTT INDYCAR SERIES**  
**July 16, 2023**



**Section Data for Car 15 - Rahal, Graham**

Lap	T/SF to I1	I1 to I2	I2 to I3A	I3A to I3	I3 to I4	I4 to I5	I5 to I6A	I6A to I6	I6 to I7A	I7A to I7	I7 to I8	I8 to I9A	I9A to I9	I9 to I10	I10 to SF	
39	T	0.5510	2.1405	3.9414	4.9863	7.7627	8.6352	5.1770	4.4522	4.7447	2.7824	2.6395	2.1271	2.4794	6.6104	3.6649
	S	146.016	137.606	77.845	123.064	166.004	78.405	72.436	83.462	124.158	108.801	58.379	80.135	56.649	89.013	129.670
40	T	0.5445	2.1295	4.0007	5.0308	7.7355	8.5157	5.1308	4.4326	4.7566	2.8169	2.6302	2.2136	2.5162	6.6586	3.6716
	S	147.759	138.317	76.691	121.976	166.587	79.506	73.088	83.831	123.847	107.468	58.585	77.003	55.820	88.368	129.433
41	T	0.5439	2.1167	3.8555	4.9487	7.6694	8.4123	5.1229	4.4004	4.7873	2.8060	2.6035	2.3278	3.3287	8.4312	4.0378
	S	147.922	139.153	79.579	124.000	168.023	80.483	73.201	84.445	123.053	107.886	59.186	73.226	42.195	69.789	117.695
42	T	0.6820	3.0116	4.2864	5.5286	9.3143	9.7125	6.1820	5.1764	5.7109	3.8421	2.9895	2.6207	4.1759	9.6538	4.2560
	S	117.969	97.804	71.579	110.993	138.350	69.709	60.660	71.786	103.152	78.792	51.544	65.042	33.635	60.951	111.661
43	T	0.6360	2.7107	4.4160	6.0607	9.9409	10.3282	6.1985	5.0538	6.1849	4.6225	4.3567	4.8461	5.2816	14.0064	7.3284
	S	126.501	108.660	69.479	101.248	129.630	65.553	60.499	73.527	95.247	65.490	35.369	35.174	26.593	42.010	64.847
44	T	1.3324	5.6261	5.7492	8.0843	16.8957	14.8190	6.7980	5.3522	5.6475	3.6462	3.0248				
	S	60.383	52.353	53.367	75.905	76.270	45.688	55.163	69.428	104.310	83.025	50.943				
45	T	0.6189	2.3879	4.4506	5.2488	11.1876	10.4625	5.8513	4.8182	5.2579	3.9524	2.9205	2.3869	2.7534	8.7610	4.0120
	S	129.996	123.349	68.939	116.910	115.184	64.712	64.088	77.122	112.039	76.593	52.762	71.413	51.011	67.162	118.451
46	T	0.6685	3.4025	5.7681	6.0652	17.1915	11.7017	6.2968	4.9745	5.9583	3.9674	3.1358	2.6412	3.1116	9.2095	4.5332
	S	120.351	86.567	53.192	101.173	74.958	57.859	59.554	74.699	98.869	76.304	49.139	64.537	45.139	63.892	104.833
47	T	0.8030	4.5209	4.7232	6.7853	19.7571	11.1426	6.1092	5.7128	11.9132	7.0753	3.5998	2.7567	3.2382	16.0634	7.4304
	S	100.192	65.152	64.960	90.436	65.224	60.762	61.383	65.045	49.449	42.786	42.805	61.833	43.374	36.630	63.957
48	T	1.4641	6.5654	5.0982	6.2015	15.0737	10.6671	5.9738	4.9839	6.9628	4.8923	3.3605	3.2408	3.5657	13.1484	5.4066
	S	54.952	44.863	60.182	98.950	85.489	63.470	62.774	74.558	84.605	61.878	45.854	52.596	39.390	44.751	87.898
49	T	1.5507	6.6870	4.8375	7.3733	14.8985	10.5200	5.9338	4.8464	6.9683	5.4596	3.1293				
	S	51.883	44.047	63.425	83.224	86.494	64.358	63.197	76.674	84.539	55.449	49.241				
50	T	0.6792	3.7780	5.3564	6.7106	14.5859	10.9629	6.2928	5.0518	6.0572	4.6831	3.2593	2.5793	3.0320	9.9594	8.5011
	S	118.455	77.963	57.281	91.443	88.348	61.758	59.592	73.556	97.255	64.642	47.277	66.086	46.324	59.081	55.902
51	T	1.7241	3.9601	6.3569	5.7116	13.6458	10.6760	5.8060	4.8608	7.2237	4.6239	2.9881	2.3621	2.9476	7.8250	3.7683
	S	46.665	74.378	48.265	107.437	94.435	63.418	64.588	76.446	81.550	65.470	51.568	72.162	47.650	75.196	126.112
52	T	0.5496	2.4325	4.4935	5.0943	7.7462	10.2158	6.5299	5.4635	5.2755	3.4276	3.1208	2.4255	2.8679	7.1796	3.7234
	S	146.387	121.088	68.280	120.455	166.357	66.274	57.428	68.013	111.665	88.320	49.375	70.276	48.975	81.956	127.633
53	T	0.5454	2.3087	4.3145	5.0373	7.6827	9.2866	5.5843	4.6360	4.8308	3.0780	2.7988	2.3062	2.6299	6.9099	3.7205
	S	147.515	127.581	71.113	121.819	167.732	72.906	67.153	80.153	121.945	98.352	55.056	73.911	53.407	85.155	127.732
54	T	0.5486	2.1944	4.1978	5.0367	7.6759	9.0172	5.5710	4.6064	4.8198	3.1113	2.7437	2.2210	2.5644	6.7818	3.7034
	S	146.654	134.226	73.090	121.833	167.881	75.084	67.313	80.668	122.223	97.299	56.162	76.747	54.771	86.763	128.322
55	T	0.5461	2.1831	4.0772	5.0441	7.7257	8.7926	5.4970	4.5322	4.7841	2.9915	2.7158	2.2261	2.5386	6.7186	3.6727
	S	147.326	134.921	75.252	121.654	166.799	77.002	68.219	81.989	123.135	101.196	56.739	76.571	55.328	87.579	129.395
56	T	0.5439	2.1897	4.0199	5.0383	7.7328	8.6463	5.4206	4.5809	4.8214	3.0018	2.7375	2.1968	2.5146	6.6656	3.6635
	S	147.922	134.514	76.325	121.794	166.646	78.305	69.181	81.117	122.183	100.849	56.289	77.592	55.856	88.275	129.719
57	T	0.5432	2.1871	4.0021	5.0166	7.6893	8.6601	5.2910	4.5071	4.8213	2.9201	2.6668	2.2141	2.4898	6.6844	3.6555
	S	148.112	134.674	76.664	122.321	167.588	78.180	70.875	82.446	122.185	103.670	57.781	76.986	56.412	88.027	130.003

**Event:** Honda Indy Toronto  
**Track:** Streets of Toronto  
**Report:** Section Data Report  
**Session:** Race

**Round 10**  
**1.786 mile(s)**

**NTT INDYCAR SERIES**  
**July 16, 2023**



**Section Data for Car 15 - Rahal, Graham**

Lap	T/SLap	PI to PO	PO to I8	SF to PI
39	T	62.6947		
	S	102.554		
40	T	62.7838		
	S	102.409		
41	T	65.3921		
	S	98.324		
42	T	77.1427		
	S	83.347		
43	T	91.9714		
	S	69.909		
44	T	114.6098	28.8686	62.8688
	S	56.100	24.019	87.943
45	T	75.0699		
	S	85.648		
46	T	88.6258		
	S	72.548		
47	T	111.6311		
	S	57.597		
48	T	96.6048		
	S	66.556		
49	T	108.9998	27.7641	73.2745
	S	58.987	24.975	75.454
50	T	91.4890		
	S	70.277		
51	T	84.4800		
	S	76.108		
52	T	70.5456		
	S	91.141		
53	T	65.6696		
	S	97.908		
54	T	64.7934		
	S	99.232		
55	T	64.0454		
	S	100.391		
56	T	63.7736		
	S	100.819		
57	T	63.3485		
	S	101.496		

Event: Honda Indy Toronto  
Track: Streets of Toronto  
Report: Section Data Report  
Session: Race

Round 10  
1.786 mile(s)  
NTT INDYCAR SERIES  
July 16, 2023



Section Data for Car 15 - Rahal, Graham

Lap	T/SF to I1	I1 to I2	I2 to I3A	I3A to I3	I3 to I4	I4 to I5	I5 to I6A	I6A to I6	I6 to I7A	I7A to I7	I7 to I8	I8 to I9A	I9A to I9	I9 to I10	I10 to SF	
58	T	0.5445	2.2097	3.9775	4.9807	7.7643	8.7334	5.2336	4.4961	4.7868	2.8623	2.6846	2.2264	2.4963	6.6589	3.6754
	S	147.759	133.297	77.138	123.203	165.969	77.524	71.652	82.647	123.066	105.764	57.398	76.561	56.265	88.364	129.299
59	T	0.5449	2.1738	3.9767	5.0156	7.7055	8.7326	5.2557	4.5219	4.7601	2.9027	2.7048	2.1629	2.5607	6.6507	3.6684
	S	147.650	135.498	77.154	122.346	167.236	77.531	71.351	82.176	123.756	104.292	56.969	78.808	54.850	88.473	129.546
60	T	0.5451	2.2078	3.9759	4.9856	7.7367	8.6822	5.2738	4.5099	4.7824	2.8820	2.7093	2.1400	2.5494	6.6591	3.6641
	S	147.596	133.411	77.169	123.082	166.562	77.981	71.106	82.394	123.179	105.041	56.875	79.652	55.093	88.362	129.698
61	T	0.5426	2.1785	3.9007	4.9948	7.6919	8.6587	5.2690	4.5115	4.7865	2.9024	2.6828	2.1757	2.5062	6.6535	3.6661
	S	148.276	135.206	78.657	122.855	167.532	78.193	71.171	82.365	123.073	104.302	57.437	78.345	56.043	88.436	129.627
62	T	0.5450	2.2125	3.9228	4.9875	7.6988	8.6913	5.2244	4.5317	4.7812	2.9096	2.6741	2.1469	2.5315	6.6602	3.6644
	S	147.623	133.128	78.214	123.035	167.381	77.899	71.779	81.998	123.210	104.044	57.623	79.396	55.483	88.347	129.688
63	T	0.5430	2.1811	3.9790	5.0126	7.6599	8.7408	5.2534	4.5409	4.7957	2.8894	2.6920	2.1772	2.5379	6.7050	3.6007
	S	148.167	135.044	77.109	122.419	168.231	77.458	71.382	81.832	122.837	104.772	57.240	78.291	55.343	87.757	131.982
64	T	0.5338	2.1603	3.9593	4.8632	7.3879	9.3927	5.9284	4.6492	4.8471	2.8660	2.7304	2.1612	2.6376	6.7420	3.6651
	S	150.720	136.345	77.493	126.180	174.425	72.082	63.255	79.926	121.535	105.627	56.435	78.870	53.251	87.275	129.663
65	T	0.5393	2.1795	4.0004	4.9479	7.6276	8.7111	5.2266	4.5386	4.8527	2.8116	2.6833	2.1787	2.5419	6.7651	3.7159
	S	149.183	135.144	76.697	124.020	168.944	77.722	71.748	81.873	121.394	107.671	57.426	78.237	55.256	86.977	127.890
66	T	0.5471	2.1817	3.9579	5.0201	7.6660	8.5939	5.1980	4.5432	4.7736	2.8617	2.6661	2.1795	2.4928	6.6616	3.6630
	S	147.056	135.007	77.520	122.236	168.098	78.782	72.143	81.791	123.406	105.786	57.796	78.208	56.344	88.328	129.737
67	T	0.5430	2.1382	3.9416	4.9792	7.7197	8.6366	5.1751	4.5384	4.8334	2.8739	2.6999	2.2070	2.4777	6.6920	3.6599
	S	148.167	137.754	77.841	123.240	166.928	78.393	72.462	81.877	121.879	105.337	57.073	77.234	56.687	87.927	129.847
68	T	0.5418	2.1757	3.9700	5.0355	7.6543	8.6455	5.2089	4.5570	4.7906	2.8683	2.7082	2.2058	2.5207	6.7047	3.6020
	S	148.495	135.380	77.284	121.862	168.355	78.312	71.992	81.543	122.968	105.542	56.898	77.276	55.720	87.761	131.934
69	T	0.5286	2.1749	4.0269	4.9072	7.3820	9.0914	5.3685	4.7420	4.8116	2.9376	2.7061	2.1516	2.6423	6.7936	3.6698
	S	152.203	135.429	76.192	125.048	174.565	74.471	69.852	78.362	122.431	103.053	56.942	79.222	53.156	86.612	129.497
70	T	0.5423	2.1654	4.0245	4.9726	7.4697	8.9275	5.3773	4.6803	4.8349	2.8963	3.1622	3.2051	2.7831	6.9373	3.6416
	S	148.358	136.024	76.238	123.404	172.515	75.838	69.738	79.395	121.841	104.522	48.729	53.182	50.467	84.818	130.500
71	T	0.5381	2.1765	3.9550	4.9782	7.6530	8.5938	5.3098	4.5246	4.8020	2.7687	2.6639	2.1796	2.4842	6.6856	3.6697
	S	149.516	135.330	77.577	123.265	168.383	78.783	70.624	82.127	122.676	109.339	57.844	78.205	56.539	88.011	129.500
72	T	0.5451	2.1348	3.9371	4.9907	7.6617	8.5959	5.1996	4.5166	4.9235	2.8764	2.7217	2.2508	2.5298	6.7035	3.6697
	S	147.596	137.973	77.930	122.956	168.192	78.764	72.121	82.272	119.649	105.245	56.616	75.731	55.520	87.776	129.500
73	T	0.5456	2.1465	3.9485	4.9019	7.6179	8.6755	5.1916	4.5507	4.8143	2.8305	2.6432	2.1632	2.5615	6.6585	3.6537
	S	147.461	137.221	77.705	125.183	169.159	78.041	72.232	81.656	122.363	106.952	58.297	78.797	54.833	88.370	130.067
74	T	0.5414	2.1393	3.8873	4.9338	7.6703	8.7743	5.1957	4.5628	4.8060	2.8146	2.6603	2.1724	2.5339	6.7536	3.6641
	S	148.605	137.683	78.928	124.374	168.003	77.162	72.175	81.439	122.574	107.556	57.922	78.464	55.430	87.125	129.698
75	T	0.5413	2.1650	3.9607	4.9608	7.7008	8.8096	5.3214	4.6104	4.8467	2.9404	2.7374	2.2125	2.5683	6.8110	3.5850
	S	148.632	136.049	77.466	123.697	167.338	76.853	70.470	80.598	121.545	102.954	56.291	77.042	54.688	86.391	132.560
76	T	0.5259	2.1098	4.0614	4.9159	7.4141	9.0799	5.3545	4.5762	4.8264	2.9015	2.6525	2.1893	2.5099	6.7305	3.7149
	S	152.984	139.608	75.545	124.827	173.809	74.565	70.035	81.201	122.056	104.335	58.093	77.858	55.960	87.424	127.925

**Event:** Honda Indy Toronto  
**Track:** Streets of Toronto  
**Report:** Section Data Report  
**Session:** Race

**Round 10**  
**1.786 mile(s)**

**NTT INDYCAR SERIES**  
**July 16, 2023**



**Section Data for Car 15 - Rahal, Graham**

Lap	T/Slap	PI to PO	PO to I8	SF to PI
58	T	63.3305		
	S	101.525		
59	T	63.3370		
	S	101.514		
60	T	63.3033		
	S	101.568		
61	T	63.1209		
	S	101.862		
62	T	63.1819		
	S	101.763		
63	T	63.3086		
	S	101.560		
64	T	64.5242		
	S	99.646		
65	T	63.3202		
	S	101.541		
66	T	63.0062		
	S	102.047		
67	T	63.1156		
	S	101.870		
68	T	63.1890		
	S	101.752		
69	T	63.9341		
	S	100.566		
70	T	65.6201		
	S	97.982		
71	T	62.9827		
	S	102.085		
72	T	63.2569		
	S	101.643		
73	T	62.9031		
	S	102.214		
74	T	63.1098		
	S	101.880		
75	T	63.7713		
	S	100.823		
76	T	63.5627		
	S	101.154		

**Event:** Honda Indy Toronto  
**Track:** Streets of Toronto  
**Report:** Section Data Report  
**Session:** Race

**Round 10**  
**1.786 mile(s)**

**NTT INDYCAR SERIES**  
**July 16, 2023**



**Section Data for Car 15 - Rahal, Graham**

Lap	T/SF to I1	I1 to I2	I2 to I3A	I3A to I3	I3 to I4	I4 to I5	I5 to I6A	I6A to I6	I6 to I7A	I7A to I7	I7 to I8	I8 to I9A	I9A to I9	I9 to I10	I10 to SF	
77	T	0.5477	2.2264	3.9505	4.9807	7.6740	8.7302	5.2399	4.5274	4.7853	2.8314	2.7302	2.1858	2.5083	6.6866	3.6605
	S	146.895	132.297	77.666	123.203	167.922	77.552	71.566	82.076	123.104	106.918	56.439	77.983	55.996	87.998	129.826
78	T	0.5427	2.1742	3.9603	4.9678	7.5259	8.9595	5.2676	4.5656	4.9092	2.8839	2.7254	2.2143	2.5462	6.6708	3.6607
	S	148.249	135.473	77.473	123.523	171.227	75.567	71.190	81.389	119.997	104.971	56.539	76.979	55.162	88.207	129.819
79	T	0.5424	2.1442	4.2480	5.1044	7.8040	9.2455	5.2925	4.6424	4.8434	2.9517	2.6866	2.1503	2.5114	6.6712	3.6783
	S	148.331	137.368	72.227	120.217	165.125	73.230	70.855	80.043	121.628	102.560	57.355	79.270	55.927	88.201	129.198
80	T	0.5434	2.2114	4.0005	5.0141	7.6683	8.7576	5.2923	4.5767	4.8207	2.8486	2.7066	2.2167	2.5487	6.6727	3.6584
	S	148.058	133.194	76.695	122.382	168.047	77.309	70.858	81.192	122.200	106.272	56.932	76.896	55.108	88.182	129.900
81	T	0.5411	2.1657	3.9822	4.9600	7.6002	9.0103	5.3512	4.7039	4.8514	2.9306	2.7701	2.2501	2.5124	6.7764	3.6835
	S	148.687	136.005	77.047	123.717	169.553	75.141	70.078	78.996	121.427	103.299	55.626	75.754	55.905	86.832	129.015
82	T	0.5435	2.1601	4.0836	4.9868	7.6165	9.0645	5.3403	4.7738	4.8558	2.9726	2.7892	2.2289	2.5573	6.6910	3.6113
	S	148.030	136.357	75.134	123.052	169.190	74.692	70.221	77.840	121.317	101.839	55.246	76.475	54.923	87.940	131.595
83	T	0.5325	2.1613	4.2045	5.0290	7.6327	8.9121	5.2907	4.7339	4.8592	2.9250	2.7777	2.2594	2.5447	6.7643	3.6505
	S	151.088	136.282	72.974	122.020	168.831	75.969	70.879	78.496	121.232	103.497	55.474	75.442	55.195	86.987	130.181
84	T	0.5391	2.2021	4.1391	5.6406	7.8044	9.2278	5.3841	4.6461	4.9144	2.9232	2.7654	2.3042	2.5411	6.7328	3.6885
	S	149.239	133.757	74.127	108.789	165.117	73.370	69.650	79.979	119.870	103.560	55.721	73.976	55.273	87.394	128.840
85	T	0.5426	2.2409	4.1153	5.0336	7.6726	8.9882	5.4006	4.6616	4.8825	2.9545	2.7297	2.2734	2.6041	7.0305	3.8034
	S	148.276	131.441	74.555	121.908	167.953	75.326	69.437	79.713	120.654	102.463	56.450	74.978	53.936	83.694	124.948
86	T	0.6360	3.0406	4.9343	8.3488	17.8353										
	S	126.501	96.871	62.181	73.500	72.252										

**Event:** Honda Indy Toronto  
**Track:** Streets of Toronto  
**Report:** Section Data Report  
**Session:** Race

**Round 10**  
**1.786 mile(s)**

**NTT INDYCAR SERIES**  
**July 16, 2023**



**Section Data for Car 15 - Rahal, Graham**

Lap	T/SLap	PI to PO	PO to I8	SF to PI
77	T	63.2649		
	S	101.630		
78	T	63.5741		
	S	101.136		
79	T	64.5163		
	S	99.659		
80	T	63.5367		
	S	101.195		
81	T	64.0891		
	S	100.323		
82	T	64.2752		
	S	100.032		
83	T	64.2775		
	S	100.029		
84	T	65.4529		
	S	98.232		
85	T	64.9335		
	S	99.018		
86	T			
	S			

Event: Honda Indy Toronto  
Track: Streets of Toronto  
Report: Section Data Report  
Session: Race

Round 10  
1.786 mile(s)  
NTT INDYCAR SERIES  
July 16, 2023



Section Data for Car 18 - Malukas, David

Lap	T/SF to I1	I1 to I2	I2 to I3A	I3A to I3	I3 to I4	I4 to I5	I5 to I6A	I6A to I6	I6 to I7A	I7A to I7	I7 to I8	I8 to I9A	I9A to I9	I9 to I10	I10 to SF	
1	T	0.5754	2.6074	4.9726	5.5061	9.6130	18.4442	8.3625	6.7827	9.0406	5.6332	3.2341	3.6918	4.2211	10.6007	6.6785
	S	139.824	112.965	61.702	111.447	134.051	36.708	44.843	54.785	65.161	53.740	47.646	46.171	33.274	55.507	71.158
2	T	1.2267	6.1081			23.0651	13.2489	6.7450	5.3919	7.4279	5.7011	3.6001	3.1361	3.5357	13.2072	8.0121
	S	65.586	48.222			55.870	51.102	55.597	68.917	79.308	53.100	42.802	54.352	39.725	44.552	59.314
3	T	1.7562	6.6577			20.4839	12.5634	6.8548	5.4362	6.6177	4.1277	3.1665	2.7506	3.1202	8.8996	10.1715
	S	45.812	44.241			62.910	53.890	54.706	68.355	89.017	73.340	48.663	61.970	45.015	66.116	46.721
4	T	1.9399	7.9426			17.9190	12.6797	6.5252	5.0599	6.2470	4.1229	3.2746	2.7800	3.1003	8.5058	9.0041
	S	41.474	37.084			71.915	53.396	57.470	73.438	94.300	73.426	47.056	61.315	45.304	69.177	52.779
5	T	2.1808	9.1489			19.5916	12.8956	6.2219	5.0529	6.7429	4.1965	3.1896	2.7050	3.0262	8.3228	6.7237
	S	36.892	32.195			65.775	52.502	60.271	73.540	87.365	72.138	48.310	63.015	46.413	70.698	70.679
6	T	1.4921	6.3904			18.4757	12.4634	6.8584	5.5063	6.8200	4.2625	3.2103	2.8205	3.1468	8.4296	5.7869
	S	53.920	46.092			69.748	54.323	54.677	67.485	86.377	71.021	47.999	60.434	44.634	69.803	82.121
7	T	1.0853	5.2972			19.9484	12.5186	6.7651	5.3026	7.0485	4.4106	3.1455	2.7486	3.2630	9.5137	6.6270
	S	74.131	55.604			64.598	54.083	55.432	70.077	83.577	68.636	48.988	62.015	43.045	61.849	71.711
8	T	1.1673	4.9310			20.1959	11.0038	6.1828	4.9274	6.1897	3.8674	2.9915	2.4201	2.8076	7.3316	4.0129
	S	68.924	59.733			63.807	61.528	60.652	75.413	95.173	78.277	51.510	70.433	50.027	80.257	118.425
9	T	0.6132	2.9600	4.7817	5.9523	15.5290	9.5483	5.5016	4.5014	8.2516	5.0951	2.9726	3.4407	3.1938	7.3355	3.7262
	S	131.204	99.509	64.165	103.092	82.983	70.907	68.162	82.550	71.391	59.415	51.837	49.541	43.977	80.214	127.537
10	T	0.5511	2.4771	4.4875	5.0979	7.7337	9.2312	5.9102	4.6306	4.8177	3.0922	2.8194	2.3431	2.6950	6.8634	3.6669
	S	145.989	118.907	68.372	120.370	166.626	73.343	63.450	80.247	122.276	97.900	54.654	72.747	52.117	85.731	129.599
11	T	0.5444	2.2703	4.0935	4.9312	7.6146	9.1390	5.6645	4.5437	4.7745	2.9537	2.7217	2.2672	2.5494	6.7726	3.6812
	S	147.786	129.739	74.953	124.440	169.232	74.083	66.202	81.782	123.383	102.491	56.616	75.183	55.093	86.881	129.096
12	T	0.5459	2.2494	4.0779	4.9203	7.6218	8.8365	5.3680	4.4903	4.7533	2.8238	2.7022	2.2315	2.5511	6.6947	3.6771
	S	147.380	130.944	75.239	124.715	169.072	76.619	69.858	82.754	123.933	107.206	57.024	76.386	55.056	87.892	129.240
13	T	0.5471	2.1971	3.9863	5.0097	7.5949	8.9595	5.1920	4.4632	4.7816	2.8617	2.6917	2.1885	2.5504	6.6538	3.6635
	S	147.056	134.061	76.968	122.490	169.671	75.567	72.227	83.257	123.200	105.786	57.247	77.886	55.072	88.432	129.719
14	T	0.5469	2.1888	3.9389	5.0542	7.7178	8.6283	5.3210	4.4881	4.7829	2.8288	2.6482	2.1761	2.6047	6.6277	3.6701
	S	147.110	134.569	77.894	121.411	166.969	78.468	70.475	82.795	123.166	107.016	58.187	78.330	53.924	88.780	129.486
15	T	0.5475	2.1986	3.9628	5.0430	7.7602	8.6857	5.2545	4.4799	4.8564	2.7692	2.6831	2.2630	2.5538	6.7003	3.7028
	S	146.949	133.970	77.425	121.681	166.057	77.949	71.367	82.946	121.302	109.319	57.430	75.322	54.998	87.818	128.343
16	T	0.5528	2.1765	3.9207	5.0287	7.6309	9.0856	5.3873	4.5601	4.8638	2.8084	2.6790	2.2706	2.5325	6.7568	3.7074
	S	145.540	135.330	78.256	122.027	168.871	74.519	69.608	81.487	121.117	107.794	57.518	75.070	55.461	87.084	128.183
17	T	0.5528	2.2106	4.0111	5.0000	7.5895	9.2106	5.5152	4.6323	4.9060	2.8656	2.6394				
	S	145.540	133.242	76.492	122.727	169.792	73.507	67.994	80.217	120.076	105.642	58.381				
18	T	0.6203	2.4184	4.0916	4.9768	7.7135	8.5161	5.1620	4.3949	4.8389	2.7598	2.6701	2.1972	2.4620	6.6468	3.5993
	S	129.703	121.794	74.987	123.299	167.062	79.502	72.646	84.550	121.741	109.692	57.710	77.578	57.049	88.525	132.033
19	T	0.5352	2.1740	4.0317	5.0976	7.7606	8.5064	5.2207	4.3857	4.7509	2.7428	2.6374	2.1223	2.5423	6.8821	3.7996
	S	150.326	135.485	76.101	120.378	166.049	79.592	71.829	84.728	123.996	110.372	58.425	80.316	55.247	85.498	125.073

**Event:** Honda Indy Toronto  
**Track:** Streets of Toronto  
**Report:** Section Data Report  
**Session:** Race

**Round 10**  
**1.786 mile(s)**

**NTT INDYCAR SERIES**  
**July 16, 2023**



**Section Data for Car 18 - Malukas, David**

Lap	T/Slap	PI to PO	PO to I8	SF to PI
1	T	99.9639		92.4867
	S	64.319		59.780
2	T	125.2323		
	S	51.341		
3	T	116.4879		
	S	55.195		
4	T	111.7443		
	S	57.539		
5	T	110.5778		
	S	58.145		
6	T	107.2088		
	S	59.973		
7	T	109.6553		
	S	58.635		
8	T	101.2676		
	S	63.491		
9	T	83.4030		
	S	77.091		
10	T	66.4170		
	S	96.807		
11	T	64.5215		
	S	99.651		
12	T	63.5438		
	S	101.184		
13	T	63.3410		
	S	101.508		
14	T	63.2225		
	S	101.698		
15	T	63.4608		
	S	101.316		
16	T	63.9611		
	S	100.524		
17	T	85.2178	27.3515	53.7576
	S	75.449	25.352	102.848
18	T	63.0677		
	S	101.948		
19	T	63.1893		
	S	101.751		

**Event:** Honda Indy Toronto  
**Track:** Streets of Toronto  
**Report:** Section Data Report  
**Session:** Race

**Round 10**  
**1.786 mile(s)**  
**NTT INDYCAR SERIES**  
**July 16, 2023**



**Section Data for Car 18 - Malukas, David**

Lap	T/SF to I1	I1 to I2	I2 to I3A	I3A to I3	I3 to I4	I4 to I5	I5 to I6A	I6A to I6	I6 to I7A	I7A to I7	I7 to I8	I8 to I9A	I9A to I9	I9 to I10	I10 to SF	
20	T	0.5602	2.2045	3.9304	5.0036	7.7545	8.4335	5.2409	4.3557	4.7172	2.7206	2.6277	2.1770	2.4911	6.5231	3.6359
	S	143.618	133.611	78.063	122.639	166.179	80.280	71.553	85.311	124.881	111.272	58.641	78.298	56.383	90.204	130.704
21	T	0.5442	2.1231	3.8650	5.0032	7.7938	8.4750	5.1753	4.3948	4.7771	2.7916	2.6342	2.1691	2.4582	6.5236	3.6600
	S	147.840	138.734	79.384	122.649	165.341	79.887	72.460	84.552	123.316	108.442	58.496	78.583	57.137	90.197	129.844
22	T	0.5502	2.1578	3.8882	5.0195	7.7624	8.4402	5.2290	4.4119	4.7719	2.7647	2.6288	2.1746	2.4387	6.6112	3.6507
	S	146.228	136.503	78.910	122.250	166.010	80.217	71.715	84.225	123.450	109.497	58.616	78.384	57.594	89.002	130.174
23	T	0.5472	2.1698	3.9628	5.0271	7.7564	8.5288	5.2187	4.4406	4.7695	2.7843	2.6191	2.1987	2.4956	6.5823	3.6509
	S	147.030	135.748	77.425	122.066	166.138	79.383	71.857	83.680	123.512	108.727	58.834	77.525	56.281	89.393	130.167
24	T	0.5479	2.1694	3.9783	4.9303	7.5160	8.9271	5.4728	4.6256	4.8252	2.9533	2.7017	2.2233	2.5749	6.9814	3.7466
	S	146.842	135.773	77.123	124.462	171.452	75.842	68.521	80.334	122.086	102.505	57.035	76.667	54.548	84.282	126.842
25	T	0.5481	2.2735	4.0988	5.1457	7.8360	8.6853	5.2617	4.4110	4.8159	2.7783	2.6949	2.2576	2.4653	6.6232	3.6722
	S	146.788	129.556	74.856	119.252	164.451	77.953	71.270	84.242	122.322	108.961	57.179	75.503	56.973	88.841	129.412
26	T	0.5502	2.1270	3.9265	5.0652	7.8053	8.5797	5.2495	4.4394	4.7840	2.7323	2.6932	2.2321	2.5308	6.5695	3.6797
	S	146.228	138.479	78.140	121.148	165.098	78.912	71.435	83.703	123.138	110.796	57.215	76.365	55.498	89.567	129.148
27	T	0.5516	2.1385	3.8952	5.0530	7.8119	8.5841	5.2468	4.4770	4.7770	2.8287	2.6713	2.1724	2.4450	6.5178	3.6557
	S	145.857	137.735	78.768	121.440	164.958	78.872	71.472	83.000	123.318	107.020	57.684	78.464	57.446	90.277	129.996
28	T	0.5499	2.1438	3.9172	5.0275	7.7831	8.5500	5.2188	4.4156	4.7607	2.8041	2.6721	2.1966	2.4347	6.5353	3.6535
	S	146.308	137.394	78.326	122.056	165.569	79.187	71.856	84.154	123.740	107.959	57.667	77.599	57.689	90.036	130.075
29	T	0.5485	2.1279	3.9124	5.0456	7.8004	8.5500	5.1978	4.4295	4.8302	2.7550	2.7408	2.1952	2.4495	6.6035	3.6702
	S	146.681	138.421	78.422	121.618	165.201	79.187	72.146	83.890	121.960	109.883	56.221	77.649	57.340	89.106	129.483
30	T	0.5508	2.1610	3.9273	5.0519	7.8128	8.5401	5.2497	4.4256	4.7852	2.7819	2.6952	2.1905	2.4411	6.6393	3.6971
	S	146.069	136.301	78.124	121.466	164.939	79.278	71.433	83.964	123.107	108.820	57.172	77.815	57.537	88.625	128.541
31	T	0.5530	2.1575	3.9516	5.0607	7.8187	8.6409	5.2249	4.4185	4.8002	2.7805	2.7061	2.1988	2.4744	6.6349	3.6866
	S	145.487	136.522	77.644	121.255	164.815	78.354	71.772	84.099	122.722	108.875	56.942	77.522	56.763	88.684	128.907
32	T	0.5530	2.1522	3.9241	5.0699	7.8133	8.5196	5.2499	4.4088	4.7783	2.7436	2.6745	2.1931	2.4470	6.5219	3.6450
	S	145.487	136.858	78.188	121.035	164.929	79.469	71.430	84.284	123.285	110.339	57.615	77.723	57.399	90.221	130.378
33	T	0.5475	2.1403	3.9588	5.0645	7.7965	8.6560	5.3107	4.4176	4.7844	2.7457	2.7097	2.2139	2.4414	6.6054	3.6537
	S	146.949	137.619	77.503	121.164	165.284	78.217	70.612	84.116	123.127	110.255	56.866	76.993	57.530	89.080	130.067
34	T	0.5482	2.1503	3.9524	5.0643	7.8210	8.6919	5.2629	4.4750	4.8186	2.8150	2.7088	2.2095	2.4551	6.5780	3.6566
	S	146.761	136.979	77.628	121.169	164.766	77.894	71.253	83.037	122.254	107.541	56.885	77.146	57.209	89.451	129.964
35	T	0.5478	2.2195	3.9624	5.0433	7.7987	8.8153	5.3007	4.4951	4.8280	2.8063	2.7407	2.1803	2.4787	6.5849	3.6552
	S	146.868	132.708	77.432	121.674	165.237	76.803	70.745	82.666	122.016	107.874	56.223	78.179	56.665	89.357	130.014
36	T	0.5489	2.1748	4.0315	5.0664	7.8122	8.8264	5.2860	4.5215	4.8236	2.7884	2.7055	2.1905	2.4878	6.6045	3.6657
	S	146.574	135.436	76.105	121.119	164.952	76.707	70.942	82.183	122.127	108.567	56.955	77.815	56.457	89.092	129.642
37	T	0.5486	2.2326	3.9315	5.0367	7.7890	8.8660	5.3606	4.5216	4.8818	2.7846	2.7668	2.2368	2.4765	6.5987	3.6556
	S	146.654	131.929	78.041	121.833	165.443	76.364	69.955	82.181	120.671	108.715	55.693	76.205	56.715	89.170	130.000
38	T	0.5487	2.1860	4.0033	5.0587	7.7840	8.8871	5.4057	4.6083	4.8880	2.8838	2.7975	2.2572	2.5231	6.6696	3.6723
	S	146.628	134.742	76.641	121.303	165.549	76.183	69.371	80.635	120.518	104.975	55.082	75.516	55.667	88.223	129.409

**Event:** Honda Indy Toronto  
**Track:** Streets of Toronto  
**Report:** Section Data Report  
**Session:** Race

**Round 10**  
**1.786 mile(s)**

**NTT INDYCAR SERIES**  
**July 16, 2023**



**Section Data for Car 18 - Malukas, David**

Lap	T/Slap	PI to PO	PO to I8	SF to PI
20	T	62.3759		
	S	103.078		
21	T	62.3882		
	S	103.058		
22	T	62.4998		
	S	102.874		
23	T	62.7518		
	S	102.461		
24	T	64.1738		
	S	100.190		
25	T	63.5675		
	S	101.146		
26	T	62.9644		
	S	102.115		
27	T	62.8260		
	S	102.340		
28	T	62.6629		
	S	102.606		
29	T	62.8565		
	S	102.290		
30	T	62.9495		
	S	102.139		
31	T	63.1073		
	S	101.884		
32	T	62.6942		
	S	102.555		
33	T	63.0461		
	S	101.983		
34	T	63.2076		
	S	101.722		
35	T	63.4569		
	S	101.322		
36	T	63.5337		
	S	101.200		
37	T	63.6874		
	S	100.956		
38	T	64.1733		
	S	100.191		

Event: Honda Indy Toronto  
Track: Streets of Toronto  
Report: Section Data Report  
Session: Race

Round 10  
1.786 mile(s)  
NTT INDYCAR SERIES  
July 16, 2023



Section Data for Car 18 - Malukas, David

Lap	T/SF to I1	I1 to I2	I2 to I3A	I3A to I3	I3 to I4	I4 to I5	I5 to I6A	I6A to I6	I6 to I7A	I7A to I7	I7 to I8	I8 to I9A	I9A to I9	I9 to I10	I10 to SF	
39	T	0.5493	2.1999	4.0090	5.0633	7.8030	8.9289	5.3600	4.5649	4.8897	2.8459	2.7619	2.2313	2.4824	6.6211	3.6578
	S	146.467	133.890	76.532	121.193	165.146	75.826	69.963	81.402	120.476	106.373	55.792	76.392	56.580	88.869	129.922
40	T	0.5473	2.2306	4.0080	5.0596	7.7860	8.9143	5.4109	4.6076	4.8859	2.9761	3.1963	2.3054	2.5759	6.7691	3.6905
	S	147.003	132.048	76.551	121.282	165.507	75.950	69.305	80.647	120.570	101.719	48.209	73.937	54.526	86.926	128.770
41	T	0.5499	2.2295	4.0593	5.0924	7.8573	9.3013	5.4342	4.6495	4.9212	2.9453	2.8017	2.2637	2.8683	8.0208	4.2968
	S	146.308	132.113	75.584	120.500	164.005	72.790	69.007	79.921	119.705	102.783	54.999	75.299	48.968	73.360	110.600
42	T	0.6555	2.8626	4.5408	6.0787	9.9858	10.2734	5.8929	4.9527	5.9287	3.5879	3.0732	2.6673	3.3986	8.5772	4.4790
	S	122.738	102.894	67.569	100.949	129.047	65.903	63.636	75.028	99.363	84.375	50.140	63.905	41.327	68.602	106.101
43	T	0.6902	2.8477	4.4691	6.7103	10.8582	10.2162	6.1136	5.1537	6.2746	4.3166	3.8624	4.5384	5.4303	14.3722	7.4696
	S	116.567	103.433	68.653	91.447	118.679	66.272	61.339	72.102	93.885	70.131	39.895	37.558	25.865	40.941	63.622
44	T	1.4461	5.4611	5.8755	8.1211	17.1392	14.4307	6.6368	5.2142	6.1704	3.6981	2.8999				
	S	55.636	53.935	52.220	75.561	75.186	46.917	56.503	71.265	95.470	81.860	53.137				
45	T	0.6404	2.7450	4.4898	5.6546	11.5713	10.6168	5.8369	4.7983	5.3227	3.8408	2.8300	2.4193	2.7861	8.6329	4.1587
	S	125.632	107.303	68.337	108.520	111.365	63.771	64.246	77.442	110.675	78.819	54.449	70.456	50.413	68.159	114.273
46	T	0.6778	3.0973	4.6945	6.9686	17.2892	11.4355	6.5085	5.2938	6.0073	3.9732	3.1197	2.5409	3.0100	9.1256	4.8129
	S	118.700	95.097	65.357	88.057	74.534	59.206	57.617	70.194	98.063	76.192	49.393	67.084	46.663	64.479	98.740
47	T	0.9184	4.2404	4.6934	7.0125	19.6161	11.1791	6.3391	5.4157	11.8842	6.7747	3.4448	2.9929	3.4315	16.1622	7.3492
	S	87.603	69.462	65.372	87.506	65.693	60.564	59.157	68.614	49.569	44.685	44.731	56.953	40.931	36.406	64.664
48	T	1.3739	5.4079	5.1271	7.0853	15.2500	10.8355	6.1233	4.9615	6.8049	4.9085	3.2506	2.8308	3.5337	13.8439	5.6075
	S	58.559	54.466	59.842	86.607	84.501	62.484	61.241	74.895	86.569	61.674	47.404	60.214	39.747	42.503	84.749
49	T	1.5849	6.1632	5.2026	7.2385	14.9328	10.3190	5.9803	5.0430	6.9651	5.4366	3.0429				
	S	50.763	47.791	58.974	84.774	86.296	65.612	62.706	73.684	84.578	55.683	50.639				
50	T	0.6949	3.5655	5.2427	6.6666	14.5204	10.8440	6.4015	5.0879	6.2300	4.4805	3.0619	2.5921	3.1434	9.5761	8.8105
	S	115.779	82.610	58.523	92.046	88.747	62.435	58.580	73.034	94.557	67.566	50.325	65.759	44.682	61.446	53.939
51	T	1.5773	4.0241	4.6248	6.5725	14.4654	10.6102	5.8393	5.0938	7.5529	4.5980	2.8537	2.3795	2.9260	8.1527	3.7969
	S	51.008	73.195	66.342	93.364	89.084	63.811	64.220	72.950	77.995	65.839	53.997	71.635	48.002	72.174	125.162
52	T	0.5529	2.4461	4.5397	5.1005	7.6961	10.0846	6.8575	5.2933	5.3045	3.2972	3.1045	2.4922	2.8874	7.2033	3.7658
	S	145.514	120.414	67.586	120.309	167.440	67.137	54.685	70.200	111.055	91.813	49.635	68.395	48.644	81.686	126.196
53	T	0.5544	2.2724	4.2858	5.0327	7.6632	9.2043	5.6493	4.6321	4.8083	2.9855	2.7534	2.2543	2.6737	6.8668	3.6880
	S	145.120	129.619	71.589	121.930	168.159	73.558	66.380	80.221	122.515	101.399	55.964	75.613	52.532	85.689	128.858
54	T	0.5483	2.2626	4.1524	4.9835	7.7235	9.1881	5.6178	4.5608	4.7979	3.0044	2.7493	2.2502	2.6237	6.6747	3.6731
	S	146.735	130.180	73.889	123.134	166.846	73.687	66.752	81.475	122.781	100.761	56.047	75.751	53.533	88.155	129.380
55	T	0.5469	2.2802	4.0574	5.0265	7.7680	8.8560	5.4260	4.5597	4.7812	2.9578	2.7398	2.2243	2.5656	6.6060	3.6414
	S	147.110	129.175	75.619	122.080	165.890	76.450	69.112	81.495	123.210	102.349	56.242	76.633	54.745	89.072	130.507
56	T	0.5459	2.1995	4.0879	5.0613	7.7611	8.8126	5.4072	4.5079	4.7770	2.8993	2.7091	2.2124	2.5455	6.5644	3.6406
	S	147.380	133.915	75.055	121.241	166.038	76.827	69.352	82.431	123.318	104.414	56.879	77.045	55.178	89.636	130.535
57	T	0.5462	2.1964	3.9868	5.0166	7.7533	8.7119	5.3261	4.4931	4.8132	2.8972	2.6575	2.1568	2.5089	6.5963	3.6526
	S	147.299	134.104	76.959	122.321	166.205	77.715	70.408	82.703	122.391	104.490	57.983	79.031	55.983	89.203	130.107

Event: Honda Indy Toronto  
Track: Streets of Toronto  
Report: Section Data Report  
Session: Race

Round 10  
1.786 mile(s)

NTT INDYCAR SERIES  
July 16, 2023



Section Data for Car 18 - Malukas, David

Lap	T/Slap	PI to PO	PO to I8	SF to PI
39	T	63.9684		
	S	100.512		
40	T	64.9635		
	S	98.972		
41	T	67.2912		
	S	95.549		
42	T	76.9543		
	S	83.551		
43	T	93.3231		
	S	68.896		
44	T	114.6487	28.4205	64.1679
	S	56.081	24.398	86.162
45	T	76.3436		
	S	84.219		
46	T	88.5548		
	S	72.606		
47	T	111.4542		
	S	57.688		
48	T	96.9444		
	S	66.323		
49	T	109.0553	28.0334	72.7371
	S	58.957	24.735	76.012
50	T	90.9180		
	S	70.719		
51	T	85.0671		
	S	75.583		
52	T	70.6256		
	S	91.038		
53	T	65.3242		
	S	98.426		
54	T	64.8103		
	S	99.206		
55	T	64.0368		
	S	100.405		
56	T	63.7317		
	S	100.885		
57	T	63.3129		
	S	101.553		

Event: Honda Indy Toronto  
Track: Streets of Toronto  
Report: Section Data Report  
Session: Race

Round 10  
1.786 mile(s)  
NTT INDYCAR SERIES  
July 16, 2023



Section Data for Car 18 - Malukas, David

Lap	T/SF to I1	I1 to I2	I2 to I3A	I3A to I3	I3 to I4	I4 to I5	I5 to I6A	I6A to I6	I6 to I7A	I7A to I7	I7 to I8	I8 to I9A	I9A to I9	I9 to I10	I10 to SF	
58	T	0.5474	2.2216	3.9867	5.0284	7.7689	8.6000	5.2823	4.5058	4.8037	2.8620	2.6933	2.2069	2.5842	6.5586	3.6418
	S	146.976	132.583	76.960	122.034	165.871	78.726	70.992	82.469	122.633	105.775	57.213	77.237	54.351	89.716	130.492
59	T	0.5467	2.2011	4.0226	5.0380	7.7420	8.6994	5.2834	4.4886	4.7806	2.8703	2.6979	2.1821	2.5807	6.5499	3.6579
	S	147.164	133.817	76.274	121.802	166.447	77.827	70.977	82.785	123.225	105.469	57.115	78.115	54.425	89.835	129.918
60	T	0.5475	2.2333	3.9705	5.0128	7.7530	8.6693	5.2936	4.5060	4.8012	2.8739	2.6922	2.1969	2.6043	6.5341	3.6373
	S	146.949	131.888	77.274	122.414	166.211	78.097	70.840	82.466	122.697	105.337	57.236	77.589	53.932	90.052	130.654
61	T	0.5450	2.1972	3.9567	5.0229	7.7629	8.6147	5.3568	4.5116	4.7958	2.8819	2.6599	2.1672	2.5694	6.5605	3.6538
	S	147.623	134.055	77.544	122.168	165.999	78.592	70.004	82.363	122.835	105.044	57.931	78.652	54.664	89.690	130.064
62	T	0.5471	2.1815	3.9629	5.0031	7.7548	8.6469	5.2785	4.5116	4.8002	2.8251	2.6546	2.2143	2.5767	6.5871	3.6508
	S	147.056	135.020	77.423	122.651	166.173	78.299	71.043	82.363	122.722	107.156	58.047	76.979	54.509	89.327	130.171
63	T	0.5467	2.2080	3.9884	5.0846	7.7461	8.7225	5.2385	4.5081	4.8047	2.8621	2.6610	2.2019	2.5726	6.5654	3.6396
	S	147.164	133.399	76.928	120.685	166.359	77.621	71.585	82.427	122.607	105.771	57.907	77.412	54.596	89.623	130.571
64	T	0.5445	2.1952	3.9755	4.9233	7.6488	9.3734	5.4913	4.5916	4.8684	2.7962	2.7551	2.2358	2.5818	6.5850	3.6627
	S	147.759	134.177	77.177	124.639	168.476	72.231	68.290	80.928	121.003	108.264	55.929	76.239	54.402	89.356	129.748
65	T	0.5476	2.1760	3.9563	4.9448	7.6571	8.7671	5.2494	4.5726	4.8588	2.8592	2.7007	2.2389	2.5688	6.5671	3.6484
	S	146.922	135.361	77.552	124.097	168.293	77.226	71.437	81.265	121.242	105.878	57.056	76.133	54.677	89.600	130.256
66	T	0.5464	2.2307	3.9869	4.9002	7.6242	8.8302	5.2562	4.5232	4.8363	2.8422	2.6584	2.1828	2.5506	6.5272	3.6438
	S	147.245	132.042	76.957	125.227	169.019	76.674	71.344	82.152	121.806	106.512	57.964	78.090	55.067	90.147	130.421
67	T	0.5461	2.1741	4.0214	4.9383	7.6336	8.7591	5.2402	4.4792	4.8208	2.8450	2.6764	2.2071	2.5590	6.5867	3.6613
	S	147.326	135.479	76.296	124.261	168.811	77.296	71.562	82.959	122.198	106.407	57.574	77.230	54.886	89.333	129.797
68	T	0.5471	2.1852	4.0555	4.9374	7.6629	8.6965	5.3089	4.5565	4.8220	2.8305	2.7019	2.2569	2.5699	6.5994	3.6428
	S	147.056	134.791	75.655	124.283	168.166	77.853	70.636	81.552	122.167	106.952	57.031	75.526	54.654	89.161	130.457
69	T	0.5458	2.2065	4.0388	5.0125	7.5213	8.9753	5.3566	4.6132	4.8287	2.8472	2.7678	2.2343	2.5886	6.6319	3.6654
	S	147.407	133.490	75.968	122.421	171.332	75.434	70.007	80.549	121.998	106.325	55.673	76.290	54.259	88.724	129.652
70	T	0.5465	2.1899	4.0365	4.9325	7.6740	8.9485	5.3689	4.6243	4.8650	2.9354	3.2084				
	S	147.218	134.502	76.011	124.407	167.922	75.660	69.847	80.356	121.088	103.130	48.027				

**Event:** Honda Indy Toronto  
**Track:** Streets of Toronto  
**Report:** Section Data Report  
**Session:** Race

**Round 10**  
**1.786 mile(s)**

**NTT INDYCAR SERIES**  
**July 16, 2023**



**Section Data for Car 18 - Malukas, David**

Lap	T/SLap	PI to PO	PO to I8	SF to PI
58	T	63.2916		
	S	101.587		
59	T	63.3412		
	S	101.507		
60	T	63.3259		
	S	101.532		
61	T	63.2563		
	S	101.644		
62	T	63.1952		
	S	101.742		
63	T	63.3502		
	S	101.493		
64	T	64.2286		
	S	100.105		
65	T	63.3128		
	S	101.553		
66	T	63.1393		
	S	101.832		
67	T	63.1483		
	S	101.817		
68	T	63.3734		
	S	101.456		
69	T	63.8339		
	S	100.724		
70	T			54.2242
	S			96.996

**Event:** Honda Indy Toronto  
**Track:** Streets of Toronto  
**Report:** Section Data Report  
**Session:** Race

**Round 10**  
**1.786 mile(s)**

**NTT INDYCAR SERIES**  
**July 16, 2023**



**Section Data for Car 20 - Hunter-Reay, Ryan**

Lap	T/SF to I1	I1 to I2	I2 to I3A	I3A to I3	I3 to I4	I4 to I5	I5 to I6A	I6A to I6	I6 to I7A	I7A to I7	I7 to I8	I8 to I9A	I9A to I9	I9 to I10	I10 to SF	
1	T	0.5614	2.5888	5.6768	6.0173	16.0089	9.8088	5.8084	4.7614	9.0178	5.0745	3.4610	2.9739	3.8858	10.2718	4.0245
	S	143.311	113.777	54.048	101.979	80.495	69.024	64.562	78.042	65.325	59.657	44.522	57.317	36.146	57.284	118.084

**Event:** Honda Indy Toronto  
**Track:** Streets of Toronto  
**Report:** Section Data Report  
**Session:** Race

**Round 10**  
**1.786 mile(s)**  
**NTT INDYCAR SERIES**  
**July 16, 2023**



**Section Data for Car 20 - Hunter-Reay, Ryan**

Lap	T/SLap	PO to I8	
1	T	89.8436	92.4999
	S	71.564	59.772

Event: **Honda Indy Toronto**  
Track: **Streets of Toronto**  
Report: **Section Data Report**  
Session: **Race**

**Round 10**  
**1.786 mile(s)**

**NTT INDYCAR SERIES**  
**July 16, 2023**



**Section Data for Car 21 - VeeKay, Rinus**

Lap	T/SF to I1	I1 to I2	I2 to I3A	I3A to I3	I3 to I4	I4 to I5	I5 to I6A	I6A to I6	I6 to I7A	I7A to I7	I7 to I8	I8 to I9A	I9A to I9	I9 to I10	I10 to SF	
1	T	0.5742	2.4925	5.0933	5.7295	9.3907	17.0097	8.2286	7.1733	8.7414	5.1741	3.3789	3.1509	3.2604	9.3242	6.9996
	S	140.116	118.173	60.240	107.101	137.225	39.803	45.573	51.802	67.391	58.508	45.604	54.097	43.079	63.106	67.893
2	T	1.3734	7.3803			23.4114	12.1720	6.5774	5.6879	8.6102	6.0565	3.5308	3.4374	4.1314	12.2786	7.9804
	S	58.581	39.910			55.043	55.623	57.013	65.330	68.418	49.984	43.642	49.588	33.997	47.922	59.549
3	T	1.5773	6.6427			19.2826	12.9304	6.5848	5.1664	7.3355	4.4712	3.1751	2.8934	3.2721	9.5642	9.8595
	S	51.008	44.341			66.829	52.361	56.949	71.925	80.307	67.706	48.531	58.912	42.925	61.522	48.200
4	T	1.8052	6.6090			16.4592	12.3535	6.6077	5.3217	7.3543	4.4158	3.2378	2.8958	3.1692	8.6521	9.8301
	S	44.568	44.567			78.293	54.806	56.752	69.826	80.102	68.555	47.591	58.863	44.319	68.008	48.344
5	T	2.2140	6.7914			18.8349	12.7754	6.8425	5.8054	7.6140	4.2989	3.3114	2.9128	3.1219	8.6948	6.8273
	S	36.339	43.370			68.417	52.996	54.805	64.008	77.369	70.420	46.533	58.519	44.990	67.674	69.607
6	T	1.1188	4.4745			19.4911	12.4946	6.6731	5.3339	7.0766	4.2722	3.2230	2.9232	3.1195	8.4396	6.0746
	S	71.911	65.828			66.114	54.187	56.196	69.666	83.245	70.860	47.810	58.311	45.025	69.720	78.232
7	T	1.1607	4.8300			20.4972	12.6196	6.7789	5.4735	7.1870	4.2990	3.2296	3.0065	3.2536	8.6567	6.1976
	S	69.316	60.982			62.869	53.650	55.319	67.889	81.966	70.418	47.712	56.695	43.169	67.972	76.679
8	T	1.1681	4.9601			17.2575	12.0568	6.7022	5.4717	7.0262	3.9047	3.1183	2.5468	2.9424	7.6899	4.1581
	S	68.876	59.383			74.671	56.155	55.952	67.911	83.842	77.529	49.415	66.929	47.735	76.517	114.290
9	T	0.6669	3.3998	4.7842	5.8800	13.6904	9.5817	5.8800	4.9180	9.6751	5.3222	3.0902	3.5581	3.4707	7.4598	3.7588
	S	120.640	86.636	64.132	104.360	94.127	70.660	63.776	75.557	60.887	56.880	49.864	47.906	40.469	78.877	126.431
10	T	0.5485	2.4461	4.4261	5.1063	7.7259	9.2762	5.6906	4.5291	4.8383	3.1583	2.8034	2.3184	2.6940	6.9074	3.6284
	S	146.681	120.414	69.320	120.172	166.794	72.987	65.898	82.045	121.756	95.851	54.966	73.522	52.136	85.185	130.974
11	T	0.5387	2.2873	4.1258	4.9881	7.7181	9.0642	5.5257	4.4069	4.7590	2.9388	2.7517	2.2371	2.6086	6.7308	3.6772
	S	149.349	128.774	74.366	123.020	166.963	74.694	67.865	84.320	123.785	103.011	55.998	76.194	53.843	87.420	129.236
12	T	0.5458	2.2339	4.0340	4.9779	7.5959	8.6286	5.3165	4.3591	4.8332	2.9140	2.6589	2.1452	2.4887	6.6408	3.6435
	S	147.407	131.853	76.058	123.272	169.649	78.465	70.535	85.245	121.884	103.887	57.953	79.459	56.437	88.605	130.432
13	T	0.5444	2.1628	3.9907	4.9874	7.7283	8.6180	5.2615	4.3467	4.8067	2.8768	2.6755	2.1642	2.4540	6.6688	3.6762
	S	147.786	136.187	76.883	123.037	166.743	78.562	71.272	85.488	122.556	105.231	57.593	78.761	57.235	88.233	129.271
14	T	0.5465	2.1961	3.9877	4.9791	7.7203	8.5137	5.3209	4.3718	4.7883	2.8226	2.6211	2.1494	2.4430	6.5390	3.6073
	S	147.218	134.122	76.941	123.242	166.915	79.524	70.477	84.997	123.027	107.251	58.789	79.303	57.493	89.985	131.740
15	T	0.5413	2.1360	3.8933	4.9795	7.7230	8.4940	5.2064	4.3476	4.7875	2.8414	2.6053	2.1524	2.4996	6.6345	3.6339
	S	148.632	137.896	78.807	123.233	166.857	79.709	72.027	85.470	123.048	106.542	59.145	79.193	56.191	88.689	130.776
16	T	0.5421	2.1560	3.9489	4.9911	7.7105	8.5411	5.3540	4.4513	4.8417	3.1165	2.7168	2.2154	2.5127	6.6924	3.6506
	S	148.413	136.617	77.697	122.946	167.127	79.269	70.041	83.479	121.670	97.137	56.718	76.941	55.898	87.922	130.178
17	T	0.5455	2.1231	3.9107	4.9943	7.7451	8.5031	5.2689	4.4282	4.8624	2.8194	2.6280	2.1589	2.4777	6.6646	3.7142
	S	147.488	138.734	78.456	122.867	166.381	79.623	71.172	83.915	121.152	107.373	58.634	78.954	56.687	88.289	127.949
18	T	0.5499	2.1416	3.9509	5.0422	7.7882	8.6521	5.3700	4.5054	4.8326	2.8090	2.6641	2.2072	2.5360	6.6658	3.6743
	S	146.308	137.535	77.658	121.700	165.460	78.252	69.832	82.477	121.899	107.770	57.840	77.227	55.384	88.273	129.338
19	T	0.5470	2.1860	3.9378	5.0092	7.7801	8.4531	5.2219	4.4576	4.8277	2.8121	2.6369	2.1546	2.4615	6.6364	3.6062
	S	147.083	134.742	77.916	122.502	165.632	80.094	71.813	83.361	122.023	107.652	58.436	79.112	57.061	88.664	131.781

**Event:** Honda Indy Toronto  
**Track:** Streets of Toronto  
**Report:** Section Data Report  
**Session:** Race

**Round 10**  
**1.786 mile(s)**

**NTT INDYCAR SERIES**  
**July 16, 2023**



**Section Data for Car 21 - VeeKay, Rinus**

Lap	T/SLap	PI to PO	PO to I8	SF to PI
1	T	95.7213	92.7966	
	S	67.170	59.580	
2	T	127.1201		
	S	50.579		
3	T	116.6842		
	S	55.103		
4	T	112.0289		
	S	57.392		
5	T	110.9965		
	S	57.926		
6	T	105.9025		
	S	60.712		
7	T	108.6372		
	S	59.184		
8	T	103.0548		
	S	62.390		
9	T	85.1359		
	S	75.522		
10	T	66.0970		
	S	97.275		
11	T	64.3580		
	S	99.904		
12	T	63.0160		
	S	102.031		
13	T	62.9620		
	S	102.119		
14	T	62.6068		
	S	102.698		
15	T	62.4757		
	S	102.914		
16	T	63.4411		
	S	101.348		
17	T	62.8441		
	S	102.310		
18	T	63.3893		
	S	101.430		
19	T	62.7281		
	S	102.500		

Event: **Honda Indy Toronto**  
Track: **Streets of Toronto**  
Report: **Section Data Report**  
Session: **Race**

**Round 10**  
**1.786 mile(s)**  
**NTT INDYCAR SERIES**  
**July 16, 2023**



**Section Data for Car 21 - VeeKay, Rinus**

Lap	T/SF to I1	I1 to I2	I2 to I3A	I3A to I3	I3 to I4	I4 to I5	I5 to I6A	I6A to I6	I6 to I7A	I7A to I7	I7 to I8	I8 to I9A	I9A to I9	I9 to I10	I10 to SF	
20	T	0.5372	2.1700	3.8899	4.9550	7.7398	8.6385	5.2497	4.4462	4.7681	2.7882	2.6274	2.2024	2.4801	6.5971	3.6108
	S	149.766	135.735	78.876	123.842	166.495	78.375	71.433	83.575	123.548	108.574	58.648	77.395	56.633	89.192	131.613
21	T	0.5389	2.1451	3.8605	4.9470	7.7908	8.5444	5.2553	4.4453	4.8198	2.8290	2.6430	2.1852	2.4270	6.6711	3.6063
	S	149.294	137.311	79.476	124.042	165.405	79.239	71.357	83.592	122.223	107.009	58.302	78.004	57.872	88.203	131.777
22	T	0.5400	2.1345	3.8889	4.9325	7.7429	8.5262	5.2226	4.4743	4.7759	2.8152	2.6547	2.1509	2.4208	6.6265	3.6117
	S	148.990	137.993	78.896	124.407	166.428	79.408	71.803	83.050	123.347	107.533	58.045	79.248	58.020	88.796	131.580
23	T	0.5393	2.1310	3.8766	4.9705	7.7519	8.5894	5.1982	4.4782	4.8281	2.7503	2.6603	2.1810	2.4066	6.5690	3.5903
	S	149.183	138.219	79.146	123.456	166.235	78.823	72.140	82.978	122.013	110.071	57.922	78.154	58.362	89.574	132.364
24	T	0.5358	2.1249	3.8608	4.9284	7.6948	8.5493	5.1885	4.4664	4.8256	2.7218	2.6244	2.1796	2.4462	6.6927	3.6265
	S	150.158	138.616	79.470	124.510	167.468	79.193	72.275	83.197	122.076	111.223	58.715	78.205	57.417	87.918	131.043
25	T	0.5374	2.1126	3.8561	4.9256	7.7200	8.5421	5.2725	4.4840	4.8618	2.7722	2.6392	2.1628	2.4718	6.5815	3.5976
	S	149.711	139.423	79.567	124.581	166.922	79.260	71.124	82.870	121.167	109.201	58.385	78.812	56.823	89.403	132.096
26	T	0.5381	2.1303	3.9612	4.9712	7.7231	8.5538	5.2134	4.4907	4.8310	2.7793	2.6871	2.1752	2.4696	6.6247	3.6147
	S	149.516	138.265	77.456	123.438	166.855	79.151	71.930	82.747	121.940	108.922	57.345	78.363	56.873	88.820	131.471
27	T	0.5411	2.1522	3.9219	4.9616	7.7186	8.6431	5.2512	4.5068	4.8616	2.7886	2.6765	2.2064	2.4315	6.6126	3.6054
	S	148.687	136.858	78.232	123.677	166.952	78.334	71.412	82.451	121.172	108.559	57.572	77.255	57.765	88.983	131.810
28	T	0.5375	2.1228	3.8794	4.9667	7.7125	8.7855	5.3358	4.5652	4.8433	2.7778	2.6736	2.1567	2.4752	6.6218	3.5957
	S	149.683	138.753	79.089	123.550	167.084	77.064	70.280	81.396	121.630	108.981	57.634	79.035	56.745	88.859	132.165
29	T	0.5374	2.0603	3.8780	4.9445	7.6897	8.6247	5.2869	4.5971	4.8843	2.7700	2.7015	2.2283	2.4789	6.6564	3.5943
	S	149.711	142.962	79.118	124.105	167.580	78.501	70.930	80.832	120.609	109.288	57.039	76.495	56.660	88.397	132.217
30	T	0.5366	2.0752	3.8790	4.9580	7.6997	8.7633	5.3741	4.6074	4.9001	3.0433	3.0646	2.2555	2.6495	6.7523	3.5901
	S	149.934	141.936	79.097	123.767	167.362	77.259	69.779	80.651	120.220	99.473	50.281	75.573	53.012	87.142	132.372
31	T	0.5341	2.1296	4.0247	4.9798	7.6527	8.8560	5.3916	4.6230	4.9525	2.8419	2.7144	2.2196	2.4401	6.6827	3.6349
	S	150.636	138.310	76.234	123.225	168.390	76.450	69.553	80.379	118.948	106.523	56.768	76.795	57.561	88.050	130.740
32	T	0.5416	2.1415	4.0136	4.9931	7.7295	8.7934	5.3440	4.6328	4.9051	2.8680	2.7590	2.2624	2.5300	6.7967	3.6589
	S	148.550	137.542	76.445	122.897	166.717	76.995	70.172	80.209	120.098	105.553	55.850	75.342	55.516	86.573	129.883
33	T	0.5407	2.1439	3.9848	4.9961	7.7180	8.9414	5.4531	4.7080	4.9471	2.8564	2.6977	2.1729	2.4784	6.7073	3.6762
	S	148.797	137.388	76.997	122.823	166.965	75.720	68.768	78.928	119.078	105.982	57.119	78.446	56.671	87.727	129.271
34	T	0.5452	2.1842	4.0319	5.0756	7.7587	9.3830	5.5325	4.7096	4.9828	2.9251	2.7336	2.2545	2.5319	6.8341	3.6028
	S	147.569	134.853	76.098	120.899	166.089	72.157	67.781	78.901	118.225	103.493	56.369	75.606	55.474	86.099	131.905
35	T	0.5346	2.1167	4.0036	5.0376	7.7120	9.0243	5.4875	4.6509	4.9840	2.9115	2.7293	2.2471	2.5287	6.8109	3.6415
	S	150.495	139.153	76.636	121.811	167.095	75.025	68.337	79.897	118.196	103.976	56.458	75.855	55.544	86.392	130.503
36	T	0.5380	2.1467	4.0689	5.1777	7.7672	9.2723	5.4386	4.7101	4.9629	2.8353	2.7294	2.2404	2.5141	6.7616	3.6419
	S	149.544	137.208	75.406	118.515	165.907	73.018	68.952	78.892	118.699	106.771	56.456	76.082	55.867	87.022	130.489
37	T	0.5372	2.2347	4.0858	5.1337	7.6424	9.1208	5.4894	4.7750	4.9165	3.0200	2.7700				
	S	149.766	131.805	75.094	119.531	168.617	74.231	68.313	77.820	119.819	100.241	55.628				
38	T	0.6108	2.5059	4.3088	5.1170	7.7547	8.7895	5.3351	4.4514	4.7772	2.8309	2.6940	2.2123	2.4582	6.7429	3.6337
	S	131.720	117.541	71.207	119.921	166.175	77.029	70.289	83.477	123.313	106.937	57.198	77.049	57.137	87.264	130.783

**Event:** Honda Indy Toronto  
**Track:** Streets of Toronto  
**Report:** Section Data Report  
**Session:** Race

**Round 10**  
**1.786 mile(s)**

**NTT INDYCAR SERIES**  
**July 16, 2023**



**Section Data for Car 21 - VeeKay, Rinus**

Lap	T/Slap	PI to PO	PO to I8	SF to PI
20	T	62.7004		
	S	102.545		
21	T	62.7087		
	S	102.531		
22	T	62.5176		
	S	102.845		
23	T	62.5207		
	S	102.840		
24	T	62.4657		
	S	102.930		
25	T	62.5372		
	S	102.812		
26	T	62.7634		
	S	102.442		
27	T	62.8791		
	S	102.253		
28	T	63.0495		
	S	101.977		
29	T	62.9323		
	S	102.167		
30	T	64.1487		
	S	100.230		
31	T	63.6776		
	S	100.971		
32	T	63.9696		
	S	100.510		
33	T	64.0220		
	S	100.428		
34	T	65.0855		
	S	98.787		
35	T	64.4202		
	S	99.807		
36	T	64.8051		
	S	99.214		
37	T	86.3543	27.8772	54.8025
	S	74.456	24.874	100.887
38	T	64.2224		
	S	100.115		

Event: Honda Indy Toronto  
Track: Streets of Toronto  
Report: Section Data Report  
Session: Race

Round 10  
1.786 mile(s)  
NTT INDYCAR SERIES  
July 16, 2023



Section Data for Car 21 - VeeKay, Rinus

Lap	T/SF to I1	I1 to I2	I2 to I3A	I3A to I3	I3 to I4	I4 to I5	I5 to I6A	I6A to I6	I6 to I7A	I7A to I7	I7 to I8	I8 to I9A	I9A to I9	I9 to I10	I10 to SF	
39	T	0.5441	2.1133	3.8919	4.9634	7.7188	8.6064	5.3368	4.4465	4.8229	2.8000	2.6738	2.1743	2.4634	6.6054	3.6121
	S	147.867	139.377	78.835	123.632	166.948	78.668	70.267	83.569	122.145	108.117	57.630	78.395	57.017	89.080	131.565
40	T	0.5380	2.1155	3.9658	4.9606	7.5288	8.9805	5.4991	4.5769	4.7835	2.7820	2.7603	2.1572	2.3929	6.5221	3.6753
	S	149.544	139.232	77.366	123.702	171.161	75.391	68.193	81.188	123.151	108.816	55.824	79.017	58.696	90.218	129.303
41	T	0.5487	2.1115	3.8677	5.0621	7.8400	8.5287	5.1900	4.3990	4.8220	2.6733	2.6250	2.2280	2.5921	7.0007	3.7767
	S	146.628	139.496	79.328	121.222	164.367	79.384	72.254	84.472	122.167	113.241	58.701	76.506	54.186	84.050	125.831
42	T	0.5961	2.5568	4.4256	5.4787	8.5805	9.4649	5.7419	4.8070	5.4149	3.5215	3.0408	2.4657	3.1354	8.0039	4.1820
	S	134.968	115.201	69.328	112.004	150.182	71.532	65.309	77.302	108.791	85.965	50.674	69.130	44.796	73.515	113.636
43	T	0.6099	2.6590	4.6143	5.9865	11.1772	10.8961	6.6728	6.2336	9.9561	7.2487	4.3885	4.4306	5.5902	14.1523	7.3134
	S	131.914	110.773	66.493	102.503	115.292	62.136	56.198	59.611	59.169	41.763	35.112	38.472	25.125	41.577	64.980
44	T	1.3808	4.9369	5.7061	7.6824	17.9323	12.3658	6.5798	5.2044	6.8534	5.5007	3.3245	2.6735	3.0199	7.9010	6.5202
	S	58.267	59.662	53.770	79.876	71.861	54.751	56.993	71.399	85.956	55.034	46.350	63.757	46.510	74.473	72.885
45	T	1.4045	4.2241	4.8520	9.0053	14.5059	10.1172	6.7703	6.1070	7.9010	4.8900	3.0937	2.4863	4.0802	7.6888	3.8687
	S	57.283	69.730	63.235	68.142	88.835	66.920	55.389	60.847	74.559	61.907	49.808	68.558	34.423	76.528	122.839
46	T	0.5580	2.3255	4.5995	7.4830	15.3122	10.2288	6.1487	5.0325	5.6451	3.5241	3.1437	2.7056	3.1623	10.4966	6.1844
	S	144.184	126.659	66.707	82.004	84.157	66.190	60.989	73.838	104.354	85.902	49.016	63.001	44.415	56.057	76.843
47	T	0.8924	3.3834	4.6833	8.8860	16.2487	11.8180	7.7128	7.6067	10.9871	6.1421	3.5477	3.2851	4.2183	15.3338	8.0324
	S	90.155	87.056	65.513	69.057	79.307	57.289	48.620	48.850	53.617	49.287	43.434	51.887	33.296	38.373	59.164
48	T	1.0523	3.4972	5.1188	7.3283	14.1535	10.7351	6.2867	5.2201	9.0662	4.5226	3.1574	3.1341	4.4186	12.4178	8.5057
	S	76.456	84.223	59.939	83.735	91.047	63.068	59.650	71.185	64.977	66.937	48.803	54.387	31.787	47.384	55.872
49	T	1.4505	4.6862	4.9334	7.1671	13.0859	10.6228	6.3489	7.1746	8.0533	4.6803	3.1519	2.5644	3.1195	8.4402	7.2831
	S	55.467	62.854	62.192	85.619	98.475	63.735	59.065	51.793	73.149	64.681	48.888	66.470	45.025	69.715	65.251
50	T	1.2747	4.3403	5.4618	7.7057	12.7079	10.6764	7.5357	7.5705	8.0375	5.5627	3.7269	3.1599	3.5287	10.4278	5.5595
	S	63.116	67.863	56.175	79.634	101.404	63.415	49.763	49.084	73.293	54.421	41.346	53.943	39.803	56.427	85.480
51	T	1.2523	3.7156	5.2374	7.7968	12.5341	10.7988	7.6200	6.6405	8.7853	5.7245	3.4192	3.5136	4.1874	9.1145	3.8678
	S	64.245	79.273	58.582	78.704	102.810	62.696	49.213	55.958	67.054	52.883	45.066	48.513	33.542	64.557	122.868
52	T	0.5635	2.3607	4.3368	5.1291	7.8477	9.2614	5.8117	4.7346	4.8497	2.9604	2.8589	2.2971	2.7486	7.1029	3.7301
	S	142.776	124.770	70.748	119.638	164.206	73.104	64.525	78.484	121.470	102.259	53.899	74.204	51.100	82.841	127.403
53	T	0.5480	2.2036	4.1200	5.0409	7.7429	9.0354	5.6374	4.6120	4.7923	2.8873	2.7687	2.2721	2.5903	6.7878	3.6914
	S	146.815	133.666	74.470	121.732	166.428	74.933	66.520	80.570	122.924	104.848	55.655	75.021	54.223	86.686	128.739
54	T	0.5464	2.2376	4.0541	5.0196	7.7692	8.8461	5.6260	4.5082	4.8080	2.9145	2.7483	2.2111	2.4955	6.6877	3.6639
	S	147.245	131.635	75.681	122.248	165.865	76.536	66.655	82.426	122.523	103.869	56.068	77.090	56.283	87.984	129.705
55	T	0.5465	2.1736	3.9989	5.0142	7.7526	8.6456	5.4127	4.4265	4.8228	2.8500	2.6709	2.1854	2.4560	6.6763	3.6647
	S	147.218	135.510	76.726	122.380	166.220	78.311	69.282	83.947	122.147	106.220	57.693	77.997	57.188	88.134	129.677
56	T	0.5464	2.1518	3.9513	5.0338	7.7694	8.6268	5.3802	4.4771	4.8487	2.8095	2.6310	2.2121	2.4721	6.6447	3.6590
	S	147.245	136.883	77.650	121.903	165.860	78.482	69.700	82.998	121.495	107.751	58.567	77.056	56.816	88.553	129.879
57	T	0.5493	2.1796	3.9035	5.0398	7.7706	8.4978	5.3032	4.5437	4.8647	2.7988	2.6601	2.2033	2.4633	6.7465	3.6844
	S	146.467	135.137	78.601	121.758	165.835	79.673	70.712	81.782	121.095	108.163	57.927	77.363	57.019	87.217	128.984

**Event:** Honda Indy Toronto  
**Track:** Streets of Toronto  
**Report:** Section Data Report  
**Session:** Race

**Round 10**  
**1.786 mile(s)**

**NTT INDYCAR SERIES**  
**July 16, 2023**



**Section Data for Car 21 - VeeKay, Rinus**

Lap	T/SLap	PI to PO	PO to I8	SF to PI
39	T	62.7731		
	S	102.426		
40	T	63.2385		
	S	101.672		
41	T	63.2655		
	S	101.629		
42	T	71.4157		
	S	90.031		
43	T	101.9292		
	S	63.079		
44	T	97.5817		
	S	65.889		
45	T	90.9950		
	S	70.659		
46	T	86.5500		
	S	74.288		
47	T	112.7778		
	S	57.011		
48	T	98.6144		
	S	65.199		
49	T	92.7621		
	S	69.313		
50	T	97.2760		
	S	66.096		
51	T	94.2078		
	S	68.249		
52	T	66.5932		
	S	96.550		
53	T	64.7301		
	S	99.329		
54	T	64.1362		
	S	100.249		
55	T	63.2967		
	S	101.579		
56	T	63.2139		
	S	101.712		
57	T	63.2086		
	S	101.720		

Event: Honda Indy Toronto  
Track: Streets of Toronto  
Report: Section Data Report  
Session: Race

Round 10  
1.786 mile(s)  
NTT INDYCAR SERIES  
July 16, 2023



Section Data for Car 21 - VeeKay, Rinus

Lap	T/SF to I1	I1 to I2	I2 to I3A	I3A to I3	I3 to I4	I4 to I5	I5 to I6A	I6A to I6	I6 to I7A	I7A to I7	I7 to I8	I8 to I9A	I9A to I9	I9 to I10	I10 to SF	
58	T	0.5500	2.1587	3.9855	5.0456	7.6800	8.8061	5.3624	4.5849	4.9342	2.9094	2.7993	2.3224	2.5541	6.7753	3.6433
	S	146.281	136.446	76.984	121.618	167.791	76.884	69.931	81.047	119.389	104.051	55.046	73.396	54.992	86.846	130.439
59	T	0.5404	2.1522	3.9819	5.0066	7.6303	8.9938	5.2951	4.6090	4.8902	2.8841	2.7697				
	S	148.880	136.858	77.053	122.565	168.884	75.279	70.820	80.623	120.464	104.964	55.635				
60	T	0.6127	2.5393	4.3164	5.1127	7.8056	8.6318	5.2469	4.4271	4.8027	2.8482	2.6599	2.2002	2.4357	6.6258	3.6693
	S	131.311	115.995	71.082	120.022	165.091	78.436	71.471	83.936	122.658	106.287	57.931	77.472	57.665	88.806	129.514
61	T	0.5476	2.1414	3.8252	5.0123	7.8180	8.5129	5.1469	4.3408	4.7717	2.7298	2.6190	2.1897	2.3824	6.5633	3.6194
	S	146.922	137.548	80.210	122.426	164.829	79.532	72.859	85.604	123.455	110.897	58.836	77.844	58.955	89.651	131.300
62	T	0.5424	2.1017	3.9148	5.1463	7.8757	8.4651	5.1718	4.3331	4.7687	2.7248	2.5947	2.1349	2.3871	6.5961	3.6875
	S	148.331	140.146	78.374	119.238	163.622	79.981	72.509	85.756	123.533	111.101	59.387	79.842	58.839	89.206	128.875
63	T	0.5494	2.1268	3.9128	5.0084	7.8208	8.4913	5.1634	4.3580	4.8242	2.7561	2.6499	2.1822	2.3803	6.5811	3.6679
	S	146.441	138.492	78.414	122.521	164.770	79.734	72.627	85.266	122.112	109.839	58.150	78.111	59.007	89.409	129.564
64	T	0.5479	2.1071	3.8962	5.0323	7.8200	8.4673	5.1420	4.3653	4.7970	2.7572	2.6435	2.1626	2.4306	6.5310	3.6525
	S	146.842	139.787	78.748	121.940	164.787	79.960	72.929	85.124	122.804	109.795	58.290	78.819	57.786	90.095	130.110
65	T	0.5455	2.1313	3.9067	4.9988	7.7968	8.4836	5.1615	4.3840	4.7860	2.6909	2.6517	2.2166	2.4250	6.6240	3.6512
	S	147.488	138.200	78.536	122.757	165.278	79.806	72.653	84.761	123.086	112.500	58.110	76.899	57.919	88.830	130.156
66	T	0.5454	2.1266	3.8770	4.9931	7.7751	8.4680	5.2128	4.3999	4.8345	2.7523	2.6234	2.1379	2.4665	6.5637	3.6386
	S	147.515	138.505	79.138	122.897	165.739	79.953	71.938	84.454	121.851	109.991	58.737	79.730	56.945	89.646	130.607
67	T	0.5433	2.1212	3.8968	5.0026	7.7547	8.4821	5.1791	4.3953	4.7880	2.7199	2.6054	2.1566	2.4189	6.5367	3.6382
	S	148.085	138.858	78.736	122.663	166.175	79.820	72.406	84.543	123.035	111.301	59.143	79.039	58.065	90.016	130.622
68	T	0.5431	2.0969	3.8786	5.0204	7.7520	8.4754	5.1647	4.3681	4.8199	2.7492	2.6109	2.1811	2.4605	6.6271	3.6507
	S	148.139	140.467	79.105	122.229	166.233	79.884	72.608	85.069	122.221	110.115	59.018	78.151	57.084	88.788	130.174
69	T	0.5431	2.1442	4.0372	5.0456	7.7432	8.4845	5.1789	4.4157	4.8113	2.6872	2.6081	2.1883	2.4276	6.5654	3.6573
	S	148.139	137.368	75.998	121.618	166.422	79.798	72.409	84.152	122.439	112.655	59.082	77.894	57.857	89.623	129.939
70	T	0.5462	2.1331	3.8915	5.0082	7.7711	8.5843	5.1934	4.4196	4.8036	2.7138	2.6508	2.1825	2.4344	6.6579	3.6718
	S	147.299	138.083	78.843	122.526	165.824	78.870	72.207	84.078	122.635	111.551	58.130	78.101	57.696	88.378	129.426
71	T	0.5469	2.1358	3.9361	5.0324	7.7724	8.5499	5.1450	4.4172	4.8643	2.7191	2.6461	2.1691	2.4460	6.6344	3.6492
	S	147.110	137.909	77.950	121.937	165.796	79.188	72.886	84.124	121.105	111.334	58.233	78.583	57.422	88.691	130.228
72	T	0.5450	2.1367	3.8926	5.0344	7.7830	8.6180	5.2021	4.4165	4.8142	2.8021	2.6768	2.2028	2.4605	6.6032	3.6470
	S	147.623	137.851	78.821	121.889	165.571	78.562	72.086	84.137	122.365	108.036	57.565	77.381	57.084	89.110	130.306
73	T	0.5446	2.1517	3.8590	5.0094	7.7704	8.5740	5.1772	4.4519	4.8242	2.7661	2.6959	2.1977	2.4877	6.6376	3.6753
	S	147.731	136.890	79.507	122.497	165.839	78.965	72.433	83.468	122.112	109.442	57.158	77.560	56.460	88.648	129.303
74	T	0.5472	2.1476	3.9497	5.0555	7.7823	8.6413	5.2622	4.4578	4.8301	2.8030	2.6994	2.1888	2.4696	6.6165	3.6692
	S	147.030	137.151	77.681	121.380	165.586	78.350	71.263	83.357	121.962	108.001	57.083	77.876	56.873	88.931	129.518
75	T	0.5494	2.1283	3.9388	5.0168	7.7854	8.6906	5.3286	4.5453	4.9077	2.8043	2.7232	2.1962	2.4203	6.6146	3.6711
	S	146.441	138.395	77.896	122.316	165.520	77.905	70.375	81.753	120.034	107.951	56.584	77.613	58.032	88.956	129.451
76	T	0.5454	2.1534	3.9334	5.0414	7.7603	8.7471	5.2256	4.5165	4.8913	2.7691	2.7019	2.2274	2.4989	6.6331	3.6631
	S	147.515	136.782	78.003	121.719	166.055	77.402	71.762	82.274	120.436	109.323	57.031	76.526	56.207	88.708	129.734

**Event:** Honda Indy Toronto  
**Track:** Streets of Toronto  
**Report:** Section Data Report  
**Session:** Race

**Round 10**  
**1.786 mile(s)**

**NTT INDYCAR SERIES**  
**July 16, 2023**



**Section Data for Car 21 - VeeKay, Rinus**

Lap	T/Slap	PI to PO	PO to I8	SF to PI
58	T	64.1112		
	S	100.288		
59	T	95.4361	37.9117	54.6469 51.8808
	S	67.371	18.290	101.174 101.377
60	T	63.9343		
	S	100.566		
61	T	62.2204		
	S	103.336		
62	T	62.4447		
	S	102.965		
63	T	62.4726		
	S	102.919		
64	T	62.3525		
	S	103.117		
65	T	62.4536		
	S	102.950		
66	T	62.4148		
	S	103.014		
67	T	62.2388		
	S	103.305		
68	T	62.3986		
	S	103.041		
69	T	62.5376		
	S	102.812		
70	T	62.6622		
	S	102.607		
71	T	62.6639		
	S	102.605		
72	T	62.8349		
	S	102.325		
73	T	62.8227		
	S	102.345		
74	T	63.1202		
	S	101.863		
75	T	63.3206		
	S	101.540		
76	T	63.3079		
	S	101.561		

Event: Honda Indy Toronto  
Track: Streets of Toronto  
Report: Section Data Report  
Session: Race

Round 10  
1.786 mile(s)  
NTT INDYCAR SERIES  
July 16, 2023



Section Data for Car 21 - VeeKay, Rinus

Lap	T/SF to I1	I1 to I2	I2 to I3A	I3A to I3	I3 to I4	I4 to I5	I5 to I6A	I6A to I6	I6 to I7A	I7A to I7	I7 to I8	I8 to I9A	I9A to I9	I9 to I10	I10 to SF	
77	T	0.5427	2.1451	3.9377	5.0264	7.7698	8.7070	5.1674	4.5309	4.9080	2.8302	2.6960	2.2070	2.5070	6.6648	3.6746
	S	148.249	137.311	77.918	122.083	165.852	77.759	72.570	82.013	120.027	106.963	57.155	77.234	56.025	88.286	129.328
78	T	0.5442	2.1396	3.9648	5.0461	7.7663	8.7336	5.2695	4.5631	4.9078	2.8099	2.6797	2.2138	2.4658	6.6825	3.6496
	S	147.840	137.664	77.386	121.606	165.927	77.522	71.164	81.434	120.032	107.736	57.503	76.996	56.961	88.052	130.214
79	T	0.5430	2.1229	3.9769	5.0466	7.7637	8.7843	5.2630	4.5743	4.8693	2.8211	2.7098	2.2537	2.4837	6.6143	3.6463
	S	148.167	138.747	77.150	121.594	165.982	77.074	71.252	81.234	120.981	107.308	56.864	75.633	56.551	88.960	130.331
80	T	0.5441	2.1404	4.0230	5.0806	7.7781	8.7359	5.2961	4.6236	4.9530	2.8065	2.6823	2.2238	2.4737	6.6649	3.6455
	S	147.867	137.612	76.266	120.780	165.675	77.502	70.807	80.368	118.936	107.866	57.447	76.650	56.779	88.285	130.360
81	T	0.5430	2.1345	3.9719	5.0823	7.7575	8.8883	5.3474	4.6269	4.9343	2.8519	2.7278	2.2708	2.5012	6.7180	3.6721
	S	148.167	137.993	77.247	120.740	166.115	76.173	70.128	80.311	119.387	106.149	56.489	75.064	56.155	87.587	129.416
82	T	0.5441	2.2886	4.4523	5.2888	7.8347	9.0436	5.3468	4.6639	4.9758	2.8723	2.7327	2.2620	2.4842	6.8283	3.7286
	S	147.867	128.701	68.912	116.026	164.478	74.865	70.135	79.674	118.391	105.395	56.388	75.356	56.539	86.172	127.455
83	T	0.5461	2.1830	4.0764	5.0920	7.7815	8.8945	5.3446	4.6907	4.9346	2.8678	2.7504	2.2436	2.4961	6.8567	3.6892
	S	147.326	134.927	75.267	120.510	165.603	76.120	70.164	79.219	119.380	105.561	56.025	75.974	56.270	85.815	128.816
84	T	0.5465	2.1776	4.0861	5.1541	7.6861	9.0659	5.3991	4.7043	4.9370	2.7969	2.7254	2.2594	2.6020	7.0045	3.6553
	S	147.218	135.262	75.088	119.058	167.658	74.680	69.456	78.990	119.322	108.237	56.539	75.442	53.979	84.004	130.010
85	T	0.5326	2.1774	4.1520	5.1432	7.6028	9.3537	5.6359	4.8874	4.9283	3.1703	2.8533	2.3315	2.6587	6.9600	3.6470
	S	151.060	135.274	73.896	119.310	169.495	72.383	66.538	76.030	119.532	95.489	54.004	73.109	52.828	84.542	130.306
86	T	0.5465	3.0020	5.1674	8.1246											
	S	147.218	98.116	59.376	75.528											

**Event:** Honda Indy Toronto  
**Track:** Streets of Toronto  
**Report:** Section Data Report  
**Session:** Race

**Round 10**  
**1.786 mile(s)**

**NTT INDYCAR SERIES**  
**July 16, 2023**



**Section Data for Car 21 - VeeKay, Rinus**

Lap	T/SLap	PI to PO	PO to I8	SF to PI
77	T	63.3146		
	S	101.550		
78	T	63.4363		
	S	101.355		
79	T	63.4729		
	S	101.297		
80	T	63.6715		
	S	100.981		
81	T	64.0279		
	S	100.419		
82	T	65.3467		
	S	98.392		
83	T	64.4472		
	S	99.765		
84	T	64.8002		
	S	99.222		
85	T	66.0341		
	S	97.368		
86	T			
	S			

Event: Honda Indy Toronto  
Track: Streets of Toronto  
Report: Section Data Report  
Session: Race

Round 10  
1.786 mile(s)  
NTT INDYCAR SERIES  
July 16, 2023



Section Data for Car 26 - Herta, Colton

Lap	T/SF to I1	I1 to I2	I2 to I3A	I3A to I3	I3 to I4	I4 to I5	I5 to I6A	I6A to I6	I6 to I7A	I7A to I7	I7 to I8	I8 to I9A	I9A to I9	I9 to I10	I10 to SF	
1	T	0.5787	2.4314	4.9693	5.4170	9.3777	16.2306	8.0913	7.1698	8.6774	5.0672	3.4051	2.9988	3.4404	9.2682	6.2501
	S	139.026	121.142	61.743	113.280	137.415	41.714	46.346	51.827	67.888	59.743	45.253	56.841	40.825	63.487	76.035
2	T	1.6541	7.6225			24.5739	11.5906	6.7368	5.8117	9.3510	6.0524	3.5715	2.9858	3.6302	13.3115	7.9474
	S	48.639	38.642			52.439	58.413	55.664	63.938	62.998	50.018	43.145	57.088	38.691	44.203	59.797
3	T	1.6972	5.9688			19.5815	12.8796	6.1038	5.1278	6.5191	5.1870	3.2935	2.7520	3.0183	10.9732	10.4674
	S	47.404	49.348			65.809	52.567	61.437	72.466	90.364	58.363	46.786	61.938	46.534	53.622	45.401
4	T	1.6148	6.4137			17.4022	10.8950	6.0171	5.9664	8.2978	6.0047	3.1923	2.4096	3.0000	8.4375	11.9878
	S	49.823	45.924			74.050	62.143	62.322	62.281	70.994	50.415	48.270	70.740	46.818	69.737	39.643
5	T	1.7242	5.3615			21.0452	10.0184	5.9049	5.6281	7.9281	4.5571	3.1289	2.4848	2.7791	8.0410	10.6494
	S	46.662	54.937			61.232	67.580	63.507	66.024	74.304	66.430	49.248	68.599	50.540	73.176	44.625
6	T	1.1119	3.9176			17.8288	10.1966	5.7492	4.6476	7.2035	4.5799	3.0565	2.5202	2.8026	8.7390	8.3643
	S	72.358	75.185			72.278	66.399	65.226	79.953	81.778	66.099	50.414	67.635	50.116	67.331	56.816
7	T	1.8190	5.8537			19.4370	10.1340	6.0158	4.9440	8.0962	4.4513	2.9811	2.4908	2.7305	8.1441	8.8226
	S	44.230	50.318			66.298	66.809	62.336	75.160	72.761	68.009	51.689	68.434	51.439	72.250	53.865
8	T	1.9691	7.2799			15.2699	10.4389	6.0426	5.6281	7.9644	4.3845	3.2129	2.4594	2.7389	7.1312	7.2827
	S	40.859	40.460			84.391	64.858	62.059	66.024	73.966	69.045	47.960	69.307	51.281	82.512	65.254
9	T	0.9533	3.0444	4.6823	8.3266	12.9685	9.6491	5.7694	5.9081	10.8017	5.3335	3.1152	3.4547	3.8626	7.3447	3.7335
	S	84.396	96.750	65.527	73.696	99.367	70.167	64.998	62.895	54.537	56.760	49.464	49.340	36.363	80.113	127.287
10	T	0.5451	2.3161	4.2154	5.0831	7.6597	9.2882	5.9591	4.8448	4.9862	3.0532	2.9342	2.3313	2.5804	6.8294	3.5775
	S	147.596	127.173	72.785	120.721	168.236	72.893	62.929	76.699	118.144	99.151	52.515	73.116	54.431	86.158	132.838
11	T	0.5341	2.2171	4.1073	4.8704	7.3979	9.0390	5.7179	4.4632	4.7445	2.8377	2.6320	2.1972	2.4309	6.5331	3.5824
	S	150.636	132.852	74.701	125.993	174.189	74.903	65.584	83.257	124.163	106.681	58.545	77.578	57.779	90.066	132.656
12	T	0.5379	2.1678	3.8607	4.7986	7.4537	8.7155	5.2648	4.4518	4.8127	2.7940	2.6687	2.2151	2.4315	6.4852	3.5987
	S	149.572	135.873	79.472	127.878	172.885	77.683	71.228	83.470	122.403	108.349	57.740	76.951	57.765	90.731	132.055
13	T	0.5395	2.1468	3.9154	4.9804	7.6572	8.5140	5.2401	4.3662	4.7226	2.8159	2.6678	2.2288	2.5257	6.6381	3.5510
	S	149.128	137.202	78.362	123.210	168.291	79.521	71.564	85.106	124.739	107.506	57.760	76.478	55.610	88.641	133.829
14	T	0.5239	2.1604	4.0057	4.8356	7.4358	8.6794	5.1647	4.2845	4.7287	2.7939	2.6698	2.1322	2.4492	6.5032	3.6161
	S	153.569	136.338	76.595	126.900	173.302	78.006	72.608	86.729	124.578	108.353	57.716	79.943	57.347	90.480	131.420
15	T	0.5425	2.1403	3.8165	4.9481	7.6721	8.3875	5.1893	4.3518	4.7827	2.8214	2.6668	2.2256	2.4833	6.5382	3.6428
	S	148.303	137.619	80.393	124.015	167.964	80.721	72.264	85.388	123.171	107.297	57.781	76.588	56.560	89.996	130.457
16	T	0.5445	2.1868	3.9441	4.9701	7.6620	8.6740	5.1962	4.3907	4.7530	2.8495	2.6685	2.2131	2.4778	6.6301	3.6311
	S	147.759	134.692	77.792	123.466	168.185	78.055	72.168	84.631	123.941	106.239	57.744	77.021	56.685	88.748	130.877
17	T	0.5425	2.1294	3.9410	4.9411	7.6438	8.7288	5.3330	4.4721	4.8512	2.8794	2.7563	2.2992	2.5683	6.6789	3.6724
	S	148.303	138.323	77.853	124.190	168.586	77.565	70.317	83.091	121.432	105.136	55.905	74.136	54.688	88.100	129.405
18	T	0.5470	2.1473	3.9304	4.9280	7.6314	8.6263	5.3163	4.5572	4.7846	2.8784	2.7580	2.2231	2.4757	6.5350	3.6301
	S	147.083	137.170	78.063	124.520	168.860	78.486	70.538	81.539	123.122	105.172	55.871	76.674	56.733	90.040	130.913
19	T	0.5470	2.1074	3.8340	4.9792	7.7569	8.3810	5.1115	4.3409	4.7645	2.7349	2.6371	2.1772	2.3806	6.4644	3.6293
	S	147.083	139.767	80.026	123.240	166.128	80.783	73.364	85.602	123.642	110.690	58.432	78.291	59.000	91.023	130.942

**Event:** Honda Indy Toronto  
**Track:** Streets of Toronto  
**Report:** Section Data Report  
**Session:** Race

**Round 10**  
**1.786 mile(s)**

**NTT INDYCAR SERIES**  
**July 16, 2023**



**Section Data for Car 26 - Herta, Colton**

Lap	T/Slap	PI to PO	PO to I8	SF to PI
1	T	93.3730		93.0531
	S	68.859		59.416
2	T	127.9028		
	S	50.269		
3	T	116.7010		
	S	55.095		
4	T	112.2098		
	S	57.300		
5	T	108.7423		
	S	59.127		
6	T	104.5622		
	S	61.491		
7	T	107.8501		
	S	59.616		
8	T	104.2534		
	S	61.673		
9	T	88.9476		
	S	72.285		
10	T	66.2037		
	S	97.118		
11	T	63.3047		
	S	101.566		
12	T	62.2567		
	S	103.276		
13	T	62.5095		
	S	102.858		
14	T	61.9831		
	S	103.732		
15	T	62.2089		
	S	103.355		
16	T	62.7915		
	S	102.396		
17	T	63.4374		
	S	101.353		
18	T	62.9688		
	S	102.108		
19	T	61.8459		
	S	103.962		

**Event:** Honda Indy Toronto  
**Track:** Streets of Toronto  
**Report:** Section Data Report  
**Session:** Race

**Round 10**  
**1.786 mile(s)**

**NTT INDYCAR SERIES**  
**July 16, 2023**



**Section Data for Car 26 - Herta, Colton**

Lap	T/SF to I1	I1 to I2	I2 to I3A	I3A to I3	I3 to I4	I4 to I5	I5 to I6A	I6A to I6	I6 to I7A	I7A to I7	I7 to I8	I8 to I9A	I9A to I9	I9 to I10	I10 to SF	
20	T	0.5455	2.1499	3.8421	4.9938	7.7529	8.5487	5.0957	4.3645	4.7781	2.7055	2.6484	2.2089	2.3619	6.4889	3.6207
	S	147.488	137.004	79.857	122.880	166.213	79.199	73.591	85.139	123.290	111.893	58.183	77.167	59.467	90.679	131.253
21	T	0.5447	2.1305	3.8230	4.9864	7.7443	8.5722	5.1445	4.3339	4.7716	2.6876	2.6544	2.2048	2.4173	6.4584	3.6487
	S	147.704	138.252	80.256	123.062	166.398	78.982	72.893	85.741	123.458	112.639	58.051	77.311	58.104	91.108	130.246
22	T	0.5465	2.1548	3.8590	5.0068	7.7714	8.5815	5.1536	4.3811	4.7682	2.7528	2.6789	2.1918	2.3984	6.4437	3.6402
	S	147.218	136.693	79.507	122.561	165.818	78.896	72.765	84.817	123.546	109.971	57.520	77.769	58.562	91.315	130.550
23	T	0.5470	2.1797	3.8596	4.9770	7.7632	8.5398	5.1607	4.3939	4.8124	2.7730	2.6784	2.1940	2.3970	6.5277	3.6202
	S	147.083	135.131	79.495	123.294	165.993	79.281	72.665	84.570	122.411	109.170	57.531	77.691	58.596	90.140	131.271
24	T	0.5432	2.1501	3.8608	4.9992	7.7539	8.6700	5.1801	4.3970	4.8068	2.7920	2.6485	2.1906	2.4560	6.4613	3.6158
	S	148.112	136.992	79.470	122.747	166.192	78.091	72.392	84.510	122.554	108.427	58.180	77.812	57.188	91.067	131.431
25	T	0.5426	2.1358	3.8825	5.0207	7.7346	8.5786	5.1259	4.4588	4.8440	2.7692	2.6432	2.2028	2.4306	6.5489	3.6397
	S	148.276	137.909	79.026	122.221	166.607	78.923	73.158	83.339	121.612	109.319	58.297	77.381	57.786	89.849	130.568
26	T	0.5452	2.1225	3.8961	5.0156	7.7448	8.6363	5.1669	4.4696	4.8245	2.7440	2.6941	2.2260	2.4604	6.5302	3.6539
	S	147.569	138.773	78.750	122.346	166.387	78.395	72.577	83.137	122.104	110.323	57.196	76.574	57.086	90.106	130.060
27	T	0.5468	2.1486	3.9171	5.0133	7.7300	8.6783	5.2036	4.4522	4.8525	2.7683	2.6504	2.2081	2.4443	6.5303	3.6320
	S	147.137	137.087	78.328	122.402	166.706	78.016	72.065	83.462	121.399	109.355	58.139	77.195	57.462	90.104	130.845
28	T	0.5456	2.1440	3.8962	5.0194	7.7296	8.7494	5.2420	4.4938	4.8494	2.8363	2.7119	2.2251	2.4166	6.5249	3.6301
	S	147.461	137.381	78.748	122.253	166.714	77.382	71.538	82.690	121.477	106.733	56.820	76.605	58.121	90.179	130.913
29	T	0.5454	2.1439	3.9553	5.0329	7.7469	9.0340	5.3326	4.5634	4.8822	2.7549	2.7584	2.2249	2.4838	6.5891	3.6893
	S	147.515	137.388	77.571	121.925	166.342	74.944	70.322	81.429	120.661	109.887	55.862	76.612	56.548	89.300	128.812
30	T	0.5523	2.1942	3.9483	5.0281	7.7497	8.8484	5.1877	4.4943	4.8590	2.7462	2.7143	2.2480	2.4455	6.5636	3.6605
	S	145.672	134.238	77.709	122.041	166.282	76.516	72.286	82.680	121.237	110.235	56.770	75.825	57.434	89.647	129.826
31	T	0.5514	2.1353	3.9262	5.0536	7.7601	8.7889	5.2215	4.5693	4.9147	2.8248	2.7466	2.2799	2.4866	6.6425	3.6602
	S	145.910	137.941	78.146	121.426	166.059	77.034	71.818	81.323	119.863	107.168	56.102	74.764	56.485	88.582	129.836
32	T	0.5474	2.1637	4.0095	5.0536	7.8078	9.3712	5.3881	4.6094	4.9403	2.8077	2.7182	2.2760	2.4756	6.7172	3.6793
	S	146.976	136.130	76.523	121.426	165.045	72.247	69.598	80.616	119.242	107.820	56.689	74.892	56.736	87.597	129.162
33	T	0.5472	2.1409	4.0134	5.0653	7.7372	9.0648	5.3554	4.6789	4.9066	2.8112	2.6989				
	S	147.030	137.580	76.448	121.145	166.551	74.690	70.023	79.418	120.061	107.686	57.094				
34	T	0.6119	2.3615	4.1368	5.0047	7.7303	8.8441	5.1877	4.4087	4.7525	2.8361	2.7143	2.2206	2.4920	6.6129	3.6661
	S	131.483	124.728	74.168	122.612	166.699	76.553	72.286	84.286	123.954	106.741	56.770	76.761	56.362	88.979	129.627
35	T	0.5505	2.1278	3.8538	5.0344	7.8140	8.6335	5.0694	4.3308	4.7249	2.7766	2.6570	2.1615	2.4221	6.5074	3.6211
	S	146.148	138.427	79.614	121.889	164.914	78.421	73.973	85.802	124.678	109.028	57.994	78.859	57.989	90.422	131.238
36	T	0.5432	2.1709	3.9989	4.9940	7.6055	8.8807	5.1573	4.4090	4.7970	2.8120	2.6833	2.2420	2.4675	6.5039	3.6290
	S	148.112	135.679	76.726	122.875	169.435	76.238	72.712	84.280	122.804	107.656	57.426	76.028	56.922	90.470	130.953
37	T	0.5443	2.1576	3.9738	5.0641	7.7550	8.7192	5.4422	4.5427	4.9951	3.2069	2.8640	2.3370	2.5648	6.6886	3.6544
	S	147.813	136.515	77.210	121.174	166.168	77.650	68.906	81.800	117.934	94.399	53.803	72.937	54.762	87.972	130.042
38	T	0.5457	2.1484	4.0400	5.0042	7.4322	9.3074	5.7706	4.5765	4.8502	2.8478	2.7648	2.2632	2.4729	6.5576	3.6265
	S	147.434	137.100	75.945	122.624	173.386	72.743	64.985	81.195	121.457	106.302	55.733	75.316	56.798	89.729	131.043

**Event:** Honda Indy Toronto  
**Track:** Streets of Toronto  
**Report:** Section Data Report  
**Session:** Race

**Round 10**  
**1.786 mile(s)**

**NTT INDYCAR SERIES**  
**July 16, 2023**



**Section Data for Car 26 - Herta, Colton**

Lap	T/Slap	PI to PO	PO to I8	SF to PI
20	T	62.1055		
	S	103.527		
21	T	62.1223		
	S	103.499		
22	T	62.3287		
	S	103.156		
23	T	62.4236		
	S	103.000		
24	T	62.5253		
	S	102.832		
25	T	62.5579		
	S	102.778		
26	T	62.7301		
	S	102.496		
27	T	62.7758		
	S	102.422		
28	T	63.0143		
	S	102.034		
29	T	63.7370		
	S	100.877		
30	T	63.2401		
	S	101.670		
31	T	63.5616		
	S	101.155		
32	T	64.5650		
	S	99.583		
33	T	84.1227	26.7198	54.1087
	S	76.431	25.951	102.181
34	T	63.5802		
	S	101.126		
35	T	62.2848		
	S	103.229		
36	T	62.8942		
	S	102.229		
37	T	64.5097		
	S	99.669		
38	T	64.2080		
	S	100.137		

**Event:** Honda Indy Toronto  
**Track:** Streets of Toronto  
**Report:** Section Data Report  
**Session:** Race

**Round 10**  
**1.786 mile(s)**

**NTT INDYCAR SERIES**  
**July 16, 2023**



**Section Data for Car 26 - Herta, Colton**

Lap	T/SF to I1	I1 to I2	I2 to I3A	I3A to I3	I3 to I4	I4 to I5	I5 to I6A	I6A to I6	I6 to I7A	I7A to I7	I7 to I8	I8 to I9A	I9A to I9	I9 to I10	I10 to SF	
39	T	0.5444	2.1825	3.9487	5.0356	7.7444	8.6496	5.1654	4.4906	4.7943	2.8627	2.7351	2.2364	2.4476	6.5423	3.5944
	S	147.786	134.958	77.701	121.860	166.396	78.275	72.598	82.749	122.873	105.749	56.338	76.218	57.385	89.939	132.213
40	T	0.5387	2.1797	3.9696	5.0381	7.7239	8.8531	5.2276	4.4351	4.8078	2.8404	2.6991	2.1799	2.4170	6.5633	3.5636
	S	149.349	135.131	77.292	121.799	166.838	76.476	71.735	83.784	122.528	106.579	57.090	78.194	58.111	89.651	133.356
41	T	0.5316	2.1429	3.9455	4.8856	7.5950	8.8432	5.1873	4.4148	4.7911	2.8931	2.6972	2.1706	2.4395	6.5880	3.5353
	S	151.344	137.452	77.764	125.601	169.669	76.561	72.292	84.169	122.955	104.638	57.130	78.529	57.575	89.315	134.423
42	T	0.5279	2.1755	4.2270	5.6272	10.6489	10.4644	6.2955	5.2428	6.0795	3.6529	3.0642	2.5979	2.9663	9.8767	5.2754
	S	152.405	135.392	72.585	109.048	121.011	64.700	59.566	70.876	96.898	82.873	50.287	65.612	47.350	59.575	90.084
43	T	0.8254	3.3625	4.6449	6.1420	11.7367	11.1138	7.1746	7.2537	9.7154	7.0955	4.8957	4.0007	5.9245	14.0068	6.9301
	S	97.473	87.597	66.055	99.908	109.795	60.919	52.268	51.228	60.635	42.665	31.475	42.606	23.707	42.009	68.574
44	T	1.0818	4.6330	5.8402	7.7553	17.7836	11.4614	6.1627	4.8578	8.5506	5.7322	3.0078				
	S	74.371	63.576	52.536	79.125	72.462	59.072	60.850	76.494	68.895	52.812	51.230				
45	T	0.6276	2.8848	4.7335	6.2138	15.9232	10.7878	5.6388	4.6924	5.3079	4.1065	2.9215	2.3607	2.9395	8.8318	4.0772
	S	128.194	102.103	64.818	98.754	80.928	62.760	66.504	79.190	110.984	73.719	52.744	72.205	47.782	66.624	116.557
46	T	0.6237	2.9144	4.7264	7.0272	17.0188	11.4680	6.5595	5.2727	6.0172	3.8154	3.1745	2.6657	3.0509	9.0739	4.7680
	S	128.996	101.066	64.916	87.323	75.718	59.038	57.169	70.475	97.901	79.344	48.540	63.944	46.037	64.846	99.670
47	T	1.0110	4.1959	4.7061	7.0729	19.6352	10.9953	6.3309	5.4644	11.9190	6.8546	3.4750	2.9738	3.4878	15.6962	7.6440
	S	79.579	70.198	65.196	86.759	65.629	61.576	59.233	68.002	49.425	44.164	44.343	57.319	40.270	37.487	62.170
48	T	1.4008	5.4652	5.1888	7.0331	15.0083	10.8672	6.1366	5.0606	6.9794	4.7914	3.2653	2.8339	3.5644	13.4244	6.2353
	S	57.435	53.895	59.131	87.250	85.862	62.302	61.109	73.428	84.404	63.181	47.190	60.148	39.405	43.831	76.216
49	T	1.6413	5.9244	5.3021	7.1235	14.4013	10.8735	6.0582	5.0747	6.9644	5.4861	3.1631	2.5791	3.0051	7.9049	6.6714
	S	49.019	49.717	57.867	86.143	89.481	62.266	61.900	73.224	84.586	55.181	48.715	66.091	46.739	74.436	71.234
50	T	1.4615	4.9572	5.1052	7.5044	15.3351	11.1584	6.1562	5.4297	9.0047	4.9739	3.8510	3.8322	3.2467	9.8120	5.7713
	S	55.049	59.418	60.099	81.770	84.032	60.676	60.914	68.437	65.420	60.863	40.013	44.480	43.261	59.968	82.343
51	T	1.0772	4.7161	4.9857	7.6339	13.3090	10.5014	6.6143	6.8293	7.9798	5.7779	3.3811	3.0452	3.9299	9.0955	3.8579
	S	74.689	62.455	61.540	80.383	96.824	64.472	56.695	54.411	73.823	52.394	45.574	55.975	35.740	64.692	123.183
52	T	0.5595	2.3345	4.8567	5.6927	7.9859	9.7132	5.7295	4.5913	4.9293	2.9291	2.9277	2.3692	2.7078	7.0476	3.6976
	S	143.797	126.171	63.174	107.794	161.364	69.704	65.451	80.934	119.508	103.352	52.632	71.946	51.870	83.491	128.523
53	T	0.5520	2.2585	4.3432	5.0994	7.8258	9.3297	6.0067	4.6573	4.9052	2.9799	2.9417	2.3978	2.5964	6.7961	3.7025
	S	145.751	130.416	70.643	120.335	164.665	72.569	62.430	79.787	120.095	101.590	52.382	71.088	54.096	86.580	128.353
54	T	0.5497	2.2074	4.1491	5.0022	7.7872	9.0440	5.5011	4.4680	4.7954	2.8490	2.7909	2.2419	2.4698	6.6791	3.6807
	S	146.361	133.435	73.948	122.673	165.481	74.861	68.168	83.167	122.845	106.257	55.212	76.031	56.869	88.097	129.113
55	T	0.5490	2.1849	4.0121	5.0284	7.6991	8.9193	5.3704	4.4517	4.8014	2.8739	2.7321	2.2701	2.4793	6.4892	3.6218
	S	146.547	134.810	76.473	122.034	167.375	75.908	69.827	83.472	122.691	105.337	56.400	75.087	56.651	90.675	131.213
56	T	0.5449	2.2449	3.9080	4.9802	7.7874	8.4851	5.3905	4.4623	4.8023	2.8685	2.7151	2.2403	2.4637	6.5274	3.6219
	S	147.650	131.206	78.510	123.215	165.477	79.792	69.567	83.273	122.668	105.535	56.753	76.086	57.010	90.144	131.209
57	T	0.5451	2.2032	3.8832	5.0098	7.8001	8.5742	5.2538	4.4071	4.7713	2.8342	2.6980	2.2258	2.4117	6.4987	3.6261
	S	147.596	133.690	79.012	122.487	165.208	78.963	71.377	84.316	123.465	106.812	57.113	76.581	58.239	90.543	131.057

**Event:** Honda Indy Toronto  
**Track:** Streets of Toronto  
**Report:** Section Data Report  
**Session:** Race

**Round 10**  
**1.786 mile(s)**

**NTT INDYCAR SERIES**  
**July 16, 2023**



**Section Data for Car 26 - Herta, Colton**

Lap	T/Slap	PI to PO	PO to I8	SF to PI
39	T	62.9740		
	S	102.099		
40	T	63.0369		
	S	101.997		
41	T	62.6607		
	S	102.610		
42	T	78.7221		
	S	81.675		
43	T	104.8223		
	S	61.338		
44	T	114.6469	28.7058	69.7366
	S	56.082	24.156	79.282
45	T	82.0470		
	S	78.365		
46	T	88.1763		
	S	72.918		
47	T	111.4621		
	S	57.684		
48	T	97.2547		
	S	66.111		
49	T	92.1731		
	S	69.756		
50	T	97.5995		
	S	65.877		
51	T	92.7342		
	S	69.334		
52	T	68.0716		
	S	94.453		
53	T	66.3922		
	S	96.843		
54	T	64.2155		
	S	100.125		
55	T	63.4827		
	S	101.281		
56	T	63.0425		
	S	101.988		
57	T	62.7423		
	S	102.476		

Event: **Honda Indy Toronto**  
Track: **Streets of Toronto**  
Report: **Section Data Report**  
Session: **Race**

**Round 10**  
**1.786 mile(s)**  
**NTT INDYCAR SERIES**  
**July 16, 2023**



**Section Data for Car 26 - Herta, Colton**

Lap	T/SF to I1	I1 to I2	I2 to I3A	I3A to I3	I3 to I4	I4 to I5	I5 to I6A	I6A to I6	I6 to I7A	I7A to I7	I7 to I8	I8 to I9A	I9A to I9	I9 to I10	I10 to SF	
58	T	0.5467	2.2055	3.9548	5.0206	7.8119	8.6426	5.2860	4.4639	4.8155	2.8277	2.6804	2.1882	2.4803	6.5247	3.6345
	S	147.164	133.550	77.581	122.224	164.958	78.338	70.942	83.244	122.332	107.058	57.488	77.897	56.628	90.182	130.755
59	T	0.5466	2.1789	3.9333	5.0191	7.8633	8.6923	5.4195	4.5790	4.8531	2.9488	2.7324	2.2330	2.4886	6.6330	3.6610
	S	147.191	135.181	78.005	122.260	163.880	77.890	69.195	81.151	121.384	102.661	56.394	76.334	56.439	88.709	129.808
60	T	0.5497	2.2232	3.8765	4.9903	7.8239	8.7124	5.2528	4.4935	4.8290	2.9050	2.7004	2.2080	2.4046	6.5353	3.6144
	S	146.361	132.487	79.148	122.966	164.705	77.711	71.390	82.695	121.990	104.209	57.062	77.199	58.411	90.036	131.482
61	T	0.5452	2.1755	3.8584	5.0027	7.8121	8.7124	5.2522	4.4373	4.8230	2.8845	2.7154	2.2417	2.4491	6.4789	3.6381
	S	147.569	135.392	79.520	122.661	164.954	77.711	71.399	83.743	122.142	104.950	56.747	76.038	57.349	90.819	130.625
62	T	0.5464	2.2091	3.8474	5.0034	7.7633	8.6769	5.4940	4.5791	4.8877	2.8994	2.7229	2.2564	2.4848	6.5652	3.6566
	S	147.245	133.333	79.747	122.644	165.991	78.028	68.256	81.149	120.525	104.410	56.591	75.543	56.525	89.625	129.964
63	T	0.5470	2.2019	3.9659	5.0074	7.7940	8.9461	5.4058	4.4734	4.8004	2.8224	2.7051	2.2316	2.4552	6.5134	3.6421
	S	147.083	133.769	77.364	122.546	165.337	75.681	69.370	83.067	122.717	107.259	56.963	76.382	57.207	90.338	130.482
64	T	0.5460	2.1561	3.8853	5.0001	7.8162	8.6288	5.2448	4.4720	4.7877	2.7885	2.6597	2.2316	2.4742	6.5450	3.6332
	S	147.353	136.610	78.969	122.725	164.867	78.463	71.499	83.093	123.043	108.563	57.935	76.382	56.768	89.902	130.801
65	T	0.5457	2.1912	3.9025	4.9812	7.8169	8.7485	5.3033	4.4948	4.8318	2.8345	2.6654	2.2411	2.4615	6.5563	3.6245
	S	147.434	134.422	78.621	123.190	164.853	77.390	70.711	82.671	121.920	106.801	57.812	76.058	57.061	89.747	131.115
66	T	0.5456	2.1894	3.8402	4.9706	7.7512	8.6826	5.2404	4.4916	4.8599	2.8709	2.6892	2.2040	2.4112	6.5781	3.6449
	S	147.461	134.532	79.896	123.453	166.250	77.977	71.559	82.730	121.215	105.447	57.300	77.339	58.251	89.450	130.381
67	T	0.5467	2.1915	3.8581	4.9923	7.7856	8.7453	5.2895	4.4592	4.8114	2.8376	2.6962	2.2200	2.4259	6.5316	3.6365
	S	147.164	134.404	79.526	122.917	165.515	77.418	70.895	83.331	122.436	106.684	57.151	76.781	57.898	90.087	130.683
68	T	0.5452	2.2268	3.8935	5.0176	7.7913	8.7046	5.2459	4.4244	4.8101	2.8714	2.6768	2.2050	2.4362	6.5183	3.6190
	S	147.569	132.273	78.803	122.297	165.394	77.780	71.484	83.987	122.470	105.428	57.565	77.304	57.653	90.270	131.315
69	T	0.5434	2.1986	3.9003	4.9856	7.7631	8.6794	5.2114	4.4690	4.8141	2.9003	2.6769	2.2238	2.4533	6.5333	3.6607
	S	148.058	133.970	78.665	123.082	165.995	78.006	71.958	83.149	122.368	104.378	57.563	76.650	57.251	90.063	129.819
70	T	0.5488	2.1553	3.9294	5.0109	7.7854	8.7065	5.2078	4.4448	4.8689	2.8619	2.6940	2.2277	2.4878	6.6652	3.6566
	S	146.601	136.661	78.083	122.460	165.520	77.763	72.007	83.601	120.991	105.778	57.198	76.516	56.457	88.281	129.964
71	T	0.5468	2.2132	3.8973	4.9883	7.8257	8.7278	5.1833	4.4909	4.8209	2.9096	2.7242	2.2304	2.4818	6.5527	3.6253
	S	147.137	133.086	78.726	123.015	164.667	77.573	72.348	82.743	122.195	104.044	56.564	76.423	56.594	89.796	131.086
72	T	0.5445	2.1957	3.8609	4.9922	7.8122	8.7795	5.2519	4.4864	4.8035	2.8710	2.6697	2.2400	2.4947	6.5978	3.6371
	S	147.759	134.146	79.468	122.919	164.952	77.117	71.403	82.826	122.638	105.443	57.718	76.096	56.301	89.183	130.661
73	T	0.5438	2.2067	3.9154	4.9882	7.6295	8.9069	5.3172	4.5045	4.8327	2.8751	2.7393	2.2242	2.4837	6.4963	3.6468
	S	147.949	133.478	78.362	123.018	168.902	76.014	70.526	82.493	121.897	105.293	56.252	76.636	56.551	90.576	130.314
74	T	0.5462	2.2024	3.8186	4.9995	7.8139	8.8527	5.3552	4.5273	4.8353	2.9399	2.7431	2.2562	2.4808	6.6283	3.6379
	S	147.299	133.738	80.348	122.740	164.916	76.479	70.025	82.078	121.831	102.972	56.174	75.549	56.617	88.772	130.632
75	T	0.5451	2.1727	3.8475	4.9682	7.8204	8.7319	5.2757	4.4699	4.8204	2.9034	2.7640	2.2760	2.4640	6.5180	3.6279
	S	147.596	135.567	79.745	123.513	164.779	77.537	71.081	83.132	122.208	104.266	55.749	74.892	57.003	90.274	130.992
76	T	0.5434	2.1837	3.8648	4.9973	7.7774	8.6345	5.2503	4.5054	4.8650	2.9485	2.7179	2.1971	2.4310	6.5747	3.6393
	S	148.058	134.884	79.388	122.794	165.690	78.412	71.424	82.477	121.088	102.672	56.695	77.582	57.776	89.496	130.582

**Event:** Honda Indy Toronto  
**Track:** Streets of Toronto  
**Report:** Section Data Report  
**Session:** Race

**Round 10**  
**1.786 mile(s)**

**NTT INDYCAR SERIES**  
**July 16, 2023**



**Section Data for Car 26 - Herta, Colton**

Lap	T/Slap	PI to PO	PO to I8	SF to PI
58	T	63.0833		
	S	101.922		
59	T	63.7819		
	S	100.806		
60	T	63.1190		
	S	101.865		
61	T	63.0265		
	S	102.014		
62	T	63.5926		
	S	101.106		
63	T	63.5117		
	S	101.235		
64	T	62.8692		
	S	102.269		
65	T	63.1992		
	S	101.735		
66	T	62.9698		
	S	102.106		
67	T	63.0274		
	S	102.013		
68	T	62.9861		
	S	102.080		
69	T	63.0132		
	S	102.036		
70	T	63.2510		
	S	101.652		
71	T	63.2182		
	S	101.705		
72	T	63.2371		
	S	101.674		
73	T	63.3103		
	S	101.557		
74	T	63.6373		
	S	101.035		
75	T	63.2051		
	S	101.726		
76	T	63.1303		
	S	101.846		

**Event:** Honda Indy Toronto  
**Track:** Streets of Toronto  
**Report:** Section Data Report  
**Session:** Race

**Round 10**  
**1.786 mile(s)**

**NTT INDYCAR SERIES**  
**July 16, 2023**



**Section Data for Car 26 - Herta, Colton**

Lap	T/SF to I1	I1 to I2	I2 to I3A	I3A to I3	I3 to I4	I4 to I5	I5 to I6A	I6A to I6	I6 to I7A	I7A to I7	I7 to I8	I8 to I9A	I9A to I9	I9 to I10	I10 to SF	
77	T	0.5437	2.2300	3.8767	4.9914	7.8239	8.8049	5.2911	4.5170	4.8879	2.9610	2.7359	2.2336	2.4819	6.5214	3.6204
	S	147.976	132.083	79.144	122.939	164.705	76.894	70.874	82.265	120.520	102.238	56.322	76.314	56.592	90.227	131.264
78	T	0.5418	2.1669	3.8731	4.9613	7.9700	8.7591	5.2171	4.4727	4.8548	2.9248	2.6982	2.2193	2.4273	6.6837	3.6343
	S	148.495	135.929	79.218	123.685	161.686	77.296	71.879	83.080	121.342	103.504	57.109	76.806	57.865	88.036	130.762
79	T	0.5457	2.2277	3.8961	5.0264	7.8173	8.8599	5.3045	4.5301	4.8110	2.9018	2.7362	2.2237	2.4800	6.5440	3.5962
	S	147.434	132.220	78.750	122.083	164.844	76.417	70.695	82.027	122.447	104.324	56.316	76.654	56.635	89.916	132.147
80	T	0.5395	2.1646	3.9616	4.8795	7.4101	9.4605	5.7787	4.8535	4.8709	2.8608	2.8222	2.2774	2.5106	6.6962	3.6460
	S	149.128	136.074	77.448	125.758	173.903	71.566	64.893	76.561	120.941	105.819	54.600	74.846	55.945	87.872	130.342
81	T	0.5450	2.1585	4.0228	4.9008	7.5695	9.1512	5.4381	4.7196	4.8572	2.9534	2.8219	2.2735	2.5054	6.5688	3.6126
	S	147.623	136.458	76.270	125.211	170.241	73.984	68.958	78.734	121.282	102.501	54.605	74.975	56.061	89.576	131.547
82	T	0.5408	2.2417	3.9607	5.0079	7.8927	8.8963	5.3462	4.5522	4.9054	2.9225	2.7380	2.2581	2.4721	6.6422	3.6287
	S	148.769	131.394	77.466	122.534	163.269	76.104	70.143	81.629	120.090	103.585	56.279	75.486	56.816	88.586	130.964
83	T	0.5422	2.2383	3.9772	5.0002	7.8323	8.8240	5.3440	4.5462	4.7899	2.9118	2.7781	2.2764	2.5413	6.5801	3.6633
	S	148.385	131.593	77.144	122.722	164.528	76.728	70.172	81.737	122.986	103.966	55.466	74.879	55.269	89.423	129.727
84	T	0.5518	2.3091	4.0068	5.0386	8.2284	8.9718	5.3538	4.5563	5.0189	3.3275	2.9793	2.3559	2.6016	6.7729	3.9162
	S	145.804	127.559	76.574	121.787	156.608	75.464	70.044	81.555	117.375	90.977	51.721	72.352	53.988	86.877	121.349
85	T	0.5776	2.2982	4.0504	5.1039	8.0563	9.0375	5.4638	4.5937	4.9074	3.0656	2.8127	2.2626	2.5158	6.7264	3.9100
	S	139.291	128.164	75.750	120.229	159.954	74.915	68.634	80.891	120.041	98.750	54.784	75.336	55.829	87.478	121.542
86	T	0.6521	3.6579	6.5241	24.8857											
	S	123.378	80.523	47.028	24.658											

**Event:** Honda Indy Toronto  
**Track:** Streets of Toronto  
**Report:** Section Data Report  
**Session:** Race

**Round 10**  
**1.786 mile(s)**

**NTT INDYCAR SERIES**  
**July 16, 2023**



**Section Data for Car 26 - Herta, Colton**

Lap	T/SLap	PI to PO	PO to I8	SF to PI
77	T	63.5208		
	S	101.220		
78	T	63.4044		
	S	101.406		
79	T	63.5006		
	S	101.253		
80	T	64.7321		
	S	99.326		
81	T	64.0983		
	S	100.308		
82	T	64.0055		
	S	100.454		
83	T	63.8453		
	S	100.706		
84	T	65.9889		
	S	97.435		
85	T	65.3819		
	S	98.339		
86	T			
	S			

**Event:** Honda Indy Toronto  
**Track:** Streets of Toronto  
**Report:** Section Data Report  
**Session:** Race

**Round 10**  
**1.786 mile(s)**  
**NTT INDYCAR SERIES**  
**July 16, 2023**



**Section Data for Car 27 - Kirkwood, Kyle**

Lap	T/SF to I1	I1 to I2	I2 to I3A	I3A to I3	I3 to I4	I4 to I5	I5 to I6A	I6A to I6	I6 to I7A	I7A to I7	I7 to I8	I8 to I9A	I9A to I9	I9 to I10	I10 to SF	
1	T	0.5797	2.4929	4.8656	5.1673	8.2573	14.0332	7.9626	7.2072	7.2339	4.7856	3.3372	2.9666	3.4514	9.1886	7.8293
	S	138.787	118.154	63.059	118.754	156.060	48.246	47.095	51.558	81.435	63.258	46.174	57.458	40.695	64.037	60.699
2	T	1.6578	6.4338			20.8710	13.2356	8.1671	7.2704	8.7979	6.2978	3.4326	2.9767	4.3084	12.6680	6.7066
	S	48.531	45.781			61.743	51.153	45.916	51.110	66.958	48.069	44.890	57.263	32.600	46.448	70.860
3	T	1.5026	5.0891			18.6408	10.7867	6.0589	5.0681	8.4744	5.4150	3.6269	3.8240	3.5822	12.1107	7.3166
	S	53.544	57.878			69.130	62.767	61.892	73.320	69.514	55.905	42.486	44.575	39.209	48.586	64.952
4	T	1.7695	6.5369			16.8407	10.5988	5.6643	5.8011	11.4461	5.7159	2.9360	2.9625	2.9245	10.3658	9.8584
	S	45.467	45.059			76.519	63.879	66.204	64.055	51.467	52.962	52.483	57.537	48.027	56.764	48.205
5	T	1.4957	5.3775			17.4677	11.4075	6.0341	5.3544	8.2890	4.9430	3.2255	3.7527	3.6346	9.9389	8.4168
	S	53.791	54.774			73.773	59.351	62.147	69.399	71.069	61.244	47.773	45.422	38.644	59.203	56.462
6	T	0.8360	4.5146			14.6354	9.9000	6.0271	5.1630	9.3748	4.1932	3.3965	2.6694	3.0211	9.1057	8.1136
	S	96.237	65.243			88.049	68.388	62.219	71.972	62.838	72.195	45.368	63.855	46.491	64.620	58.572
7	T	1.6753	6.1246			15.6214	9.6093	5.6742	4.9164	10.8882	3.6190	2.9200	2.4545	3.0692	10.1770	9.2952
	S	48.024	48.092			82.492	70.457	66.089	75.582	54.104	83.649	52.771	69.446	45.763	57.818	51.126
8	T	2.2759	5.2533			14.6252	9.7768	5.5183	4.7869	10.3740	3.3667	2.8861	2.2838	2.6841	11.1378	8.5758
	S	35.351	56.069			88.111	69.250	67.956	77.627	56.785	89.918	53.391	74.636	52.328	52.830	55.415
9	T	0.7940	2.6652	5.1400	8.8231	10.4779	10.9713	6.9383	7.6917	10.9833	5.5844	3.0337	4.1701	3.9690	7.3221	3.7497
	S	101.328	110.515	59.692	69.549	122.986	61.711	54.048	48.311	53.635	54.209	50.793	40.875	35.388	80.361	126.737
10	T	0.5496	2.3664	4.2449	4.9942	7.5739	9.3275	5.5478	4.4818	4.7490	2.8837	2.7350	2.2991	2.5961	6.6748	3.5978
	S	146.387	124.470	72.279	122.870	170.142	72.586	67.594	82.911	124.045	104.979	56.340	74.140	54.102	88.154	132.088
11	T	0.5322	2.2271	4.0001	4.8633	7.7754	8.7231	5.3667	4.3750	4.6872	2.8782	2.6994	2.2977	2.5434	6.6497	3.6484
	S	151.174	132.255	76.703	126.177	165.732	77.615	69.875	84.935	125.681	105.179	57.083	74.185	55.223	88.487	130.256
12	T	0.5425	2.1425	3.8948	4.9501	7.7169	8.5205	5.1664	4.3720	4.7332	2.7664	2.6816	2.2879	2.5958	6.6560	3.6474
	S	148.303	137.477	78.776	123.964	166.989	79.461	72.584	84.993	124.459	109.430	57.462	74.503	54.108	88.403	130.292
13	T	0.5425	2.1973	3.9451	4.9538	7.7421	8.5354	5.2943	4.3378	4.6757	2.7889	2.6213	2.2188	2.5386	6.5339	3.6306
	S	148.303	134.049	77.772	123.872	166.445	79.322	70.831	85.663	125.990	108.547	58.784	76.823	55.328	90.055	130.895
14	T	0.5422	2.1469	3.8827	4.9440	7.7421	8.5857	5.2012	4.2922	4.7336	2.7493	2.6360	2.2267	2.5013	6.6268	3.6589
	S	148.385	137.196	79.022	124.117	166.445	78.857	72.099	86.574	124.449	110.111	58.456	76.550	56.153	88.792	129.883
15	T	0.5475	2.1140	3.8444	4.9781	7.7168	8.5471	5.1901	4.4124	4.7635	2.7578	2.6144	2.2546	2.5279	6.6593	3.6793
	S	146.949	139.331	79.809	123.267	166.991	79.213	72.253	84.215	123.668	109.771	58.939	75.603	55.562	88.359	129.162
16	T	0.5482	2.1565	3.9585	5.0218	7.6606	8.6661	5.1318	4.3885	4.7854	2.7319	2.6077	2.2506	2.5041	6.6721	3.6841
	S	146.761	136.585	77.509	122.195	168.216	78.126	73.074	84.674	123.102	110.812	59.091	75.737	56.090	88.189	128.994
17	T	0.5491	2.1646	3.9362	5.0157	7.6253	8.5696	5.1896	4.4527	4.7457	2.8358	2.6519	2.2713	2.5010	6.7027	3.5765
	S	146.521	136.074	77.948	122.343	168.995	79.005	72.260	83.453	124.132	106.752	58.106	75.047	56.159	87.787	132.875
18	T	0.5298	2.0804	3.9457	4.9453	7.5961	8.6001	5.1782	4.4708	4.7771	2.7828	2.5759				
	S	151.858	141.581	77.760	124.085	169.644	78.725	72.419	83.115	123.316	108.785	59.820				
19	T	0.6032	2.3983	4.2211	4.9634	7.5665	8.8732	5.3307	4.4260	4.7557	2.8128	2.8093	2.2899	2.4527	6.5769	3.6633
	S	133.380	122.814	72.687	123.632	170.308	76.302	70.347	83.956	123.870	107.625	54.850	74.438	57.265	89.466	129.727

**Event:** Honda Indy Toronto  
**Track:** Streets of Toronto  
**Report:** Section Data Report  
**Session:** Race

**Round 10**  
**1.786 mile(s)**

**NTT INDYCAR SERIES**  
**July 16, 2023**



**Section Data for Car 27 - Kirkwood, Kyle**

Lap	T/Slap	PI to PO	PO to I8	SF to PI
1	T	89.3584	87.1071	
	S	71.953	63.472	
2	T	125.8726		
	S	51.080		
3	T	115.7885		
	S	55.529		
4	T	112.4831		
	S	57.161		
5	T	108.0563		
	S	59.502		
6	T	105.8894		
	S	60.720		
7	T	107.7032		
	S	59.697		
8	T	105.2925		
	S	61.064		
9	T	92.3138		
	S	69.649		
10	T	64.6216		
	S	99.496		
11	T	63.2669		
	S	101.627		
12	T	62.6740		
	S	102.588		
13	T	62.5561		
	S	102.781		
14	T	62.4696		
	S	102.924		
15	T	62.6072		
	S	102.697		
16	T	62.7679		
	S	102.435		
17	T	62.7877		
	S	102.402		
18	T	83.7974	27.6403	54.2951
	S	76.728	25.087	101.830
19	T	63.7430		
	S	100.868		

Event: Honda Indy Toronto  
 Track: Streets of Toronto  
 Report: Section Data Report  
 Session: Race

Round 10  
 1.786 mile(s)  
 NTT INDYCAR SERIES  
 July 16, 2023



Section Data for Car 27 - Kirkwood, Kyle

Lap	T/SF to I1	I1 to I2	I2 to I3A	I3A to I3	I3 to I4	I4 to I5	I5 to I6A	I6A to I6	I6 to I7A	I7A to I7	I7 to I8	I8 to I9A	I9A to I9	I9 to I10	I10 to SF	
20	T	0.5475	2.1067	3.8480	4.9115	7.7544	8.3849	4.9890	4.2640	4.7390	2.7136	2.5648	2.1677	2.3940	6.5348	3.5884
	S	146.949	139.814	79.734	124.939	166.181	80.746	75.165	87.146	124.307	111.559	60.079	78.634	58.669	90.042	132.434
21	T	0.5379	2.0740	3.8247	4.9527	7.7766	8.2487	5.0767	4.2754	4.6680	2.7202	2.5520	2.1688	2.3873	6.5237	3.6204
	S	149.572	142.018	80.220	123.899	165.707	82.079	73.867	86.914	126.198	111.289	60.380	78.594	58.834	90.196	131.264
22	T	0.5430	2.0957	3.8261	4.9773	7.7372	8.3433	5.0413	4.2803	4.7159	2.7008	2.5959	2.2166	2.4723	6.4860	3.6263
	S	148.167	140.548	80.191	123.287	166.551	81.148	74.386	86.814	124.916	112.088	59.359	76.899	56.811	90.720	131.050
23	T	0.5435	2.1173	3.8936	4.9844	7.7586	8.5854	5.0530	4.3412	4.7558	2.7249	2.5636	2.2319	2.4370	6.5561	3.6505
	S	148.030	139.114	78.801	123.111	166.091	78.860	74.213	85.596	123.868	111.097	60.107	76.372	57.634	89.750	130.181
24	T	0.5434	2.1435	3.8597	4.9924	7.7643	8.5478	5.1131	4.3235	4.7750	2.7140	2.6148	2.2186	2.4700	6.5503	3.5556
	S	148.058	137.413	79.493	122.914	165.969	79.207	73.341	85.947	123.370	111.543	58.930	76.830	56.864	89.829	133.656
25	T	0.5259	2.0853	3.8578	4.8888	7.4143	8.5272	5.1166	4.3633	4.7904	2.7309	2.5698	2.2141	2.4486	6.5658	3.6354
	S	152.984	141.248	79.532	125.519	173.804	79.398	73.291	85.163	122.973	110.853	59.962	76.986	57.361	89.617	130.722
26	T	0.5435	2.1090	3.8101	4.9772	7.7305	8.4469	5.1787	4.4019	4.7701	2.7416	2.6033	2.1776	2.4375	6.5373	3.6265
	S	148.030	139.661	80.528	123.289	166.695	80.153	72.412	84.416	123.497	110.420	59.191	78.276	57.622	90.008	131.043
27	T	0.5408	2.1913	3.8693	4.9825	7.7677	8.6044	5.2024	4.3972	4.7714	2.8148	2.6295	2.2265	2.4672	6.5970	3.6384
	S	148.769	134.416	79.296	123.158	165.897	78.686	72.082	84.506	123.463	107.548	58.601	76.557	56.929	89.193	130.614
28	T	0.5414	2.1910	3.8964	4.9800	7.7282	8.6310	5.1916	4.4729	4.7710	2.8802	2.6695	2.2762	2.4817	6.5405	3.6322
	S	148.605	134.434	78.744	123.220	166.745	78.443	72.232	83.076	123.473	105.106	57.723	74.886	56.596	89.964	130.837
29	T	0.5409	2.1908	3.8967	4.9863	7.7704	8.7858	5.2109	4.5157	4.7913	2.8979	2.6936	2.2805	2.5273	6.6090	3.5850
	S	148.742	134.447	78.738	123.064	165.839	77.061	71.965	82.289	122.950	104.464	57.206	74.744	55.575	89.031	132.560
30	T	0.5276	2.1287	3.9012	4.8958	7.3744	9.3428	5.4551	4.5196	4.7857	2.8023	2.6696	2.3297	2.5311	6.6616	3.6137
	S	152.492	138.369	78.647	125.339	174.745	72.467	68.743	82.218	123.094	108.028	57.721	73.166	55.492	88.328	131.507
31	T	0.5394	2.1391	4.0042	5.1300	7.5056	8.7054	5.2200	4.4426	4.7938	2.7531	2.7008	2.2614	2.5263	6.6265	3.6464
	S	149.156	137.696	76.624	119.617	171.690	77.773	71.839	83.643	122.886	109.959	57.054	75.376	55.597	88.796	130.328
32	T	0.5439	2.1282	3.8809	4.9839	7.7322	8.7576	5.2184	4.5195	4.8250	2.9725	2.7827	2.2682	2.6039	6.7210	3.5814
	S	147.922	138.401	79.059	123.124	166.658	77.309	71.861	82.219	122.091	101.843	55.375	75.150	53.940	87.548	132.693
33	T	0.5285	2.1329	4.0151	4.9153	7.5338	8.6532	5.1797	4.5124	4.8314	2.8626	2.6864	2.2565	2.5564	6.5409	3.6351
	S	152.232	138.096	76.416	124.842	171.047	78.242	72.398	82.349	121.930	105.753	57.360	75.539	54.942	89.958	130.733
34	T	0.5406	2.1123	3.9494	4.9721	7.6235	8.7161	5.2002	4.4550	4.8241	2.7245	2.6215	2.2646	2.5514	6.6483	3.6502
	S	148.825	139.443	77.687	123.416	169.035	77.678	72.113	83.410	122.114	111.113	58.780	75.269	55.050	88.505	130.192
35	T	0.5450	2.1556	3.9147	5.0154	7.7179	8.7389	5.3484	4.6147	4.9122	2.8859	2.8176	2.2882	2.4989	6.5715	3.6561
	S	147.623	136.642	78.376	122.350	166.967	77.475	70.114	80.523	119.924	104.899	54.689	74.493	56.207	89.540	129.982
36	T	0.5475	2.1288	3.9601	5.0765	7.7999	8.6747	5.2312	4.4658	4.7862	2.7576	2.6340	2.2567	2.5239	6.5975	3.6355
	S	146.949	138.362	77.477	120.878	165.212	78.048	71.685	83.208	123.081	109.779	58.501	75.533	55.650	89.187	130.719
37	T	0.5422	2.1418	3.9450	5.0353	7.7960	8.7518	5.3252	4.5369	4.8390	3.0862	2.8123	2.3314	2.5674	6.5454	3.6215
	S	148.385	137.522	77.774	121.867	165.295	77.361	70.420	81.904	121.738	98.091	54.792	73.113	54.707	89.897	131.224
38	T	0.5443	2.1269	3.8600	5.0273	7.7767	8.5898	5.2526	4.4471	4.8114	2.7921	2.6237	2.2439	2.4439	6.5468	3.6168
	S	147.813	138.486	79.487	122.061	165.705	78.820	71.393	83.558	122.436	108.423	58.730	75.964	57.471	89.877	131.394

**Event:** Honda Indy Toronto  
**Track:** Streets of Toronto  
**Report:** Section Data Report  
**Session:** Race

**Round 10**  
**1.786 mile(s)**

**NTT INDYCAR SERIES**  
**July 16, 2023**



**Section Data for Car 27 - Kirkwood, Kyle**

Lap	T/Slap	PI to PO	PO to I8	SF to PI
20	T	61.5083		
	S	104.532		
21	T	61.4071		
	S	104.705		
22	T	61.6580		
	S	104.278		
23	T	62.1968		
	S	103.375		
24	T	62.1860		
	S	103.393		
25	T	61.7342		
	S	104.150		
26	T	62.0917		
	S	103.550		
27	T	62.7004		
	S	102.545		
28	T	62.8838		
	S	102.246		
29	T	63.2821		
	S	101.602		
30	T	63.5389		
	S	101.192		
31	T	62.9946		
	S	102.066		
32	T	63.5193		
	S	101.223		
33	T	62.8402		
	S	102.317		
34	T	62.8538		
	S	102.295		
35	T	63.6810		
	S	100.966		
36	T	63.0759		
	S	101.934		
37	T	63.8774		
	S	100.655		
38	T	62.7033		
	S	102.540		

**Event:** Honda Indy Toronto  
**Track:** Streets of Toronto  
**Report:** Section Data Report  
**Session:** Race

**Round 10**  
**1.786 mile(s)**

**NTT INDYCAR SERIES**  
**July 16, 2023**



**Section Data for Car 27 - Kirkwood, Kyle**

Lap	T/SF to I1	I1 to I2	I2 to I3A	I3A to I3	I3 to I4	I4 to I5	I5 to I6A	I6A to I6	I6 to I7A	I7A to I7	I7 to I8	I8 to I9A	I9A to I9	I9 to I10	I10 to SF	
39	T	0.5427	2.1447	3.9146	5.0151	7.8260	8.8378	5.2341	4.5118	4.8575	2.7265	2.6879	2.3052	2.5053	6.6133	3.6365
	S	148.249	137.336	78.378	122.358	164.661	76.608	71.646	82.360	121.275	111.031	57.328	73.943	56.063	88.974	130.683
40	T	0.5442	2.1617	3.9379	5.0293	7.7924	8.6823	5.2598	4.4747	4.8296	2.6994	2.6632	2.3013	2.4750	6.5446	3.6235
	S	147.840	136.256	77.914	122.012	165.371	77.980	71.295	83.043	121.975	112.146	57.859	74.069	56.749	89.908	131.151
41	T	0.5424	2.1713	3.9468	5.0321	7.8037	8.7946	5.1718	4.4579	4.8604	2.7469	2.6656	2.2666	2.4407	6.5572	3.6122
	S	148.331	135.654	77.738	121.944	165.131	76.984	72.509	83.356	121.202	110.207	57.807	75.203	57.547	89.735	131.562
42	T	0.5415	2.1259	3.9136	5.0543	9.1364	11.0327	6.3054	5.4911	6.7672	4.0238	3.0592	3.1005	3.4199	9.2547	4.8210
	S	148.577	138.551	78.398	121.409	141.044	61.367	59.473	67.671	87.051	75.234	50.370	54.976	41.070	63.579	98.574
43	T	0.7443	3.0390	4.6020	6.4734	13.8261	12.1860	7.9640	7.2927	9.5890	6.9349	4.2612	3.7913	6.3827	13.1556	7.0513
	S	108.094	96.922	66.671	94.794	93.203	55.559	47.087	50.954	61.434	43.653	36.161	44.959	22.006	44.727	67.396
44	T	1.0475	4.2091	5.0278	8.5226	14.7815	11.0733	7.5830	7.2293	10.0981	5.8398	3.1955				
	S	76.806	69.978	61.024	72.001	87.179	61.142	49.453	51.401	58.337	51.839	48.221				
45	T	0.6436	3.2162	5.0095	8.2743	16.9678	9.9245	5.7713	4.7549	6.3992	4.4515	2.9825	2.4900	3.4370	9.2329	4.2991
	S	125.007	91.582	61.247	74.162	75.946	68.220	64.977	78.149	92.057	68.006	51.665	68.456	40.865	63.730	110.541
46	T	0.5858	2.7000	4.7266	6.9535	16.0127	11.5129	6.3329	5.1228	6.3919	3.5874	3.0037	2.6940	2.9817	9.4141	5.6739
	S	137.341	109.091	64.913	88.249	80.476	58.808	59.215	72.537	92.162	84.386	51.300	63.272	47.106	62.503	83.757
47	T	1.2507	4.2815	4.7120	6.9867	19.4519	10.8885	6.3291	6.0064	11.8330	6.8439	3.3929	3.1163	3.4483	15.8063	7.4739
	S	64.328	68.795	65.114	87.829	66.247	62.180	59.250	61.866	49.784	44.233	45.416	54.698	40.732	37.226	63.585
48	T	1.4599	5.0716	5.0646	7.1698	14.6341	10.6954	6.1895	5.1858	7.6048	4.7510	3.2018	3.1758	3.5504	12.7695	6.4701
	S	55.110	58.077	60.581	85.586	88.057	63.302	60.586	71.655	77.463	63.719	48.126	53.673	39.560	46.079	73.450
49	T	1.8887	5.7651	4.9339	6.7406	14.4069	10.4552	5.8745	6.2670	7.5401	5.3691	3.1428	2.6071	2.9197	7.7198	6.8060
	S	42.598	51.091	62.186	91.036	89.446	64.757	63.835	59.293	78.128	56.383	49.030	65.381	48.106	76.221	69.825
50	T	1.5238	4.5319	5.0878	7.9308	14.4002	10.2666	6.1623	6.9559	8.8602	5.3383	3.9385	3.7782	3.0950	9.6953	5.6257
	S	52.799	64.994	60.305	77.374	89.487	65.946	60.854	53.421	66.487	56.709	39.124	45.115	45.381	60.690	84.474
51	T	1.2291	4.6332	4.8287	7.6456	13.4665	10.6850	6.7492	6.9158	7.6602	6.1243	3.2752	3.1486	4.0007	9.0885	3.8389
	S	65.458	63.573	63.541	80.260	95.692	63.364	55.562	53.731	76.903	49.431	47.048	54.137	35.107	64.742	123.793
52	T	0.5613	2.3986	4.8561	6.2155	8.2617	10.5909	6.3264	5.6551	5.5924	3.3051	3.6743				
	S	143.336	122.799	63.182	98.727	155.977	63.927	59.275	65.709	105.338	91.594	41.937				
53	T	0.6177	2.6275	4.6884	5.4128	7.9269	9.3430	5.5732	4.6428	4.8506	2.9373	2.8196				
	S	130.249	112.101	65.442	113.368	162.565	72.466	67.286	80.036	121.447	103.063	54.650				
54	T	0.6116	2.4187	4.3573	5.1887	7.8478	8.9176	5.5030	4.5178	4.7826	2.8418	2.6769	2.2781	2.4844	6.7279	3.7010
	S	131.548	121.778	70.415	118.264	164.204	75.922	68.145	82.250	123.174	106.527	57.563	74.823	56.535	87.458	128.405
55	T	0.5519	2.1663	4.0222	5.0779	7.8641	8.6520	5.3581	4.3571	4.7445	2.8667	2.6827	2.2053	2.4558	6.6108	3.6671
	S	145.777	135.967	76.281	120.845	163.863	78.253	69.987	85.284	124.163	105.601	57.439	77.293	57.193	89.007	129.592
56	T	0.5472	2.1343	3.8842	4.9955	7.8264	8.6135	5.2476	4.3360	4.7100	2.7297	2.5614	2.1994	2.4293	6.5372	3.6274
	S	147.030	138.006	78.991	122.838	164.653	78.603	71.461	85.699	125.072	110.901	60.159	77.500	57.817	90.009	131.010
57	T	0.5452	2.1165	3.8375	4.9940	7.8300	8.5904	5.1213	4.3338	4.7045	2.7290	2.5799	2.1867	2.4207	6.5901	3.6664
	S	147.569	139.166	79.953	122.875	164.577	78.814	73.224	85.743	125.219	110.930	59.727	77.951	58.022	89.287	129.617

Event: Honda Indy Toronto  
 Track: Streets of Toronto  
 Report: Section Data Report  
 Session: Race

Round 10  
 1.786 mile(s)  
 NTT INDYCAR SERIES  
 July 16, 2023



Section Data for Car 27 - Kirkwood, Kyle

Lap	T/Slap	PI to PO	PO to I8	SF to PI
39	T	63.3590		
	S	101.479		
40	T	63.0189		
	S	102.027		
41	T	63.0702		
	S	101.944		
42	T	78.0472		
	S	82.381		
43	T	107.2935		
	S	59.925		
44	T	114.9404	27.0243	74.3150
	S	55.939	25.659	74.398
45	T	87.8543		
	S	73.185		
46	T	87.6939		
	S	73.319		
47	T	111.8214		
	S	57.499		
48	T	96.9941		
	S	66.289		
49	T	92.4365		
	S	69.557		
50	T	97.1905		
	S	66.155		
51	T	93.2895		
	S	68.921		
52	T	101.5012	34.9334	57.0407
	S	63.345	19.849	96.928
53	T	80.4815	20.4859	55.1686
	S	79.889	33.848	100.218
54	T	64.8552		
	S	99.138		
55	T	63.2825		
	S	101.602		
56	T	62.3791		
	S	103.073		
57	T	62.2460		
	S	103.293		

Event: **Honda Indy Toronto**  
Track: **Streets of Toronto**  
Report: **Section Data Report**  
Session: **Race**

**Round 10**  
**1.786 mile(s)**  
**NTT INDYCAR SERIES**  
**July 16, 2023**



**Section Data for Car 27 - Kirkwood, Kyle**

Lap	T/SF to I1	I1 to I2	I2 to I3A	I3A to I3	I3 to I4	I4 to I5	I5 to I6A	I6A to I6	I6 to I7A	I7A to I7	I7 to I8	I8 to I9A	I9A to I9	I9 to I10	I10 to SF	
58	T	0.5477	2.1241	3.8397	4.9841	7.8294	8.6129	5.1733	4.3623	4.7367	2.7717	2.5915	2.2283	2.4396	6.5831	3.6773
	S	146.895	138.668	79.907	123.119	164.589	78.608	72.488	85.182	124.367	109.221	59.460	76.495	57.573	89.382	129.233
59	T	0.5500	2.1593	3.9202	5.0081	7.8322	8.6414	5.1641	4.3722	4.7340	2.7511	2.6486	2.2289	2.4338	6.6073	3.6495
	S	146.281	136.408	78.266	122.529	164.531	78.349	72.617	84.989	124.438	110.039	58.178	76.475	57.710	89.054	130.217
60	T	0.5489	2.1192	3.9178	5.0162	7.7970	8.6493	5.1581	4.3772	4.7209	2.7238	2.6133	2.2036	2.4096	6.5515	3.6425
	S	146.574	138.989	78.314	122.331	165.273	78.277	72.701	84.892	124.784	111.142	58.964	77.353	58.290	89.813	130.467
61	T	0.5465	2.1011	3.8620	5.0006	7.8295	8.5654	5.1270	4.3959	4.7879	2.7061	2.5915	2.2337	2.4388	6.5353	3.6387
	S	147.218	140.186	79.445	122.713	164.587	79.044	73.142	84.531	123.037	111.868	59.460	76.310	57.592	90.036	130.604
62	T	0.5459	2.1454	3.8798	4.9910	7.8023	8.5291	5.1255	4.3807	4.7205	2.7081	2.5795	2.1720	2.4085	6.5089	3.6449
	S	147.380	137.292	79.081	122.949	165.161	79.381	73.164	84.825	124.794	111.786	59.737	78.478	58.316	90.401	130.381
63	T	0.5485	2.1161	3.8587	4.9866	7.7928	8.6650	5.2105	4.4241	4.7580	2.6855	2.6129	2.2066	2.4586	6.5728	3.6457
	S	146.681	139.193	79.513	123.057	165.362	78.136	71.970	83.992	123.811	112.727	58.973	77.248	57.128	89.522	130.353
64	T	0.5468	2.1305	3.8599	4.9978	7.7999	8.5972	5.1395	4.4157	4.7180	2.6804	2.6070	2.2162	2.4084	6.5783	3.6359
	S	147.137	138.252	79.489	122.781	165.212	78.752	72.964	84.152	124.860	112.941	59.107	76.913	58.319	89.447	130.704
65	T	0.5446	2.1168	3.9113	5.0041	7.8115	8.6284	5.1423	4.3993	4.7436	2.6702	2.6323	2.2179	2.4603	6.5768	3.6557
	S	147.731	139.147	78.444	122.627	164.967	78.467	72.925	84.466	124.186	113.373	58.539	76.854	57.088	89.467	129.996
66	T	0.5473	2.1054	3.8852	4.9940	7.8083	8.5520	5.1918	4.3674	4.7324	2.6525	2.6316	2.2185	2.4512	6.5678	3.6446
	S	147.003	139.900	78.971	122.875	165.034	79.168	72.229	85.083	124.480	114.129	58.554	76.833	57.300	89.590	130.392
67	T	0.5464	2.1536	3.8555	4.9486	7.7777	8.4391	5.1005	4.3835	4.7061	2.7405	2.6086	2.1839	2.4814	6.5591	3.6354
	S	147.245	136.769	79.579	124.002	165.683	80.227	73.522	84.770	125.176	110.464	59.070	78.051	56.603	89.709	130.722
68	T	0.5459	2.1637	3.8707	4.9942	7.7793	8.4487	5.1223	4.3904	4.7258	2.7641	2.6266	2.1733	2.4437	6.6246	3.6431
	S	147.380	136.130	79.267	122.870	165.649	80.136	73.209	84.637	124.654	109.521	58.666	78.431	57.476	88.822	130.446
69	T	0.5450	2.1158	3.8514	4.9614	7.7689	8.5382	5.1422	4.4425	4.7258	2.7275	2.5874	2.1923	2.4643	6.5147	3.6200
	S	147.623	139.212	79.664	123.682	165.871	79.296	72.926	83.645	124.654	110.991	59.554	77.751	56.996	90.320	131.278
70	T	0.5436	2.1555	3.8535	4.9587	7.7678	8.4993	5.0992	4.4480	4.7315	2.7211	2.5695	2.1917	2.5077	6.5610	3.6217
	S	148.003	136.648	79.621	123.749	165.895	79.659	73.541	83.541	124.504	111.252	59.969	77.773	56.009	89.683	131.217
71	T	0.5420	2.1355	3.8709	4.9715	7.7748	8.4272	5.1155	4.4158	4.7589	2.7780	2.6003	2.2036	2.4376	6.6577	3.6549
	S	148.440	137.928	79.263	123.431	165.745	80.340	73.307	84.150	123.787	108.973	59.259	77.353	57.620	88.380	130.025
72	T	0.5449	2.1052	3.8722	4.9621	7.7398	8.5506	5.1869	4.4214	4.7699	2.7735	2.5995	2.2187	2.4901	6.6964	3.6417
	S	147.650	139.913	79.236	123.665	166.495	79.181	72.298	84.044	123.502	109.150	59.277	76.826	56.405	87.869	130.496
73	T	0.5429	2.0902	3.8736	5.0007	7.7606	8.6873	5.2978	4.4016	4.7291	2.7891	2.6303	2.2560	2.4428	6.4978	3.6118
	S	148.194	140.917	79.208	122.710	166.049	77.935	70.784	84.422	124.567	108.539	58.583	75.556	57.497	90.555	131.576
74	T	0.5418	2.1295	3.8546	4.9788	7.7669	8.6029	5.1469	4.4292	4.7562	2.7525	2.6409	2.2135	2.4660	6.5933	3.6364
	S	148.495	138.317	79.598	123.250	165.914	78.700	72.859	83.896	123.857	109.983	58.348	77.007	56.956	89.243	130.686
75	T	0.5431				7.7542	8.6280	5.1124	4.4309	4.7731	2.7521	2.6153	2.2095	2.4563	6.6530	3.6675
	S	148.139				166.186	78.471	73.351	83.864	123.419	109.999	58.919	77.146	57.181	88.443	129.578
76	T	0.5463	2.1338	3.9385	5.0076	7.7607	8.5661	5.1886	4.4351	4.7720	2.6899	2.6204	2.2492	2.4828	6.6543	3.5682
	S	147.272	138.038	77.902	122.541	166.046	79.038	72.274	83.784	123.447	112.542	58.804	75.785	56.571	88.425	133.184

**Event:** Honda Indy Toronto  
**Track:** Streets of Toronto  
**Report:** Section Data Report  
**Session:** Race

**Round 10**  
**1.786 mile(s)**

**NTT INDYCAR SERIES**  
**July 16, 2023**



**Section Data for Car 27 - Kirkwood, Kyle**

Lap	T/Slap	PI to PO	PO to I8	SF to PI
58	T	62.5017		
	S	102.871		
59	T	62.7007		
	S	102.544		
60	T	62.4489		
	S	102.958		
61	T	62.3600		
	S	103.105		
62	T	62.1421		
	S	103.466		
63	T	62.5424		
	S	102.804		
64	T	62.3315		
	S	103.152		
65	T	62.5151		
	S	102.849		
66	T	62.3500		
	S	103.121		
67	T	62.1199		
	S	103.503		
68	T	62.3164		
	S	103.177		
69	T	62.1974		
	S	103.374		
70	T	62.2298		
	S	103.320		
71	T	62.3442		
	S	103.131		
72	T	62.5729		
	S	102.754		
73	T	62.6116		
	S	102.690		
74	T	62.5094		
	S	102.858		
75	T	62.5869		
	S	102.731		
76	T	62.6135		
	S	102.687		

Event: Honda Indy Toronto  
Track: Streets of Toronto  
Report: Section Data Report  
Session: Race

Round 10  
1.786 mile(s)

NTT INDYCAR SERIES  
July 16, 2023



Section Data for Car 27 - Kirkwood, Kyle

Lap	T/SF to I1	I1 to I2	I2 to I3A	I3A to I3	I3 to I4	I4 to I5	I5 to I6A	I6A to I6	I6 to I7A	I7A to I7	I7 to I8	I8 to I9A	I9A to I9	I9 to I10	I10 to SF	
77	T	0.5293	2.1293	3.9029	4.9839	7.7514	8.7469	5.3014	4.4776	4.7896	2.8710	2.6521	2.2797	2.6155	6.8249	3.5790
	S	152.002	138.330	78.613	123.124	166.246	77.404	70.736	82.989	122.994	105.443	58.101	74.771	53.701	86.215	132.782
78	T	0.5266	2.1680	4.0525	5.0045	7.5641	8.6782	5.1812	4.4466	4.7699	2.8073	2.5881	2.2307	2.4732	6.6954	3.6469
	S	152.781	135.860	75.711	122.617	170.362	78.017	72.377	83.567	123.502	107.836	59.538	76.413	56.791	87.883	130.310
79	T	0.5450	2.1202	3.9063	4.9641	7.7971	8.6160	5.2382	4.4718	4.8074	2.7898	2.6349	2.2210	2.4387	6.6207	3.6386
	S	147.623	138.923	78.544	123.615	165.271	78.580	71.589	83.096	122.538	108.512	58.481	76.747	57.594	88.874	130.607
80	T	0.5444	2.1251	3.8849	5.0089	7.7687	8.4999	5.2238	4.4870	4.7760	2.7180	2.6222	2.2790	2.4431	6.6769	3.6467
	S	147.786	138.603	78.977	122.509	165.875	79.653	71.787	82.815	123.344	111.379	58.764	74.794	57.490	88.126	130.317
81	T	0.5437	2.1303	3.9467	4.9889	7.7704	8.6840	5.2883	4.4889	4.7560	2.7539	2.6656	2.2490	2.4889	6.6932	3.6531
	S	147.976	138.265	77.740	123.000	165.839	77.965	70.911	82.780	123.863	109.927	57.807	75.791	56.432	87.911	130.089
82	T	0.5445	2.1625	3.9847	5.9363	8.0420	8.7921	5.2758	4.5009	4.8058	2.7628	2.6576	2.2689	2.5003	6.7337	3.6138
	S	147.759	136.206	76.999	103.370	160.238	77.006	71.079	82.559	122.579	109.573	57.981	75.127	56.175	87.383	131.503
83	T	0.5345	2.1141	3.9334	4.9497	7.7209	8.6532	5.1746	4.4072	4.7738	2.6720	2.6185	2.2464	2.4540	6.6647	3.5801
	S	150.523	139.324	78.003	123.974	166.902	78.242	72.469	84.315	123.401	113.296	58.847	75.879	57.235	88.287	132.741
84	T	0.5324	2.0970	3.8914	4.8925	7.6827	8.6458	5.2602	4.5853	4.8924	2.7915	2.7061	2.2665	2.4312	6.8564	3.7607
	S	151.117	140.460	78.845	125.424	167.732	78.309	71.290	81.040	120.409	108.446	56.942	75.206	57.772	85.819	126.367
85	T	0.5502	2.2706	4.0746	5.0369	7.7562	8.8971	5.4777	4.5611	4.7514	2.8680	2.7175	2.2924	2.5319	6.7531	3.5982
	S	146.228	129.721	75.300	121.828	166.143	76.097	68.459	81.470	123.983	105.553	56.703	74.356	55.474	87.132	132.074
86	T	0.5645	3.5276	6.1927	9.4926											
	S	142.524	83.497	49.545	64.644											

**Event:** Honda Indy Toronto  
**Track:** Streets of Toronto  
**Report:** Section Data Report  
**Session:** Race

**Round 10**  
**1.786 mile(s)**

**NTT INDYCAR SERIES**  
**July 16, 2023**



**Section Data for Car 27 - Kirkwood, Kyle**

Lap	T/SLap	PI to PO	PO to I8	SF to PI
77	T	63.4345		
	S	101.358		
78	T	62.8332		
	S	102.328		
79	T	62.8098		
	S	102.366		
80	T	62.7046		
	S	102.538		
81	T	63.1009		
	S	101.894		
82	T	64.5817		
	S	99.558		
83	T	62.4971		
	S	102.878		
84	T	63.2921		
	S	101.586		
85	T	64.1369		
	S	100.248		
86	T			
	S			

**Event:** Honda Indy Toronto  
**Track:** Streets of Toronto  
**Report:** Section Data Report  
**Session:** Race

**Round 10**  
**1.786 mile(s)**

**NTT INDYCAR SERIES**  
**July 16, 2023**



**Section Data for Car 28 - Grosjean, Romain**

Lap	T/SF to I1	I1 to I2	I2 to I3A	I3A to I3	I3 to I4	I4 to I5	I5 to I6A	I6A to I6	I6 to I7A	I7A to I7	I7 to I8	I8 to I9A	I9A to I9	I9 to I10	I10 to SF	
1	T	0.5720	2.5625	5.0853	5.3379	9.1497	15.7194	8.2378	7.4131	8.6264	4.5877	3.4727	3.0088	3.4297	9.1294	6.9636
	S	140.655	114.945	60.334	114.958	140.839	43.071	45.522	50.126	68.289	65.987	44.372	56.652	40.952	64.452	68.244
2	T	1.5883	7.0477			23.8071	10.8685	7.5124	6.6106	9.2766	5.6635	3.5981	3.0703	3.8433	13.2643	7.9773
	S	50.655	41.793			54.128	62.294	49.917	56.211	63.503	53.452	42.826	55.517	36.545	44.360	59.572
3	T	1.5913	5.6787			19.8859	10.8923	6.3933	5.4708	8.1873	5.1698	3.3704	2.6284	3.2307	11.0672	10.1698
	S	50.559	51.868			64.802	62.158	58.655	67.923	71.952	58.557	45.719	64.851	43.475	53.167	46.729
4	T	1.6387	6.0124			16.9152	10.3714	6.4099	6.3027	8.6138	4.7307	3.4409	2.6920	3.1143	8.8177	11.5055
	S	49.097	48.990			76.182	65.280	58.503	58.957	68.389	63.992	44.782	63.319	45.100	66.730	41.304
5	T	1.8664	5.2491			18.5029	10.7270	7.1210	6.0453	8.0338	4.0697	3.2133	2.5436	3.0091	8.3642	10.4416
	S	43.107	56.114			69.645	63.116	52.661	61.468	73.327	74.386	47.954	67.013	46.677	70.349	45.513
6	T	1.0079	3.9842			16.3716	10.5417	6.3806	5.6217	7.0983	4.1960	3.3303	2.4961	2.9872	8.4116	8.4677
	S	79.824	73.928			78.712	64.225	58.772	66.099	82.990	72.147	46.269	68.288	47.019	69.952	56.122
7	T	1.6992	6.0114			17.8114	11.0512	6.3248	5.6321	7.6321	3.7867	3.1570	2.4874	2.9669	8.6484	8.7682
	S	47.348	48.998			72.349	61.264	59.290	65.977	77.186	79.945	48.809	68.527	47.341	68.037	54.199
8	T	1.9385	6.7412			15.1918	10.5489	6.2919	5.6859	7.7431	3.7038	3.0802	2.5544	3.0411	7.8463	7.4801
	S	41.504	43.693			84.824	64.182	59.600	65.353	76.079	81.734	50.026	66.730	46.185	74.992	63.532
9	T	0.9235	2.9399	4.6559	8.2448	13.0194	9.5276	5.8173	6.3989	10.5205	5.5085	3.1729	3.6499	3.9312	7.4215	3.7483
	S	87.119	100.189	65.899	74.427	98.978	71.061	64.463	58.071	55.995	54.956	48.565	46.701	35.728	79.284	126.785
10	T	0.5480	2.2594	4.2843	5.1458	7.7186	9.2651	5.9554	4.5385	4.7539	2.9454	2.8500	2.3395	2.6902	6.7623	3.6816
	S	146.815	130.364	71.615	119.250	166.952	73.075	62.968	81.875	123.917	102.780	54.067	72.859	52.210	87.013	129.082
11	T	0.5457	2.1978	4.0846	5.0395	7.5889	9.0969	5.2763	4.4545	4.7246	2.8030	2.6969	2.2867	2.6055	6.4971	3.6744
	S	147.434	134.018	75.116	121.765	169.805	74.426	71.073	83.419	124.686	108.001	57.136	74.542	53.907	90.565	129.335
12	T	0.5455	2.1242	4.0032	5.0031	7.6029	8.9079	5.4355	4.4362	4.6811	2.9108	2.7961	2.3075	2.5649	6.5317	3.6136
	S	147.488	138.662	76.643	122.651	169.493	76.005	68.991	83.763	125.845	104.001	55.109	73.870	54.760	90.085	131.511
13	T	0.5415	2.1181	3.8955	4.9410	7.6639	8.4508	5.2746	4.3734	4.6867	2.7109	2.6471	2.2707	2.5947	6.5790	3.6373
	S	148.577	139.061	78.762	124.193	168.144	80.116	71.095	84.966	125.694	111.670	58.211	75.067	54.131	89.437	130.654
14	T	0.5432	2.1204	3.9713	4.9790	7.6348	8.4723	5.4711	4.4361	4.7397	2.7602	2.6426	2.2354	2.6049	6.6578	3.5892
	S	148.112	138.910	77.259	123.245	168.785	79.913	68.542	83.765	124.289	109.676	58.310	76.252	53.919	88.379	132.405
15	T	0.5368	2.2022	4.0201	4.8644	7.4715	8.7888	5.2159	4.4504	4.7733	2.7396	2.6507	2.2573	2.6655	6.6950	3.5992
	S	149.878	133.751	76.321	126.148	172.474	77.035	71.896	83.496	123.414	110.501	58.132	75.513	52.694	87.888	132.037
16	T	0.5336	2.1897	4.0434	4.8988	7.4194	8.9053	5.2788	4.4009	4.7834	2.6640	2.6351	2.2875	2.6465	6.5492	3.7190
	S	150.777	134.514	75.881	125.263	173.685	76.027	71.039	84.435	123.153	113.636	58.476	74.516	53.072	89.844	127.784
17	T	0.5529	2.1416	3.9525	4.9993	7.7455	8.3706	5.2043	4.4050	4.8142	2.6337	2.6135	2.2284	2.5804	6.5057	3.6620
	S	145.514	137.535	77.626	122.744	166.372	80.884	72.056	84.357	122.365	114.944	58.960	76.492	54.431	90.445	129.773
18	T	0.5473	2.1086	3.9785	4.9955	7.7252	8.4872	5.2109	4.4527	4.7274	2.7010	2.6244	2.2798	2.5867	6.5804	3.6513
	S	147.003	139.688	77.119	122.838	166.809	79.773	71.965	83.453	124.612	112.080	58.715	74.767	54.299	89.418	130.153
19	T	0.5469	2.0798	3.9424	4.9990	7.7236	8.4620	5.1386	4.4479	4.7424	2.6372	2.6191	2.2118	2.5116	6.4096	3.6344
	S	147.110	141.622	77.825	122.752	166.844	80.010	72.977	83.543	124.218	114.791	58.834	77.066	55.922	91.801	130.758

**Event:** Honda Indy Toronto  
**Track:** Streets of Toronto  
**Report:** Section Data Report  
**Session:** Race

**Round 10**  
**1.786 mile(s)**

**NTT INDYCAR SERIES**  
**July 16, 2023**



**Section Data for Car 28 - Grosjean, Romain**

Lap	T/SLap	PI to PO	PO to I8	SF to PI
1	T	93.2960	87.9316	
	S	68.916	62.877	
2	T	127.4645		
	S	50.442		
3	T	116.5633		
	S	55.160		
4	T	112.0095		
	S	57.402		
5	T	109.0758		
	S	58.946		
6	T	104.4154		
	S	61.577		
7	T	108.1082		
	S	59.474		
8	T	104.2637		
	S	61.667		
9	T	89.4801		
	S	71.855		
10	T	65.7380		
	S	97.806		
11	T	63.5724		
	S	101.138		
12	T	63.4642		
	S	101.311		
13	T	62.3852		
	S	103.063		
14	T	62.8580		
	S	102.288		
15	T	62.9307		
	S	102.170		
16	T	62.9546		
	S	102.131		
17	T	62.4096		
	S	103.023		
18	T	62.6569		
	S	102.616		
19	T	62.1063		
	S	103.526		

Event: **Honda Indy Toronto**  
Track: **Streets of Toronto**  
Report: **Section Data Report**  
Session: **Race**

**Round 10**  
**1.786 mile(s)**

**NTT INDYCAR SERIES**  
**July 16, 2023**



**Section Data for Car 28 - Grosjean, Romain**

Lap	T/SF to I1	I1 to I2	I2 to I3A	I3A to I3	I3 to I4	I4 to I5	I5 to I6A	I6A to I6	I6 to I7A	I7A to I7	I7 to I8	I8 to I9A	I9A to I9	I9 to I10	I10 to SF	
20	T	0.5434	2.0997	3.8916	4.9709	7.7158	8.4749	5.0977	4.4122	4.7985	2.6499	2.5982	2.2123	2.4924	6.5069	3.6263
	S	148.058	140.280	78.841	123.446	167.013	79.888	73.563	84.219	122.766	114.241	59.307	77.049	56.353	90.428	131.050
21	T	0.5423	2.1241	3.9110	4.9725	7.7061	8.5189	5.1865	4.4552	4.7558	2.6745	2.6186	2.2235	2.5180	6.5378	3.6182
	S	148.358	138.668	78.450	123.406	167.223	79.476	72.303	83.406	123.868	113.190	58.845	76.660	55.780	90.001	131.344
22	T	0.5415	2.0883	3.8903	4.9573	7.7031	8.4457	5.1116	4.4557	4.7682	2.6505	2.5760	2.2046	2.4955	6.5734	3.6296
	S	148.577	141.046	78.867	123.784	167.288	80.165	73.363	83.397	123.546	114.215	59.818	77.318	56.283	89.514	130.931
23	T	0.5424	2.0683	3.8594	4.9993	7.7000	8.4869	5.1591	4.4561	4.8277	2.6336	2.6145	2.2074	2.4980	6.6151	3.6231
	S	148.331	142.409	79.499	122.744	167.355	79.775	72.687	83.389	122.023	114.948	58.937	77.220	56.227	88.949	131.166
24	T	0.5416	2.1115	3.8976	5.0063	7.7046	8.5792	5.2085	4.4766	4.8678	2.6864	2.6362	2.2221	2.5432	6.5720	3.6316
	S	148.550	139.496	78.720	122.573	167.255	78.917	71.998	83.007	121.018	112.689	58.452	76.709	55.227	89.533	130.859
25	T	0.5417	2.1013	3.9159	5.0187	7.7203	8.6096	5.1407	4.4727	4.8526	2.7270	2.6483	2.2209	2.5556	6.5654	3.6310
	S	148.522	140.173	78.352	122.270	166.915	78.638	72.947	83.080	121.397	111.011	58.185	76.750	54.960	89.623	130.881
26	T	0.5428	2.0885	3.8955	4.9948	7.7367	8.5439	5.1521	4.5381	4.8980	2.6476	2.5942	2.2208	2.5668	6.6118	3.6437
	S	148.221	141.032	78.762	122.855	166.562	79.243	72.786	81.882	120.272	114.340	59.398	76.754	54.720	88.994	130.424
27	T	0.5429	2.0835	3.9366	5.0207	7.7153	8.5158	5.1476	4.5590	4.9061	2.6493	2.6009	2.2492	2.5301	6.5309	3.6259
	S	148.194	141.371	77.940	122.221	167.023	79.505	72.849	81.507	120.073	114.267	59.245	75.785	55.513	90.096	131.065
28	T	0.5411	2.0724	3.9156	5.0214	7.6990	8.9311	5.2328	4.6764	4.9942	2.6994	2.6520	2.2611	2.5744	6.5783	3.6280
	S	148.687	142.128	78.358	122.204	167.377	75.808	71.663	79.461	117.955	112.146	58.104	75.386	54.558	89.447	130.989
29	T	0.5414	2.1216	4.0066	5.0347	7.5962	8.7918	5.1395	4.6106	4.9991	2.6959	2.6821	2.2499	2.5733	6.5737	3.6220
	S	148.605	138.832	76.578	121.881	169.642	77.009	72.964	80.595	117.839	112.292	57.452	75.761	54.581	89.510	131.206
30	T	0.5429	2.0870	4.0283	5.0357	7.7405	8.8586	5.8708	4.8364	4.9660	2.7523	2.7122	2.3137	2.6081	6.5874	3.6373
	S	148.194	141.133	76.166	121.857	166.480	76.428	63.875	76.832	118.625	109.991	56.814	73.672	53.853	89.323	130.654
31	T	0.5414	2.1197	4.0251	5.0900	7.6974	8.7366	5.2776	4.6978	4.9329	2.7033	2.7041	2.2592	2.5618	6.5448	3.6242
	S	148.605	138.956	76.226	120.557	167.412	77.495	71.055	79.099	119.421	111.984	56.984	75.449	54.827	89.905	131.126
32	T	0.5414	2.1503	4.0300	5.0907	7.6802	9.4281	5.3390	4.7039	5.0255	2.8104	2.6844				
	S	148.605	136.979	76.134	120.541	167.787	71.811	70.238	78.996	117.220	107.717	57.402				
33	T	0.6139	2.4245	4.2900	5.0357	7.6510	8.6368	5.1955	4.4255	4.7568	2.6599	2.6500	2.1850	2.5242	6.6082	3.6291
	S	131.055	121.487	71.519	121.857	168.427	78.391	72.178	83.966	123.842	113.812	58.148	78.011	55.643	89.042	130.949
34	T	0.5432	2.1166	3.8874	4.9552	7.6488	8.4666	5.0958	4.4476	4.8105	2.6359	2.5989	2.2322	2.5154	6.4440	3.6488
	S	148.112	139.160	78.926	123.837	168.476	79.967	73.590	83.549	122.459	114.848	59.291	76.362	55.838	91.311	130.242
35	T	0.5464	2.0818	3.8632	4.9977	7.7779	8.5657	5.1383	4.4420	4.7654	2.6839	2.6007	2.1898	2.4839	6.5518	3.6489
	S	147.245	141.486	79.421	122.784	165.679	79.041	72.981	83.654	123.618	112.794	59.250	77.840	56.546	89.809	130.239
36	T	0.5450	2.1029	3.8581	4.9400	7.6356	8.4967	5.2831	4.5721	4.8513	3.0003	2.8055	2.3068	2.7481	6.6902	3.6929
	S	147.623	140.066	79.526	124.218	168.767	79.683	70.981	81.274	121.429	100.899	54.925	73.892	51.110	87.951	128.687
37	T	0.5467	2.1692	4.0261	4.9664	7.4664	8.7364	5.1633	4.5239	4.8340	2.7224	2.6453	2.2538	2.6380	6.5815	3.6640
	S	147.164	135.785	76.207	123.558	172.591	77.497	72.628	82.140	121.864	111.199	58.251	75.630	53.243	89.403	129.702
38	T	0.5455	2.1120	3.9607	5.0802	7.6752	8.7461	5.6019	4.7609	4.9103	2.8263	2.6918	2.3847	2.6012	6.5931	3.6585
	S	147.488	139.463	77.466	120.790	167.896	77.411	66.942	78.051	119.970	107.111	57.245	71.478	53.996	89.246	129.897

Event: Honda Indy Toronto  
Track: Streets of Toronto  
Report: Section Data Report  
Session: Race

Round 10  
1.786 mile(s)

NTT INDYCAR SERIES  
July 16, 2023



Section Data for Car 28 - Grosjean, Romain

Lap	T/SLap	PI to PO	PO to I8	SF to PI
20	T	62.0907		
	S	103.552		
21	T	62.3630		
	S	103.100		
22	T	62.0913		
	S	103.551		
23	T	62.2909		
	S	103.219		
24	T	62.6852		
	S	102.570		
25	T	62.7217		
	S	102.510		
26	T	62.6753		
	S	102.586		
27	T	62.6138		
	S	102.687		
28	T	63.4772		
	S	101.290		
29	T	63.2384		
	S	101.672		
30	T	64.5772		
	S	99.565		
31	T	63.5159		
	S	101.228		
32	T	85.9673	27.7953	53.9105
	S	74.791	24.947	102.556
33	T	63.2861		
	S	101.596		
34	T	62.0469		
	S	103.625		
35	T	62.3374		
	S	103.142		
36	T	63.5286		
	S	101.208		
37	T	62.9374		
	S	102.159		
38	T	64.1484		
	S	100.230		

Event: Honda Indy Toronto  
 Track: Streets of Toronto  
 Report: Section Data Report  
 Session: Race

Round 10  
 1.786 mile(s)  
 NTT INDYCAR SERIES  
 July 16, 2023



Section Data for Car 28 - Grosjean, Romain

Lap	T/SF to I1	I1 to I2	I2 to I3A	I3A to I3	I3 to I4	I4 to I5	I5 to I6A	I6A to I6	I6 to I7A	I7A to I7	I7 to I8	I8 to I9A	I9A to I9	I9 to I10	I10 to SF	
39	T	0.5440	2.1409	3.9711	5.0611	7.7792	8.8240	5.1571	4.5341	4.7944	2.7255	2.6554	2.2695	2.5272	6.5827	3.6478
	S	147.894	137.580	77.263	121.246	165.652	76.728	72.715	81.955	122.871	111.072	58.029	75.107	55.577	89.387	130.278
40	T	0.5438	2.1188	3.9857	5.0617	7.7727	8.7905	5.1933	4.4806	4.8216	2.8310	2.6471	2.2605	2.5425	6.5187	3.6344
	S	147.949	139.015	76.980	121.231	165.790	77.020	72.208	82.933	122.177	106.933	58.211	75.406	55.243	90.265	130.758
41	T	0.5439	2.0944	3.9527	5.0148	7.7392	8.7092	5.2411	4.4852	4.8151	2.6647	2.6366	2.2236	2.5141	227.6822	17.6495
	S	147.922	140.635	77.622	122.365	166.508	77.739	71.550	82.848	122.342	113.607	58.443	76.657	55.867	2.584	26.926
42	T	3.2986														
	S	24.391														

**Event:** Honda Indy Toronto  
**Track:** Streets of Toronto  
**Report:** Section Data Report  
**Session:** Race

**Round 10**  
**1.786 mile(s)**

**NTT INDYCAR SERIES**  
**July 16, 2023**



**Section Data for Car 28 - Grosjean, Romain**

Lap	T/SLap	PI to PO	PO to I8	SF to PI
39	T	63.2140		
	S	101.712		
40	T	63.2029		
	S	101.730		
41	T	297.9663		
	S	21.578		
42	T			
	S			

Event: Honda Indy Toronto  
Track: Streets of Toronto  
Report: Section Data Report  
Session: Race

Round 10  
1.786 mile(s)  
NTT INDYCAR SERIES  
July 16, 2023



Section Data for Car 29 - DeFrancesco, Devlin

Lap	T/SF to I1	I1 to I2	I2 to I3A	I3A to I3	I3 to I4	I4 to I5	I5 to I6A	I6A to I6	I6 to I7A	I7A to I7	I7 to I8	I8 to I9A	I9A to I9	I9 to I10	I10 to SF	
1	T	0.5567	2.4519	5.5615	6.0581	9.7024	18.5382	8.7519	6.7292	8.7972	5.7198	3.4200	3.0646	4.5354	10.2890	6.8448
	S	144.520	120.129	55.168	101.292	132.816	36.522	42.848	55.221	66.963	52.926	45.056	55.620	30.969	57.188	69.429
2	T	1.3052	6.4217			22.5571	14.6711	6.7285	5.5306	6.8058	5.5902	3.8249	2.8173	3.4415	12.7809	7.7381
	S	61.642	45.867			57.128	46.148	55.733	67.188	86.557	54.153	40.286	60.503	40.812	46.038	61.414
3	T	1.6382	7.0655			19.9627	12.5366	7.2116	5.6249	6.5853	4.3166	3.2678	2.6359	3.0631	8.3694	10.2921
	S	49.112	41.688			64.552	54.006	52.000	66.062	89.455	70.131	47.154	64.667	45.854	70.305	46.174
4	T	1.8422	8.6796			17.5241	12.8387	6.9367	5.4880	5.5349	3.8422	3.3346	2.6427	3.0901	8.2252	10.2109
	S	43.673	33.935			73.535	52.735	54.060	67.710	106.432	78.790	46.210	64.500	45.453	71.537	46.541
5	T	2.2294	8.7921			18.5506	14.2508	6.5615	5.2708	5.6464	3.6737	3.2116	2.5509	2.9725	7.9165	7.1685
	S	36.088	33.501			69.466	47.509	57.152	70.500	104.330	82.404	47.979	66.821	47.251	74.327	66.294
6	T	1.4166	6.9435			17.9244	11.8742	6.6032	5.2970	6.9686	4.7556	3.4745	2.7032	3.2217	8.1450	7.2019
	S	56.794	42.420			71.893	57.018	56.791	70.151	84.535	63.657	44.349	63.057	43.596	72.242	65.986
7	T	1.4242	5.8832			18.9083	13.2614	6.6351	5.3905	6.6037	4.5299	3.3946	2.8056	3.2683	9.4701	7.2599
	S	56.491	50.066			68.152	51.054	56.518	68.934	89.206	66.829	45.393	60.755	42.975	62.133	65.459
8	T	1.3946	5.5703			19.7242	11.9654	6.1996	4.8990	5.6199	4.3009	3.2732	2.4283	2.9989	7.6633	3.9084
	S	57.690	52.878			65.333	56.584	60.488	75.850	104.822	70.387	47.077	70.195	46.835	76.783	121.591
9	T	0.5683	2.6578	4.7165	5.3197	15.0337	10.8714	5.8525	4.5185	6.1157	5.0903	3.0277	3.0922	3.0393	7.4760	3.8048
	S	141.571	110.823	65.052	115.352	85.717	62.278	64.075	82.238	96.324	59.471	50.894	55.124	46.213	78.706	124.902
10	T	0.5511	2.3697	4.3857	5.0709	7.7174	9.6729	5.8635	4.6239	4.8217	3.2578	2.8886	2.3027	2.7545	7.1427	3.6384
	S	145.989	124.297	69.959	121.011	166.978	69.994	63.955	80.363	122.175	92.924	53.344	74.024	50.991	82.379	130.614
11	T	0.5328	2.3003			8.3487	9.9512	5.9099	4.6970	5.0584	3.8503	2.9565				
	S	151.003	128.047			154.352	68.037	63.453	79.112	116.458	78.624	52.119				

**Event:** Honda Indy Toronto  
**Track:** Streets of Toronto  
**Report:** Section Data Report  
**Session:** Race

**Round 10**  
**1.786 mile(s)**

**NTT INDYCAR SERIES**  
**July 16, 2023**



**Section Data for Car 29 - DeFrancesco, Devlin**

Lap	T/SLap	PO to I8	SF to PI
1	T 101.0207	92.5203	
	S 63.646	59.758	
2	T 125.1396		
	S 51.379		
3	T 117.3968		
	S 54.768		
4	T 112.5260		
	S 57.139		
5	T 109.7365		
	S 58.591		
6	T 108.8388		
	S 59.075		
7	T 108.9333		
	S 59.023		
8	T 101.2257		
	S 63.517		
9	T 81.1844		
	S 79.197		
10	T 67.0615		
	S 95.876		
11	T		63.1260
	S		83.318

Event: Honda Indy Toronto  
 Track: Streets of Toronto  
 Report: Section Data Report  
 Session: Race

Round 10  
 1.786 mile(s)  
 NTT INDYCAR SERIES  
 July 16, 2023



Section Data for Car 30 - Harvey, Jack

Lap	T/SF to I1	I1 to I2	I2 to I3A	I3A to I3	I3 to I4	I4 to I5	I5 to I6A	I6A to I6	I6 to I7A	I7A to I7	I7 to I8	I8 to I9A	I9A to I9	I9 to I10	I10 to SF	
1	T	0.5676	2.6727	5.3717	5.9470	16.6080	10.3091	5.8076	4.9001	8.8537	5.2504	3.6006	3.4421	4.0261	10.7067	4.1469
	S	141.745	110.205	57.118	103.184	77.591	65.675	64.571	75.833	66.536	57.658	42.796	49.521	34.886	54.957	114.598

**Event:** Honda Indy Toronto  
**Track:** Streets of Toronto  
**Report:** Section Data Report  
**Session:** Race

**Round 10**  
**1.786 mile(s)**  
**NTT INDYCAR SERIES**  
**July 16, 2023**



**Section Data for Car 30 - Harvey, Jack**

Lap	T/SLap		PO to I8	
	1	T	93.3438	92.4458
	S	68.881	59.807	

Event: Honda Indy Toronto  
Track: Streets of Toronto  
Report: Section Data Report  
Session: Race

Round 10  
1.786 mile(s)  
NTT INDYCAR SERIES  
July 16, 2023



Section Data for Car 45 - Lundgaard, Christian

Lap	T/SF to I1	I1 to I2	I2 to I3A	I3A to I3	I3 to I4	I4 to I5	I5 to I6A	I6A to I6	I6 to I7A	I7A to I7	I7 to I8	I8 to I9A	I9A to I9	I9 to I10	I10 to SF	
1	T	0.5848	2.3016	4.1492	5.0586	8.0970	11.1493	7.1144	6.1493	7.4796	4.2295	3.3435	3.2885	3.8433	9.9170	6.4037
	S	137.576	127.974	73.946	121.306	159.150	60.725	52.710	60.428	78.760	71.575	46.087	51.834	36.545	59.333	74.211
2	T	1.1584	5.0914			17.6935	15.0889	8.4516	6.6057	8.3269	5.3207	4.0679	3.3732	3.7890	10.8702	7.3724
	S	69.453	57.852			72.831	44.870	44.370	56.253	70.746	56.896	37.880	50.532	37.069	54.130	64.460
3	T	1.3464	5.3669			13.4258	13.0646	8.4598	7.0959	8.0567	5.3115	4.4699	3.2589	3.8737	11.0257	6.7911
	S	59.755	54.882			95.982	51.823	44.327	52.367	73.118	56.995	34.473	52.304	36.258	53.367	69.978
4	T	1.1631	4.7407			11.7895	12.5527	8.2064	6.7212	9.3275	5.5040	4.2537	2.9257	4.0915	10.9088	6.7409
	S	69.173	62.131			109.304	53.936	45.696	55.286	63.156	55.001	36.225	58.261	34.328	53.939	70.499
5	T	1.0028	4.5937			11.6253	13.1003	8.4400	6.6142	9.3765	5.5146	3.8405	3.3253	3.7053	9.7328	6.7214
	S	80.230	64.119			110.848	51.682	44.431	56.181	62.826	54.896	40.123	51.260	37.906	60.456	70.704
6	T	1.2703	4.9913			12.1103	12.5962	7.9961	6.2803	8.4237	5.4546	4.2338	3.4385	3.1318	10.3760	6.0982
	S	63.335	59.012			106.408	53.750	46.898	59.168	69.933	55.499	36.395	49.572	44.848	56.709	77.929
7	T	1.1315	4.5074			12.2751	12.8804	7.8775	5.9324	8.1954	4.5046	3.7603	3.4739	3.8575	10.1105	6.1530
	S	71.104	65.347			104.980	52.564	47.604	62.638	71.881	67.204	40.978	49.067	36.411	58.198	77.235
8	T	1.0665	4.5635			12.5425	11.8545	7.3619	6.3296	7.4687	4.8473	3.5139	3.0727	3.5206	10.3994	5.7591
	S	75.438	64.544			102.742	57.113	50.938	58.707	78.875	62.453	43.852	55.474	39.895	56.581	82.518
9	T	0.8165	3.6301	5.4142	7.4045	11.4520	13.7719	8.9655	8.3354	11.0499	5.9679	4.0462	4.1316	4.4855	7.5973	3.7435
	S	98.536	81.140	56.669	82.873	112.525	49.161	41.827	44.580	53.312	50.726	38.083	41.256	31.313	77.450	126.947
10	T	0.5527	2.2952	4.2568	5.1110	7.7951	8.7486	5.4517	4.4173	4.6685	2.9197	2.7185	2.1981	2.4897	6.6495	3.6398
	S	145.566	128.331	72.077	120.062	165.314	77.389	68.786	84.122	126.184	103.684	56.682	77.546	56.414	88.489	130.564
11	T	0.5435	2.2004	3.9926	4.9782	7.7502	8.4287	5.1854	4.2449	4.6772	2.7307	2.6522	2.1523	2.3828	6.5253	3.6162
	S	148.030	133.860	76.847	123.265	166.271	80.326	72.318	87.538	125.949	110.861	58.099	79.196	58.945	90.173	131.416
12	T	0.5418	2.1388	3.8886	4.9300	7.7295	8.2307	5.1200	4.2736	4.6505	2.6544	2.6029	2.1588	2.3854	6.5544	3.6189
	S	148.495	137.715	78.902	124.470	166.717	82.259	73.242	86.950	126.673	114.047	59.200	78.958	58.881	89.773	131.318
13	T	0.5425	2.1065	3.8468	4.9205	7.7293	8.1473	5.1215	4.2630	4.6479	2.6664	2.5861	2.1411	2.3579	6.5246	3.6168
	S	148.303	139.827	79.759	124.710	166.721	83.101	73.221	87.167	126.743	113.534	59.584	79.611	59.568	90.183	131.394
14	T	0.5424	2.1049	3.7712	4.8837	7.7256	8.1796	5.0094	4.3066	4.6960	2.6487	2.5976	2.1324	2.3602	6.6145	3.6484
	S	148.331	139.933	81.358	125.650	166.801	82.772	74.859	86.284	125.445	114.293	59.320	79.936	59.510	88.957	130.256
15	T	0.5453	2.0670	3.8064	4.9153	7.7362	8.3213	5.1460	4.3550	4.7395	2.6932	2.6303	2.1559	2.4018	6.6335	3.6395
	S	147.542	142.499	80.606	124.842	166.572	81.363	72.872	85.325	124.294	112.404	58.583	79.064	58.479	88.703	130.575
16	T	0.5456	2.0928	3.8738	4.9413	7.7382	8.3524	5.0261	4.3968	4.6970	2.6777	2.6195	2.1760	2.3972	6.5906	3.6455
	S	147.461	140.742	79.203	124.185	166.529	81.060	74.611	84.514	125.419	113.055	58.825	78.334	58.591	89.280	130.360
17	T	0.5458	2.1002	3.8730	4.9812	7.7681	8.4362	5.0687	4.4489	4.7651	2.6821	2.6958	2.2399	2.4086	6.6784	3.6467
	S	147.407	140.246	79.220	123.190	165.888	80.255	73.983	83.524	123.626	112.869	57.160	76.099	58.314	88.106	130.317
18	T	0.5447	2.0725	3.9503	4.9986	7.7595	8.5398	5.1462	4.4828	4.8061	2.6808	2.6795	2.2229	2.4548	6.6954	3.6947
	S	147.704	142.121	77.670	122.762	166.072	79.281	72.869	82.893	122.572	112.924	57.507	76.681	57.216	87.883	128.624
19	T	0.5509	2.1230	3.9132	5.0328	7.7794	8.5640	5.1741	4.5291	4.8313	2.6970	2.5864				
	S	146.042	138.740	78.406	121.927	165.647	79.057	72.476	82.045	121.932	112.246	59.577				

Event: Honda Indy Toronto  
Track: Streets of Toronto  
Report: Section Data Report  
Session: Race

Round 10  
1.786 mile(s)

NTT INDYCAR SERIES  
July 16, 2023



Section Data for Car 45 - Lundgaard, Christian

Lap	T/Slap	PI to PO	PO to I8	SF to PI
1	T	83.1093		84.4131
	S	77.363		65.498
2	T	124.0904		
	S	51.814		
3	T	116.1705		
	S	55.346		
4	T	110.5593		
	S	58.155		
5	T	109.0362		
	S	58.968		
6	T	108.0283		
	S	59.518		
7	T	105.1775		
	S	61.131		
8	T	104.3477		
	S	61.617		
9	T	100.8120		
	S	63.778		
10	T	63.9122		
	S	100.601		
11	T	62.0606		
	S	103.602		
12	T	61.4783		
	S	104.583		
13	T	61.2182		
	S	105.028		
14	T	61.2212		
	S	105.022		
15	T	61.7862		
	S	104.062		
16	T	61.7705		
	S	104.089		
17	T	62.3387		
	S	103.140		
18	T	62.7286		
	S	102.499		
19	T	83.3950	27.0993	53.9336 50.8146
	S	77.098	25.588	102.512 103.505

Event: **Honda Indy Toronto**  
Track: **Streets of Toronto**  
Report: **Section Data Report**  
Session: **Race**

**Round 10**  
**1.786 mile(s)**

**NTT INDYCAR SERIES**  
**July 16, 2023**



**Section Data for Car 45 - Lundgaard, Christian**

Lap	T/SF to I1	I1 to I2	I2 to I3A	I3A to I3	I3 to I4	I4 to I5	I5 to I6A	I6A to I6	I6 to I7A	I7A to I7	I7 to I8	I8 to I9A	I9A to I9	I9 to I10	I10 to SF	
20	T	0.5977	2.3865	4.2214	5.0308	7.6943	8.6520	5.2146	4.4333	4.7114	2.7976	2.7129	2.1699	2.4335	6.6819	3.6816
	S	134.607	123.422	72.682	121.976	167.479	78.253	71.913	83.818	125.035	108.210	56.799	78.554	57.717	88.060	129.082
21	T	0.5479	2.1849	3.9126	4.9901	7.7362	8.3895	5.1739	4.3699	4.7792	2.6831	2.6434	2.1702	2.4235	6.6924	3.6102
	S	146.842	134.810	78.418	122.971	166.572	80.702	72.479	85.034	123.261	112.827	58.293	78.543	57.955	87.922	131.635
22	T	0.5327	2.1155	3.8724	4.8996	7.4862	8.6611	5.2769	4.5475	4.6700	2.7982	2.6956	2.1759	2.4465	6.7259	3.6762
	S	151.032	139.232	79.232	125.242	172.135	78.171	71.064	81.713	126.144	108.186	57.164	78.337	57.410	87.484	129.271
23	T	0.5472	2.1455	3.8901	4.8814	7.5331	8.3767	5.1839	4.3787	4.7559	2.6756	2.6288	2.1662	2.4379	6.6596	3.6723
	S	147.030	137.285	78.872	125.709	171.063	80.825	72.339	84.863	123.865	113.144	58.616	78.688	57.613	88.355	129.409
24	T	0.5452	2.0757	3.8119	4.9733	7.6943	8.3021	5.1879	4.4201	4.8155	2.7198	2.6663	2.1612	2.4711	6.7444	3.6362
	S	147.569	141.902	80.490	123.386	167.479	81.551	72.284	84.068	122.332	111.305	57.792	78.870	56.839	87.244	130.693
25	T	0.5366	2.0648	3.8259	4.9099	7.4574	8.6434	5.1447	4.3959	4.8164	2.7473	2.6413	2.1835	2.4363	6.6838	3.6557
	S	149.934	142.651	80.195	124.979	172.800	78.331	72.891	84.531	122.309	110.191	58.339	78.065	57.651	88.035	129.996
26	T	0.5461	2.1456	3.8146	4.9872	7.7517	8.3249	5.1019	4.3871	4.7808	2.7208	2.6324	2.1682	2.4168	6.6511	3.6753
	S	147.326	137.279	80.433	123.042	166.239	81.328	73.502	84.701	123.220	111.264	58.536	78.616	58.116	88.468	129.303
27	T	0.5457	2.1243	3.8463	4.9982	7.7328	8.3980	5.1722	4.4547	4.7956	2.7406	2.6986	2.1937	2.4204	6.7108	3.6251
	S	147.434	138.655	79.770	122.771	166.646	80.620	72.503	83.415	122.840	110.460	57.100	77.702	58.029	87.681	131.094
28	T	0.5366	2.1295	3.8362	4.8932	7.4379	9.0740	5.2912	4.5104	4.8543	2.7547	2.7373	2.2184	2.4647	6.7034	3.6839
	S	149.934	138.317	79.980	125.406	173.253	74.614	70.872	82.385	121.354	109.895	56.293	76.837	56.986	87.778	129.001
29	T	0.5473	2.1229	3.8200	4.9568	7.7475	8.4564	5.1885	4.5492	4.7634	2.7812	2.7276	2.2417	2.5858	6.6600	3.6274
	S	147.003	138.747	80.319	123.797	166.329	80.063	72.275	81.683	123.670	108.848	56.493	76.038	54.318	88.350	131.010
30	T	0.5384	2.0771	3.8685	5.0628	7.7472	8.4904	5.3022	4.6440	4.8266	2.7663	2.8106	2.2219	2.4342	6.6312	3.6640
	S	149.433	141.806	79.312	121.205	166.336	79.742	70.725	80.015	122.051	109.434	54.825	76.716	57.700	88.733	129.702
31	T	0.5478	2.0994	3.7758	4.9835	7.7410	8.3365	5.1922	4.4317	4.7674	2.7246	2.6473	2.1753	2.4656	6.7079	3.6769
	S	146.868	140.300	81.259	123.134	166.469	81.215	72.224	83.848	123.566	111.109	58.207	78.359	56.966	87.719	129.247
32	T	0.5476	2.1182	3.8538	4.9985	7.7485	8.4143	5.2325	4.4799	4.7638	2.8054	2.7656	2.2003	2.4455	6.6239	3.6594
	S	146.922	139.055	79.614	122.764	166.308	80.464	71.667	82.946	123.660	107.909	55.717	77.469	57.434	88.831	129.865
33	T	0.5461	2.1547	3.8864	4.9988	7.7548	8.4631	5.1832	4.4205	4.7600	2.6299	2.6826	2.1959	2.4142	6.5832	3.6618
	S	147.326	136.699	78.947	122.757	166.173	80.000	72.349	84.061	123.759	115.110	57.441	77.624	58.179	89.380	129.780
34	T	0.5457	2.1257	3.8392	4.9848	7.7467	8.4341	5.1143	4.3895	4.7929	2.7825	2.6441	2.1551	2.4436	6.6289	3.6572
	S	147.434	138.564	79.917	123.102	166.346	80.275	73.324	84.654	122.909	108.797	58.277	79.094	57.479	88.764	129.943
35	T	0.5449	2.1634	3.9299	4.9756	7.7423	8.4639	5.1066	4.4055	4.7539	2.6754	2.6643	2.1857	2.4236	6.6320	3.6432
	S	147.650	136.149	78.073	123.329	166.441	79.992	73.434	84.347	123.917	113.152	57.835	77.986	57.953	88.723	130.442
36	T	0.5445	2.1563	3.8319	4.9624	7.7392	8.4297	5.1707	4.3979	4.7944	2.7136	2.6289	2.1756	2.4173	6.6410	3.6552
	S	147.759	136.598	80.069	123.657	166.508	80.317	72.524	84.493	122.871	111.559	58.614	78.348	58.104	88.602	130.014
37	T	0.5435	2.0856	3.8490	4.9950	7.7366	8.4965	5.1567	4.4142	4.7585	2.6755	2.6731	2.2096	2.4084	6.6145	3.6420
	S	148.030	141.228	79.714	122.850	166.564	79.685	72.721	84.181	123.798	113.148	57.645	77.143	58.319	88.957	130.485
38	T	0.5440	2.1166	3.8829	4.9793	7.7637	8.5522	5.1857	4.4075	4.7893	2.7654	2.6822	2.1929	2.4279	6.6621	3.6568
	S	147.894	139.160	79.018	123.237	165.982	79.166	72.314	84.309	123.001	109.470	57.449	77.730	57.850	88.322	129.957

**Event:** Honda Indy Toronto  
**Track:** Streets of Toronto  
**Report:** Section Data Report  
**Session:** Race

**Round 10**  
**1.786 mile(s)**

**NTT INDYCAR SERIES**  
**July 16, 2023**



**Section Data for Car 45 - Lundgaard, Christian**

Lap	T/Slap	PI to PO	PO to I8	SF to PI
20	T	63.4194		
	S	101.382		
21	T	62.3070		
	S	103.192		
22	T	62.5802		
	S	102.742		
23	T	61.9329		
	S	103.816		
24	T	62.2250		
	S	103.328		
25	T	62.1429		
	S	103.465		
26	T	62.1045		
	S	103.529		
27	T	62.4570		
	S	102.944		
28	T	63.1257		
	S	101.854		
29	T	62.7757		
	S	102.422		
30	T	63.0854		
	S	101.919		
31	T	62.2729		
	S	103.249		
32	T	62.6572		
	S	102.616		
33	T	62.3352		
	S	103.146		
34	T	62.2843		
	S	103.230		
35	T	62.3102		
	S	103.187		
36	T	62.2586		
	S	103.272		
37	T	62.2587		
	S	103.272		
38	T	62.6085		
	S	102.695		

Event: **Honda Indy Toronto**  
Track: **Streets of Toronto**  
Report: **Section Data Report**  
Session: **Race**

**Round 10**  
**1.786 mile(s)**  
**NTT INDYCAR SERIES**  
**July 16, 2023**



**Section Data for Car 45 - Lundgaard, Christian**

Lap	T/SF to I1	I1 to I2	I2 to I3A	I3A to I3	I3 to I4	I4 to I5	I5 to I6A	I6A to I6	I6 to I7A	I7A to I7	I7 to I8	I8 to I9A	I9A to I9	I9 to I10	I10 to SF	
39	T	0.5431	2.1322	3.9251	4.9804	7.7610	8.6578	5.2629	4.4735	4.8244	2.7522	2.6994	2.2247	2.4531	6.7668	3.6670
	S	148.139	138.142	78.168	123.210	166.040	78.201	71.253	83.065	122.107	109.995	57.083	76.619	57.256	86.955	129.596
40	T	0.5440	2.1408	3.9094	5.0215	7.7424	8.5967	5.2129	4.5340	4.8162	2.7915	2.6649	2.2156	2.5173	6.7526	3.7077
	S	147.894	137.587	78.482	122.202	166.439	78.756	71.937	81.957	122.314	108.446	57.822	76.934	55.796	87.138	128.173
41	T	0.5470	2.1628	3.9617	4.9994	7.7681	8.4937	5.1838	4.4592	4.8050	2.7595	2.6552	2.2240	2.4540	6.6718	3.6745
	S	147.083	136.187	77.446	122.742	165.888	79.711	72.341	83.331	122.600	109.704	58.034	76.643	57.235	88.193	129.331
42	T	0.5465	2.1441	3.9202	4.9935	7.7419	8.4537	5.6323	5.1414	6.4887	4.1306	3.2490	3.1266	4.6277	11.3507	4.9628
	S	147.218	137.375	78.266	122.887	166.450	80.089	66.580	72.274	90.787	73.289	47.427	54.518	30.351	51.839	95.758
43	T	0.8312	3.4508	5.8432	10.9564	18.1092	14.9651	9.0115	7.1820	10.1263	6.2493	4.3305	4.4733	5.9777	13.5430	5.6245
	S	96.793	85.356	52.509	56.007	71.159	45.242	41.613	51.739	58.174	48.442	35.583	38.105	23.496	43.447	84.492
44	T	0.8575	3.8590	5.4273	8.0456	13.0173	13.3532	8.5065	7.3653	9.3483	4.8729	3.7625	3.1065	4.0565	10.6161	5.2676
	S	93.825	76.327	56.532	76.270	98.994	50.703	44.084	50.452	63.016	62.125	40.954	54.870	34.625	55.426	90.217
45	T	0.8336	4.1893	5.7175	8.3014	13.1161	12.6872	7.9884	6.8397	8.6023	5.4314	4.1629	3.9766	4.4776	8.2102	3.8408
	S	96.515	70.309	53.663	73.920	98.248	53.364	46.943	54.329	68.481	55.737	37.015	42.864	31.368	71.668	123.731
46	T	0.5601	2.3051	4.4805	5.9391	10.9861	10.8679	6.3279	5.2989	5.8065	3.7231	3.3486	2.8875	3.3739	10.5228	4.8715
	S	143.643	127.780	68.479	103.321	117.297	62.298	59.261	70.126	101.454	81.311	46.017	59.032	41.630	55.918	97.553
47	T	0.6644	3.7820	5.7427	8.8154	15.0299	13.9637	8.3225	7.6147	9.7566	5.8427	4.1339	3.8219	4.9252	13.8985	5.6023
	S	121.094	77.881	53.428	69.610	85.738	48.486	45.059	48.799	60.379	51.813	37.275	44.599	28.518	42.336	84.827
48	T	0.8230	3.5028	6.0488	7.6067	11.5633	12.0113	7.5506	6.6493	7.5759	4.7863	3.9033	3.1345	3.7800	12.7180	5.7932
	S	97.758	84.089	50.724	80.671	111.442	56.367	49.665	55.884	77.759	63.249	39.477	54.380	37.157	46.266	82.032
49	T	1.0178	3.3919	6.5262	6.9717	12.6600	12.1601	8.5739	7.6833	8.8244	5.0530	3.4902				
	S	79.047	86.838	47.013	88.018	101.788	55.678	43.737	48.363	66.757	59.910	44.150				
50	T	0.6403	3.1237	4.8721	6.3164	14.6782	11.6861	6.2069	5.3005	7.7719	5.5941	3.5727	3.0675	3.6807	9.3261	6.1186
	S	125.651	94.294	62.975	97.150	87.793	57.936	60.417	70.105	75.798	54.115	43.130	55.568	38.160	63.093	77.669
51	T	1.0860	4.0806	5.8576	6.9599	13.5948	11.1363	5.9008	6.4472	8.0168	5.4513	3.3139	3.0894	3.7640	8.8552	3.8355
	S	74.083	72.182	52.380	88.167	94.789	60.796	63.551	57.636	73.482	55.533	46.498	55.174	37.315	66.448	123.902
52	T	0.5529	2.3191	4.7504	5.5041	7.9153	10.0476	5.9331	4.5577	4.7902	2.9807	2.9271	2.3940	2.7020	7.0079	3.7045
	S	145.514	127.009	64.588	111.487	162.803	67.384	63.205	81.530	122.978	101.562	52.643	71.201	51.982	83.964	128.284
53	T	0.5441	2.2194	4.2695	5.0972	7.7206	9.1665	5.5851	4.5005	4.7710	2.8356	2.8579	2.2942	2.5896	6.9426	3.7256
	S	147.867	132.714	71.863	120.387	166.909	73.861	67.143	82.567	123.473	106.760	53.918	74.298	54.238	84.753	127.557
54	T	0.5534	2.2544	4.1447	5.0766	7.8143	8.5533	5.5006	4.4850	4.7587	2.8511	2.7546	2.2713	2.5136	6.7173	3.6943
	S	145.382	130.654	74.027	120.875	164.907	79.156	68.174	82.852	123.792	106.179	55.939	75.047	55.878	87.596	128.638
55	T	0.5489	2.2269	4.0210	5.0612	7.8147	8.4954	5.3451	4.4377	4.7518	2.8445	2.7087	2.1822	2.4241	6.6219	3.6824
	S	146.574	132.267	76.304	121.243	164.899	79.696	70.158	83.735	123.972	106.425	56.887	78.111	57.941	88.858	129.054
56	T	0.5492	2.2107	3.9103	4.9965	7.7783	8.4092	5.2803	4.4109	4.7414	2.7947	2.6669	2.2001	2.4319	6.6085	3.6890
	S	146.494	133.236	78.464	122.813	165.671	80.512	71.019	84.244	124.244	108.322	57.779	77.476	57.755	89.038	128.823
57	T	0.5476	2.1662	3.8763	5.0101	7.7481	8.4482	5.1823	4.4301	4.7618	2.8219	2.7028	2.1950	2.4220	6.6092	3.6850
	S	146.922	135.973	79.152	122.480	166.316	80.141	72.362	83.879	123.712	107.278	57.012	77.656	57.991	89.029	128.963

**Event:** Honda Indy Toronto  
**Track:** Streets of Toronto  
**Report:** Section Data Report  
**Session:** Race

**Round 10**  
**1.786 mile(s)**

**NTT INDYCAR SERIES**  
**July 16, 2023**



**Section Data for Car 45 - Lundgaard, Christian**

Lap	T/Slap	PI to PO	PO to I8	SF to PI
39	T	63.1236		
	S	101.857		
40	T	63.1675		
	S	101.787		
41	T	62.8197		
	S	102.350		
42	T	76.5097		
	S	84.036		
43	T	120.6740		
	S	53.281		
44	T	101.4621		
	S	63.369		
45	T	98.3750		
	S	65.358		
46	T	81.2995		
	S	79.085		
47	T	111.9164		
	S	57.450		
48	T	97.4470		
	S	65.980		
49	T	113.2771	28.0835	75.3412
	S	56.760	24.691	73.384
50	T	91.9558		
	S	69.921		
51	T	91.3893		
	S	70.354		
52	T	68.0866		
	S	94.433		
53	T	65.1194		
	S	98.736		
54	T	63.9432		
	S	100.552		
55	T	63.1665		
	S	101.788		
56	T	62.6779		
	S	102.582		
57	T	62.6066		
	S	102.698		

Event: **Honda Indy Toronto**  
Track: **Streets of Toronto**  
Report: **Section Data Report**  
Session: **Race**

**Round 10**  
**1.786 mile(s)**  
**NTT INDYCAR SERIES**  
**July 16, 2023**



**Section Data for Car 45 - Lundgaard, Christian**

Lap	T/SF to I1	I1 to I2	I2 to I3A	I3A to I3	I3 to I4	I4 to I5	I5 to I6A	I6A to I6	I6 to I7A	I7A to I7	I7 to I8	I8 to I9A	I9A to I9	I9 to I10	I10 to SF	
58	T	0.5485	2.1265	3.8654	5.0222	7.7440	8.5792	5.3280	4.4797	4.7716	2.8190	2.6866	2.2436	2.4939	6.7608	3.6798
	S	146.681	138.512	79.376	122.185	166.404	78.917	70.383	82.950	123.458	107.388	57.355	75.974	56.319	87.032	129.145
59	T	0.5475	2.2034	3.9308	5.0086	7.7934	8.7349	5.3093	4.5818	4.7825	2.8844	2.7380	2.2549	2.6251	6.6847	3.6991
	S	146.949	133.678	78.055	122.517	165.350	77.510	70.631	81.102	123.176	104.953	56.279	75.593	53.504	88.023	128.471
60	T	0.5465	2.1467	3.8810	4.9092	7.5743	8.8941	5.2618	4.5038	4.8261	2.8232	2.7208	2.1856	2.4639	6.6210	3.6691
	S	147.218	137.208	79.056	124.997	170.133	76.123	71.268	82.506	122.064	107.228	56.634	77.990	57.005	88.870	129.521
61	T	0.5458	2.1283	3.9066	4.9607	7.6962	8.8545	5.2955	4.5326	4.7772	2.7767	2.7166	2.2378	2.5148	6.7317	3.6798
	S	147.407	138.395	78.538	123.700	167.438	76.463	70.815	81.982	123.313	109.024	56.722	76.171	55.851	87.409	129.145
62	T	0.5457	2.1574	3.9189	4.9323	7.4925	9.0553	5.2963	4.4283	4.7555	2.6925	2.6849	2.2199	2.4754	6.5605	3.6642
	S	147.434	136.528	78.292	124.412	171.990	74.768	70.804	83.913	123.876	112.434	57.392	76.785	56.740	89.690	129.695
63	T	0.5474	2.1311	3.8181	4.9940	7.7985	8.4585	5.2085	4.4174	4.7783	2.8064	2.6635	2.1566	2.3955	6.5159	3.6517
	S	146.976	138.213	80.359	122.875	165.242	80.043	71.998	84.120	123.285	107.870	57.853	79.039	58.633	90.304	130.139
64	T	0.5469	2.1523	3.8460	4.9920	7.8399	8.5287	5.2317	4.4039	4.7419	2.7523	2.6515	2.1963	2.4177	6.5357	3.6347
	S	147.110	136.851	79.776	122.924	164.369	79.384	71.678	84.378	124.231	109.991	58.115	77.610	58.094	90.030	130.747
65	T	0.5435	2.1728	3.8566	4.9867	7.7920	8.4587	5.2099	4.4639	4.8000	2.8332	2.6763	2.2034	2.3923	6.5735	3.6534
	S	148.030	135.560	79.557	123.055	165.379	80.041	71.978	83.244	122.727	106.850	57.576	77.360	58.711	89.512	130.078
66	T	0.5459	2.2013	3.8840	4.9853	7.8225	8.5740	5.1785	4.4097	4.7691	2.8237	2.6631	2.1762	2.4047	6.5936	3.6487
	S	147.380	133.805	78.995	123.089	164.735	78.965	72.415	84.267	123.522	107.209	57.861	78.327	58.408	89.239	130.246
67	T	0.5463	2.1692	3.8929	5.0088	7.8169	8.5363	5.2280	4.3893	4.7714	2.7642	2.6558	2.1666	2.3923	6.6441	3.6695
	S	147.272	135.785	78.815	122.512	164.853	79.314	71.729	84.658	123.463	109.517	58.021	78.674	58.711	88.561	129.507
68	T	0.5454	2.1569	3.8749	4.9737	7.8081	8.4231	5.2112	4.4246	4.7573	2.8180	2.6711	2.1664	2.4374	6.5666	3.6540
	S	147.515	136.560	79.181	123.376	165.038	80.380	71.960	83.983	123.829	107.426	57.688	78.681	57.625	89.606	130.057
69	T	0.5446	2.1774	3.9224	4.9913	7.8437	8.5358	5.1938	4.4137	4.7859	2.7882	2.6542	2.1761	2.4273	6.5913	3.6529
	S	147.731	135.274	78.222	122.941	164.289	79.318	72.201	84.190	123.089	108.574	58.056	78.330	57.865	89.271	130.096
70	T	0.5443	2.2001	3.9075	4.9936	7.8519	8.6055	5.2328	4.4371	4.7769	2.8297	2.6904	2.1849	2.4182	6.6214	3.6542
	S	147.813	133.878	78.520	122.885	164.118	78.676	71.663	83.746	123.321	106.982	57.274	78.015	58.082	88.865	130.050
71	T	0.5442	2.1739	3.8851	4.9887	7.8084	8.5325	5.2545	4.4357	4.7709	2.7713	2.6591	2.1836	2.4375	6.6502	3.6476
	S	147.840	135.492	78.973	123.005	165.032	79.349	71.367	83.773	123.476	109.237	57.949	78.061	57.622	88.480	130.285
72	T	0.5444	2.1430	3.8829	4.9841	7.7870	8.5112	5.2060	4.4219	4.7996	2.7654	2.6735	2.2128	2.4415	6.6627	3.6431
	S	147.786	137.445	79.018	123.119	165.486	79.548	72.032	84.034	122.738	109.470	57.636	77.031	57.528	88.314	130.446
73	T	0.5436	2.1711	3.9219	4.9960	7.8059	8.5361	5.3398	4.4257	4.7492	2.8379	2.6705	2.2023	2.3998	6.5925	3.6417
	S	148.003	135.666	78.232	122.826	165.085	79.316	70.227	83.962	124.040	106.673	57.701	77.398	58.528	89.254	130.496
74	T	0.5453	2.2037	3.9688	4.9854	7.8145	8.5883	5.1749	4.4095	4.8061	2.7920	2.6805	2.2474	2.4645	6.5997	3.6518
	S	147.542	133.660	77.308	123.087	164.903	78.833	72.465	84.271	122.572	108.427	57.486	75.845	56.991	89.157	130.135
75	T	0.5456	2.1762	3.9476	5.0342	7.8300	8.6155	5.3260	4.4166	4.8346	2.9455	2.7126	2.2334	2.4010	6.6277	3.6613
	S	147.461	135.349	77.723	121.894	164.577	78.585	70.409	84.135	121.849	102.776	56.806	76.321	58.498	88.780	129.797
76	T	0.5468	2.1491	3.9334	5.0123	7.8495	8.7162	5.2851	4.4301	4.8007	2.8132	2.6683	2.2344	2.4097	6.6320	3.6522
	S	147.137	137.055	78.003	122.426	164.168	77.677	70.954	83.879	122.709	107.610	57.749	76.286	58.287	88.723	130.121

**Event:** Honda Indy Toronto  
**Track:** Streets of Toronto  
**Report:** Section Data Report  
**Session:** Race

**Round 10**  
**1.786 mile(s)**

**NTT INDYCAR SERIES**  
**July 16, 2023**



**Section Data for Car 45 - Lundgaard, Christian**

Lap	T/Slap	PI to PO	PO to I8	SF to PI
58	T	63.1488		
	S	101.817		
59	T	63.7784		
	S	100.812		
60	T	63.0271		
	S	102.013		
61	T	63.3548		
	S	101.486		
62	T	62.8796		
	S	102.253		
63	T	62.3414		
	S	103.135		
64	T	62.4715		
	S	102.921		
65	T	62.6162		
	S	102.683		
66	T	62.6803		
	S	102.578		
67	T	62.6516		
	S	102.625		
68	T	62.4887		
	S	102.892		
69	T	62.6986		
	S	102.548		
70	T	62.9485		
	S	102.141		
71	T	62.7432		
	S	102.475		
72	T	62.6791		
	S	102.580		
73	T	62.8340		
	S	102.327		
74	T	62.9324		
	S	102.167		
75	T	63.3078		
	S	101.561		
76	T	63.1330		
	S	101.842		

Event: Honda Indy Toronto  
Track: Streets of Toronto  
Report: Section Data Report  
Session: Race

Round 10  
1.786 mile(s)  
NTT INDYCAR SERIES  
July 16, 2023



Section Data for Car 45 - Lundgaard, Christian

Lap	T/SF to I1	I1 to I2	I2 to I3A	I3A to I3	I3 to I4	I4 to I5	I5 to I6A	I6A to I6	I6 to I7A	I7A to I7	I7 to I8	I8 to I9A	I9A to I9	I9 to I10	I10 to SF	
77	T	0.5449	2.1705	3.9928	5.0807	7.8710	8.6783	5.2864	4.4658	4.7936	2.7866	2.7077	2.2194	2.4466	6.6618	3.6440
	S	147.650	135.704	76.843	120.778	163.720	78.016	70.937	83.208	122.891	108.637	56.908	76.802	57.408	88.326	130.414
78	T	0.5440	2.1599	3.9761	5.0084	7.8466	8.6540	5.2385	4.4393	4.7445	2.8141	2.7192	2.2530	2.4522	6.6353	3.6845
	S	147.894	136.370	77.166	122.521	164.229	78.235	71.585	83.705	124.163	107.575	56.668	75.657	57.277	88.679	128.980
79	T	0.5487	2.2021	4.0424	5.0282	7.8951	8.8530	5.2271	4.4402	4.7676	2.8257	2.7073	2.2531	2.4689	6.6667	3.6611
	S	146.628	133.757	75.900	122.039	163.220	76.476	71.742	83.688	123.561	107.134	56.917	75.653	56.890	88.261	129.805
80	T	0.5450	2.1504	3.9300	5.0049	7.8675	8.6459	5.2420	4.4343	4.7918	2.8045	2.6871	2.2158	2.4093	6.6098	3.6556
	S	147.623	136.972	78.071	122.607	163.792	78.308	71.538	83.799	122.937	107.943	57.345	76.927	58.297	89.021	130.000
81	T	0.5441	2.1567	3.9503	5.0140	7.8982	8.6397	5.2676	4.4921	4.8367	2.8507	2.7133	2.2176	2.4658	6.6741	3.6673
	S	147.867	136.572	77.670	122.385	163.156	78.364	71.190	82.721	121.796	106.194	56.791	76.864	56.961	88.163	129.585
82	T	0.5458	2.1723	4.0168	5.0366	7.8830	8.7393	5.3126	4.4858	4.7648	2.8270	2.7307	2.2332	2.4672	6.6512	3.6548
	S	147.407	135.592	76.384	121.835	163.470	77.471	70.587	82.837	123.634	107.084	56.429	76.327	56.929	88.467	130.028
83	T	0.5438	2.1976	3.9956	5.0252	7.8590	8.8638	5.3383	4.5470	4.8057	2.8143	2.7441	2.2766	2.5048	6.7003	3.6735
	S	147.949	134.031	76.789	122.112	163.970	76.383	70.247	81.722	122.582	107.568	56.154	74.872	56.074	87.818	129.366
84	T	0.5465	2.2009	3.9989	5.0342	7.8598	8.7488	5.3473	4.4657	4.8112	2.8352	2.7103	2.2760	2.4704	6.6830	3.6644
	S	147.218	133.830	76.726	121.894	163.953	77.387	70.129	83.210	122.442	106.775	56.854	74.892	56.855	88.046	129.688
85	T	0.5445	2.2408	4.0845	5.0408	7.8769	8.8130	5.3286	4.5232	4.8045	2.8610	2.7597	2.2658	2.5480	6.7713	3.6713
	S	147.759	131.447	75.118	121.734	163.597	76.823	70.375	82.152	122.612	105.812	55.836	75.229	55.123	86.898	129.444
86	T	0.5806	3.1618	7.9643	11.6031	20.6442	15.7344									
	S	138.571	93.158	38.524	52.886	62.421	43.030									

**Event:** Honda Indy Toronto  
**Track:** Streets of Toronto  
**Report:** Section Data Report  
**Session:** Race

**Round 10**  
**1.786 mile(s)**

**NTT INDYCAR SERIES**  
**July 16, 2023**



**Section Data for Car 45 - Lundgaard, Christian**

Lap	T/SLap	PI to PO	PO to I8	SF to PI
77	T	63.3501		
	S	101.493		
78	T	63.1696		
	S	101.783		
79	T	63.5872		
	S	101.115		
80	T	62.9939		
	S	102.067		
81	T	63.3882		
	S	101.432		
82	T	63.5211		
	S	101.220		
83	T	63.8896		
	S	100.636		
84	T	63.6526		
	S	101.011		
85	T	64.1339		
	S	100.253		
86	T			
	S			

Event: Honda Indy Toronto  
Track: Streets of Toronto  
Report: Section Data Report  
Session: Race

Round 10  
1.786 mile(s)  
NTT INDYCAR SERIES  
July 16, 2023



Section Data for Car 51 - Robb, Sting Ray (R)

Lap	T/SF to I1	I1 to I2	I2 to I3A	I3A to I3	I3 to I4	I4 to I5	I5 to I6A	I6A to I6	I6 to I7A	I7A to I7	I7 to I8	I8 to I9A	I9A to I9	I9 to I10	I10 to SF	
1	T	0.5552	2.7090	5.3567	7.4651	11.8877	16.0063	8.8726	6.5536	8.5066	5.6472	3.6154	2.8378	3.7214	10.1610	4.0075
	S	144.911	108.728	57.277	82.201	108.401	42.299	42.265	56.700	69.251	53.607	42.621	60.066	37.742	57.909	118.584
2	T	0.8467	4.0482			8.7617	9.9268	5.9498	5.4133	6.9769	4.7679	3.2346	2.5478	2.9041	7.7127	4.0818
	S	95.021	72.760			147.076	68.204	63.027	68.644	84.434	63.493	47.638	66.903	48.364	76.291	116.426
3	T	0.7045	3.5510			8.5943	10.0021	5.9616	4.8346	5.0199	3.1850	2.8850	2.4145	2.7551	7.2061	3.9597
	S	114.201	82.947			149.941	67.690	62.903	76.861	117.351	95.048	53.411	70.596	50.980	81.654	120.016
4	T	0.6575	3.1994			17.0381	13.6001	6.8589	5.6545	6.6487	4.5752	3.1503	2.8053	3.1961	8.8014	7.9957
	S	122.364	92.063			75.633	49.782	54.673	65.716	88.602	66.167	48.913	60.762	43.946	66.854	59.435
5	T	1.4676	6.0929			20.2302	11.3065	6.5289	5.0875	5.3501	3.8917	3.1063	2.6761	3.1057	7.8931	3.9634
	S	54.820	48.342			63.699	59.881	57.437	73.040	110.108	77.788	49.606	63.695	45.225	74.547	119.904
6	T	0.6373	3.0156	4.8191	5.4931	13.4450	10.0876	6.0051	4.6328	5.8650	4.7554	3.0118	2.8489	2.9573	7.2662	3.7776
	S	126.243	97.674	63.667	111.710	95.845	67.117	62.447	80.209	100.442	63.660	51.162	59.832	47.494	80.979	125.801
7	T	0.5555	2.5511	4.4294	5.2001	7.8912	9.4896	5.9345	4.4716	4.7750	3.2764	2.9574	2.3924	2.7621	6.9992	3.7084
	S	144.833	115.458	69.269	118.005	163.300	71.346	63.190	83.100	123.370	92.396	52.104	71.248	50.851	84.068	128.149
8	T	0.5493	2.4723	4.2924	5.0621	7.7683	8.8591	5.6405	4.5220	4.8515	3.0514	2.8560	2.3685	2.6801	6.8313	3.6830
	S	146.467	119.138	71.479	121.222	165.884	76.424	66.483	82.174	121.424	99.209	53.953	71.967	52.406	86.134	129.033
9	T	0.5483	2.2789	4.1043	5.0283	7.7274	8.7421	5.3952	4.4670	4.7737	2.9037	2.7266	2.2326	2.5673	6.8233	3.7255
	S	146.735	129.249	74.755	122.037	166.762	77.447	69.506	83.186	123.403	104.256	56.514	76.348	54.709	86.235	127.561
10	T	0.5522	2.2323	4.0231	4.9980	7.7015	8.6854	5.4916	4.4560	4.8227	2.8128	2.7749	2.2609	2.5647	6.8444	3.7061
	S	145.698	131.947	76.264	122.776	167.323	77.952	68.286	83.391	122.150	107.625	55.530	75.392	54.765	85.969	128.228
11	T	0.5517	2.2384	4.0295	5.0093	7.7234	8.6809	5.4092	4.3969	4.7790	2.8402	2.7416	2.2432	2.5836	6.6906	3.6735
	S	145.830	131.587	76.143	122.499	166.848	77.993	69.326	84.512	123.267	106.587	56.205	75.987	54.364	87.946	129.366
12	T	0.5486	2.2080	3.9589	5.0021	7.7174	8.6032	5.5126	4.4572	4.8459	2.8443	2.7752	2.2766	2.6280	6.8462	3.7198
	S	146.654	133.399	77.501	122.676	166.978	78.697	68.026	83.369	121.565	106.433	55.524	74.872	53.445	85.947	127.756
13	T	0.5536	2.2087	4.0710	5.0362	7.7596	8.6866	5.3536	4.4875	4.8687	2.8311	2.8676	2.3280	2.6265	6.8112	3.6915
	S	145.330	133.357	75.367	121.845	166.070	77.941	70.046	82.806	120.996	106.929	53.735	73.219	53.476	86.388	128.736
14	T	0.5520	2.2064	4.0181	5.0440	7.7732	8.4574	5.4490	4.5290	4.8645	2.7734	2.9119	2.3355	2.6223	6.9011	3.7124
	S	145.751	133.496	76.359	121.657	165.779	80.054	68.820	82.047	121.100	109.154	52.918	72.984	53.562	85.263	128.011
15	T	0.5527	2.2313	4.1638	5.0580	7.7532	8.7322	5.5519	4.6705	6.2130	3.1132	2.8164	2.3843	2.7200	6.8323	3.7628
	S	145.566	132.006	73.687	121.320	166.207	77.534	67.544	79.561	94.816	97.240	54.712	71.490	51.638	86.122	126.296
16	T	0.5575	2.2530	4.1136	5.0896	8.6500	9.2802	5.5535	4.5177	4.9247	2.8899	2.8422	3.2610	2.9699	6.8699	3.6937
	S	144.313	130.735	74.586	120.567	148.975	72.956	67.525	82.252	119.620	104.754	54.215	52.271	47.293	85.650	128.659
17	T	0.5519	2.2349	4.1693	5.0670	7.7731	8.6380	5.4602	4.5039	4.8916	2.8796	2.8040	2.2935	2.5938	6.6910	3.6854
	S	145.777	131.794	73.590	121.104	165.782	78.380	68.679	82.504	120.429	105.128	54.954	74.321	54.150	87.940	128.949
18	T	0.5495	2.2238	4.0724	5.0327	7.7613	8.7731	5.4098	4.5447	4.8053	2.8290	2.8463	2.3108	2.6519	6.7427	3.6862
	S	146.414	132.451	75.341	121.930	166.034	77.173	69.319	81.764	122.592	107.009	54.137	73.764	52.964	87.266	128.921
19	T	0.5498	2.2125	4.0431	5.0574	7.7763	8.7634	5.3997	4.4831	4.7942	2.7767	2.7495	2.3009	2.6002	6.8129	3.7372
	S	146.334	133.128	75.887	121.334	165.713	77.258	69.448	82.887	122.876	109.024	56.043	74.082	54.017	86.367	127.161

Event: Honda Indy Toronto  
 Track: Streets of Toronto  
 Report: Section Data Report  
 Session: Race

Round 10  
 1.786 mile(s)

NTT INDYCAR SERIES  
 July 16, 2023



Section Data for Car 51 - Robb, Sting Ray (R)

Lap	T/SLap	PI to PO	PO to I8	SF to PI	
1	T	502.0226	414.8514	88.6714	80.9992
	S	12.807	1.671	62.352	64.933
2	T	99.7458			
	S	64.460			
3	T	83.6140			
	S	76.896			
4	T	101.5331			
	S	63.325			
5	T	102.1218			
	S	62.960			
6	T	78.6178			
	S	81.783			
7	T	67.3939			
	S	95.403			
8	T	65.4878			
	S	98.180			
9	T	64.0442			
	S	100.393			
10	T	63.9266			
	S	100.578			
11	T	63.5910			
	S	101.109			
12	T	63.9440			
	S	100.550			
13	T	64.1814			
	S	100.179			
14	T	64.1502			
	S	100.227			
15	T	66.5556			
	S	96.605			
16	T	67.4664			
	S	95.301			
17	T	64.2372			
	S	100.092			
18	T	64.2395			
	S	100.088			
19	T	64.0569			
	S	100.373			

**Event:** Honda Indy Toronto  
**Track:** Streets of Toronto  
**Report:** Section Data Report  
**Session:** Race

**Round 10**  
**1.786 mile(s)**

**NTT INDYCAR SERIES**  
**July 16, 2023**



**Section Data for Car 51 - Robb, Sting Ray (R)**

Lap	T/SF to I1	I1 to I2	I2 to I3A	I3A to I3	I3 to I4	I4 to I5	I5 to I6A	I6A to I6	I6 to I7A	I7A to I7	I7 to I8	I8 to I9A	I9A to I9	I9 to I10	I10 to SF	
20	T	0.5538	2.2270	4.1329	5.0565	9.1063	9.4203	5.5578	4.5942	4.8433	2.9146	2.8197	2.3174	2.5999	6.8417	3.7038
	S	145.277	132.261	74.238	121.356	141.510	71.871	67.473	80.883	121.630	103.866	54.648	73.554	54.023	86.003	128.308
21	T	0.5524	2.2254	4.1594	5.0467	7.7824	8.7393	5.5182	4.5772	4.7949	2.8908	2.8068	2.3288	2.5578	6.8074	3.7500
	S	145.645	132.356	73.765	121.592	165.583	77.471	67.957	81.183	122.858	104.721	54.899	73.194	54.912	86.437	126.727
22	T	0.5562	2.2165	4.1115	5.0738	7.7971	8.8165	5.5008	4.6104	4.8545	2.8346	2.8019	2.2645	2.5653	6.8464	3.6976
	S	144.650	132.888	74.624	120.942	165.271	76.793	68.172	80.598	121.349	106.797	54.995	75.272	54.752	85.944	128.523
23	T	0.5514	2.2154	4.1385	5.0763	7.7865	8.7700	5.4014	4.5406	4.8022	2.8159	2.7664	2.2932	2.5723	6.7753	3.7025
	S	145.910	132.954	74.138	120.883	165.496	77.200	69.426	81.837	122.671	107.506	55.701	74.330	54.603	86.846	128.353
24	T	0.5510	2.2465	4.1293	5.0945	7.7603	8.6128	5.3995	4.5416	4.8312	2.8596	2.7911	2.2867	2.5692	6.8366	3.7072
	S	146.016	131.113	74.303	120.451	166.055	78.609	69.451	81.819	121.935	105.864	55.208	74.542	54.669	86.068	128.190
25	T	0.5517	2.2111	4.0567	5.0294	7.7354	8.6768	5.4268	4.4993	4.7884	2.8538	2.7499	2.2797	2.5104	6.7993	3.6946
	S	145.830	133.212	75.632	122.010	166.589	78.029	69.101	82.589	123.025	106.079	56.035	74.771	55.949	86.540	128.628
26	T	0.5498	2.2211	4.0570	5.0459	7.7445	8.9774	5.5026	4.5348	4.8169	2.8215	2.7905	2.2874	2.5915	6.8533	3.7279
	S	146.334	132.612	75.627	121.611	166.394	75.417	68.150	81.942	122.297	107.293	55.220	74.519	54.198	85.858	127.479
27	T	0.5549	2.2691	4.1643	5.0882	7.7745	8.8372	5.4402	4.5492	4.8006	2.7969	2.8592	2.3182	2.5676	6.8287	3.7253
	S	144.989	129.807	73.678	120.600	165.752	76.613	68.931	81.683	122.712	108.237	53.893	73.529	54.703	86.167	127.568
28	T	0.5526	2.2246	4.1288	5.0548	7.7716	8.8205	5.3680	4.5504	4.8655	2.7760	2.8406	2.3247	2.5499	6.8349	3.6942
	S	145.593	132.404	74.312	121.397	165.814	76.758	69.858	81.661	121.075	109.052	54.246	73.323	55.082	86.089	128.641
29	T	0.5496	2.2299	4.0696	5.0587	7.7428	8.7706	5.4227	4.5775	4.8306	2.8893	2.8655	2.3249	2.6288	6.7413	3.6862
	S	146.387	132.089	75.393	121.303	166.430	77.195	69.154	81.178	121.950	104.775	53.775	73.317	53.429	87.284	128.921
30	T	0.5484	2.1822	4.0791	5.0590	7.7515	8.7965	6.3717	5.2203	4.9559	3.0096	2.8863	2.2985	2.6890	6.8006	3.6713
	S	146.708	134.976	75.217	121.296	166.243	76.968	58.854	71.182	118.867	100.587	53.387	74.159	52.233	86.523	129.444
31	T	0.5477	2.1602	4.0556	5.0489	7.7483	8.7975	5.4324	4.6309	4.8203	2.8933	2.7779	2.3064	2.5673	6.8476	3.6964
	S	146.895	136.351	75.653	121.539	166.312	76.959	69.030	80.242	122.210	104.630	55.470	73.905	54.709	85.929	128.565
32	T	0.5491	2.2212	4.1219	5.1106	7.7476	9.0867	5.5408	4.5718	4.7956	2.8388	2.7592	2.2840	2.5942	6.7711	3.6662
	S	146.521	132.606	74.436	120.071	166.327	74.509	67.680	81.279	122.840	106.639	55.846	74.630	54.142	86.900	129.624
33	T	0.5454	2.2360	4.1657	5.1043	7.7470	9.0180	5.5334	4.5377	4.8226	2.8086	2.8007	2.3020	2.6177	6.9296	3.7063
	S	147.515	131.729	73.653	120.219	166.340	75.077	67.770	81.890	122.152	107.786	55.019	74.046	53.656	84.912	128.221
34	T	0.5489	2.3075	4.2526	5.1146	7.7370	10.2877	5.8750	4.7155	4.9457	2.9670	2.9176	2.3539	2.6175	6.9040	3.7291
	S	146.574	127.647	72.148	119.977	166.555	65.811	63.830	78.802	119.112	102.031	52.814	72.414	53.660	85.227	127.438
35	T	0.5509	2.2118	4.1969	5.1334	7.7698	9.0001	5.5056	4.6246	4.8744	2.9558	2.8430				
	S	146.042	133.170	73.106	119.538	165.852	75.226	68.112	80.351	120.854	102.418	54.200				
36	T	0.6254	2.4985	6.8759	5.6051	8.8081	9.9215	5.7882	4.7074	4.8926	2.9045	2.8050	2.2860	2.6420	6.9692	3.7440
	S	128.645	117.889	44.622	109.478	146.301	68.240	64.787	78.938	120.404	104.227	54.934	74.565	53.162	84.430	126.930
37	T	0.5568	2.2678	4.1990	5.0948	7.8439	8.7666	5.4476	4.5542	4.8530	2.8163	2.7664	2.2593	2.5532	7.1115	3.9267
	S	144.495	129.882	73.069	120.444	164.285	77.230	68.838	81.593	121.387	107.491	55.701	75.446	55.011	82.741	121.025
38	T	0.6466	2.8087	4.4969	6.1035	9.1241	10.1976	5.9871	4.8860	5.3882	3.5701	3.0642	2.7176	3.6298	8.1006	4.0332
	S	124.427	104.869	68.229	100.538	141.234	66.393	62.635	76.052	109.330	84.795	50.287	62.722	38.695	72.638	117.829

Event: Honda Indy Toronto  
Track: Streets of Toronto  
Report: Section Data Report  
Session: Race

Round 10  
1.786 mile(s)

NTT INDYCAR SERIES  
July 16, 2023



Section Data for Car 51 - Robb, Sting Ray (R)

Lap	T/Slap	PI to PO	PO to I8	SF to PI	
20	T	66.6892			
	S	96.411			
21	T	64.5375			
	S	99.626			
22	T	64.5476			
	S	99.610			
23	T	64.2079			
	S	100.137			
24	T	64.2171			
	S	100.123			
25	T	63.8633			
	S	100.678			
26	T	64.5221			
	S	99.650			
27	T	64.5741			
	S	99.569			
28	T	64.3571			
	S	99.905			
29	T	64.3880			
	S	99.857			
30	T	66.3199			
	S	96.948			
31	T	64.3307			
	S	99.946			
32	T	64.6588			
	S	99.439			
33	T	64.8750			
	S	99.108			
34	T	67.2736			
	S	95.574			
35	T	89.1569	30.8999	61.0459	52.6433
	S	72.116	22.440	90.569	99.909
36	T	71.0734			
	S	90.464			
37	T	65.0171			
	S	98.891			
38	T	74.7542			
	S	86.010			

**Event:** Honda Indy Toronto  
**Track:** Streets of Toronto  
**Report:** Section Data Report  
**Session:** Race

**Round 10**  
**1.786 mile(s)**

**NTT INDYCAR SERIES**  
**July 16, 2023**



**Section Data for Car 51 - Robb, Sting Ray (R)**

Lap	T/SF to I1	I1 to I2	I2 to I3A	I3A to I3	I3 to I4	I4 to I5	I5 to I6A	I6A to I6	I6 to I7A	I7A to I7	I7 to I8	I8 to I9A	I9A to I9	I9 to I10	I10 to SF	
39	T	0.6482	3.0936	4.8569	6.0915	11.1342	10.9322	6.8029	6.6689	9.7486	7.1737	4.6705	4.1922	5.6598	14.2388	7.3637
	S	124.120	95.211	63.172	100.736	115.737	61.931	55.124	55.720	60.428	42.200	32.992	40.660	24.816	41.324	64.536
40	T	1.3543	4.8619	5.7381	7.6542	17.8160	11.7375	6.6414	5.1292	7.0911	5.6700	3.3532	2.6821	3.0992	7.8666	7.0016
	S	59.407	60.582	53.470	80.170	72.330	57.682	56.464	72.446	83.075	53.391	45.953	63.553	45.320	74.798	67.874
41	T	1.1535	3.8456	5.0443	9.4184	14.1024	10.5852	6.7257	6.0938	8.0230	4.8537	3.0636				
	S	69.748	76.593	60.825	65.153	91.377	63.962	55.756	60.979	73.425	62.370	50.297				
42	T	0.6425	2.7318	4.9368	5.8302	13.0138	11.9588	6.5847	5.2505	5.7004	3.7859	3.1322	2.6110	3.0666	9.4432	4.3076
	S	125.221	107.821	62.149	105.251	99.021	56.615	56.950	70.772	103.342	79.962	49.196	65.283	45.801	62.310	110.323
43	T	0.6489	3.5429	5.1879	6.4985	18.5694	12.8481	6.4963	5.2559	10.1775	6.8435	3.5974	3.8736	3.9270	15.7627	6.3572
	S	123.986	83.137	59.141	94.427	69.396	52.696	57.725	70.700	57.882	44.236	42.834	44.004	35.766	37.329	74.754
44	T	1.2538	5.6767	6.4503	7.7035	13.6386	11.0639	6.4114	5.2219	6.1874	4.6071	3.1376	2.8690	3.4694	14.3011	5.4434
	S	64.169	51.887	47.566	79.657	94.485	61.194	58.490	71.160	95.208	65.709	49.111	59.413	40.484	41.144	87.303
45	T	1.3409	5.8077	5.2971	6.9460	15.2642	12.0325	6.2593	5.0586	6.3470	4.2863	3.2685	2.6040	3.0872	7.9657	4.4859
	S	60.000	50.716	57.922	88.344	84.422	56.268	59.911	73.457	92.814	70.627	47.144	65.459	45.496	73.868	105.938
46	T	1.0646	3.6813	4.9077	7.2703	14.9652	11.1198	6.3456	5.4102	9.0843	5.0622	3.4417				
	S	75.573	80.011	62.518	84.403	86.109	60.886	59.096	68.683	64.847	59.802	44.772				
47	T	0.6358	2.6700	4.7930	5.8778	10.4999	10.5241	5.8617	4.8210	6.0186	4.5311	3.0795	2.4672	3.0157	7.5214	3.8292
	S	126.541	110.317	64.014	104.399	122.728	64.333	63.975	77.078	97.878	66.811	50.038	69.088	46.574	78.231	124.106
48	T	0.5552	2.4145	4.6531	5.2840	7.8834	9.7996	6.1665	4.9704	5.4527	3.6229	3.1111	2.4181	2.8432	7.3709	3.7779
	S	144.911	121.990	65.938	116.131	163.462	69.089	60.812	74.761	108.037	83.559	49.529	70.491	49.400	79.829	125.791
49	T	0.5528	2.4695	4.3714	5.1439	7.7878	9.2289	5.8091	4.5852	4.8598	3.1445	2.9001	2.3391	2.6289	6.9252	3.7005
	S	145.540	119.273	70.188	119.294	165.469	73.361	64.554	81.041	121.217	96.272	53.133	72.872	53.427	84.966	128.422
50	T	0.5477	2.3578	4.2555	5.1149	7.7400	9.5991	5.9464	4.6443	4.8592	3.0800	2.8606	2.2732	2.5974	6.9091	3.7216
	S	146.895	124.924	72.099	119.970	166.490	70.532	63.063	80.010	121.232	98.288	53.867	74.984	54.075	85.164	127.694
51	T	0.5499	2.3307	4.2069	5.0538	7.7308	8.9994	5.6318	4.5033	4.8047	2.8770	2.8451	2.2620	2.6042	6.8084	3.6887
	S	146.308	126.376	72.932	121.421	166.689	75.232	66.586	82.515	122.607	105.223	54.160	75.356	53.934	86.424	128.833
52	T	0.5491	2.2461	4.1042	5.0322	7.7065	8.8190	5.5665	4.4973	4.7537	2.8426	2.7602	2.2448	2.4942	6.7915	3.6882
	S	146.521	131.136	74.757	121.942	167.214	76.771	67.367	82.625	123.923	106.497	55.826	75.933	56.312	86.639	128.851
53	T	0.5495	2.2126	4.0603	5.0083	7.7190	8.9267	5.5463	4.5225	4.7764	2.8274	2.7957	2.2448	2.5246	6.7526	3.7028
	S	146.414	133.122	75.565	122.524	166.943	75.845	67.613	82.165	123.334	107.069	55.117	75.933	55.634	87.138	128.343
54	T	0.5533	2.1854	4.0472	5.0165	7.7202	8.7376	5.4145	4.4968	4.8201	2.8630	2.8222	2.2724	2.5881	6.8228	3.7423
	S	145.409	134.779	75.810	122.324	166.917	77.486	69.258	82.635	122.215	105.738	54.600	75.011	54.269	86.242	126.988
55	T	0.5564	2.2451	4.1102	5.0369	7.7683	9.1709	5.6801	4.5696	4.8157	2.8731	2.7732	2.2523	2.5697	6.7979	3.7182
	S	144.598	131.195	74.648	121.828	165.884	73.825	66.020	81.318	122.327	105.366	55.564	75.680	54.658	86.557	127.811
56	T	0.5540	2.2266	4.0629	5.0630	7.7474	8.7534	5.3468	4.4907	4.7937	2.7496	2.7897	2.2892	2.5127	6.7003	3.6941
	S	145.225	132.285	75.517	121.200	166.331	77.347	70.135	82.747	122.889	110.099	55.236	74.460	55.898	87.818	128.645
57	T	0.5534	2.2512	4.1949	5.0707	7.8033	8.8683	5.3792	4.4810	4.7967	2.8491	2.7530	2.2937	2.5258	6.7241	3.6915
	S	145.382	130.839	73.141	121.016	165.140	76.344	69.713	82.926	122.812	106.254	55.972	74.314	55.608	87.507	128.736

Event: Honda Indy Toronto  
 Track: Streets of Toronto  
 Report: Section Data Report  
 Session: Race

Round 10  
 1.786 mile(s)

NTT INDYCAR SERIES  
 July 16, 2023



Section Data for Car 51 - Robb, Sting Ray (R)

Lap	T/Slap	PI to PO	PO to I8	SF to PI
39	T	103.2757		
	S	62.257		
40	T	97.6964		
	S	65.812		
41	T	108.1425	26.1110	69.4502
	S	59.455	26.556	79.609
42	T	82.9960		
	S	77.469		
43	T	109.5868		
	S	58.671		
44	T	97.4351		
	S	65.989		
45	T	90.0509		
	S	71.400		
46	T	116.1672	34.7330	65.1541
	S	55.348	19.964	84.858
47	T	76.1460		
	S	84.438		
48	T	70.3235		
	S	91.429		
49	T	66.4467		
	S	96.763		
50	T	66.5068		
	S	96.676		
51	T	64.8967		
	S	99.074		
52	T	64.0961		
	S	100.312		
53	T	64.1695		
	S	100.197		
54	T	64.1024		
	S	100.302		
55	T	64.9376		
	S	99.012		
56	T	63.7741		
	S	100.818		
57	T	64.2359		
	S	100.094		

**Event:** Honda Indy Toronto  
**Track:** Streets of Toronto  
**Report:** Section Data Report  
**Session:** Race

**Round 10**  
**1.786 mile(s)**  
**NTT INDYCAR SERIES**  
**July 16, 2023**



**Section Data for Car 51 - Robb, Sting Ray (R)**

Lap	T/SF to I1	I1 to I2	I2 to I3A	I3A to I3	I3 to I4	I4 to I5	I5 to I6A	I6A to I6	I6 to I7A	I7A to I7	I7 to I8	I8 to I9A	I9A to I9	I9 to I10	I10 to SF	
58	T	0.5509	2.2674	4.0716	5.0759	7.8029	8.7832	5.4458	4.4846	4.9100	2.8706	2.7810	2.2649	2.5101	6.8735	3.7690
	S	146.042	129.904	75.356	120.892	165.148	77.084	68.860	82.859	119.978	105.458	55.408	75.259	55.956	85.605	126.088
59	T	0.5571	2.2768	4.0763	5.0427	7.8035	8.7872	5.3681	4.5589	4.8365	2.8451	2.7404	2.2537	2.5093	6.7644	3.6860
	S	144.417	129.368	75.269	121.688	165.136	77.049	69.857	81.509	121.801	106.403	56.229	75.633	55.974	86.986	128.928
60	T	0.5510	2.2020	4.0637	5.0650	7.8207	8.9389	5.5286	4.5478	4.8269	2.8499	2.7783	2.2947	2.5849	6.8148	3.7051
	S	146.016	133.763	75.502	121.152	164.773	75.741	67.829	81.708	122.043	106.224	55.462	74.282	54.337	86.343	128.263
61	T	0.5532	2.2909	4.1413	5.0484	7.8061	8.8009	5.4364	4.4581	4.8014	2.8605	2.7525	2.2719	2.5097	6.7458	3.6794
	S	145.435	128.572	74.087	121.551	165.081	76.929	68.979	83.352	122.691	105.830	55.982	75.027	55.965	87.226	129.159
62	T	0.5486	2.1907	4.0630	5.0601	7.8134	8.7090	5.3763	4.5499	4.7928	2.8307	2.8381	2.2740	2.5301	6.7624	3.6925
	S	146.654	134.453	75.515	121.270	164.926	77.741	69.751	81.670	122.912	106.944	54.294	74.958	55.513	87.012	128.701
63	T	0.5498	2.2151	4.0497	5.1657	9.1412	9.4656	5.5536	4.6019	4.8445	2.9159	2.7508	2.2716	2.5615	6.7873	3.7125
	S	146.334	132.972	75.763	118.791	140.970	71.527	67.524	80.747	121.600	103.819	56.017	75.037	54.833	86.693	128.007
64	T	0.5514	2.1796	4.0477	5.0430	7.8114	8.8190	5.4033	4.5264	4.8113	2.8773	2.8183	2.2483	2.5058	6.7170	3.6842
	S	145.910	135.137	75.801	121.681	164.969	76.771	69.402	82.094	122.439	105.212	54.675	75.815	56.052	87.600	128.991
65	T	0.5505	2.1877	4.0903	5.1067	7.8216	8.8241	5.4052	4.6464	4.8599	2.8472	2.8035	2.2554	2.5201	6.7286	3.6947
	S	146.148	134.637	75.011	120.163	164.754	76.727	69.378	79.974	121.215	106.325	54.964	75.576	55.734	87.449	128.624
66	T	0.5513	2.1609	4.0452	5.0267	7.7923	9.0255	5.4185	4.5063	4.8236	2.8622	2.8080	2.2636	2.5458	6.7093	3.6890
	S	145.936	136.307	75.847	122.075	165.373	75.015	69.207	82.460	122.127	105.767	54.876	75.302	55.171	87.701	128.823
67	T	0.5511	2.2272	4.1884	5.0609	7.8024	8.8968	5.4971	4.5772	4.8913	2.8031	2.8306	2.3269	2.6210	6.8911	3.7321
	S	145.989	132.249	73.254	121.250	165.159	76.100	68.218	81.183	120.436	107.997	54.438	73.254	53.588	85.387	127.335
68	T	0.5552	2.1669	4.0680	5.0387	7.8077	8.7579	5.4597	4.5791	4.9084	2.7875	2.7821	2.2811	2.6198	6.7284	3.6861
	S	144.911	135.929	75.422	121.785	165.047	77.307	68.685	81.149	120.017	108.602	55.387	74.725	53.613	87.452	128.924
69	T	0.5513	2.1460	4.1241	5.0747	7.8010	8.7620	6.4032	4.9535	5.0089	2.9333	2.7948	2.3098	2.6244	6.8511	3.7184
	S	145.936	137.253	74.396	120.921	165.189	77.271	58.564	75.016	117.609	103.204	55.135	73.796	53.519	85.885	127.804
70	T	0.5534	2.1899	4.1175	5.0448	7.7833	8.8867	5.5056	4.5158	4.8781	2.8422	2.8286	2.3683	2.6760	6.9477	3.7275
	S	145.382	134.502	74.516	121.637	165.564	76.186	68.112	82.287	120.762	106.512	54.476	71.973	52.487	84.691	127.492
71	T	0.5552				7.8410	8.9548	5.4493	4.5920	4.8779	2.8551	2.8029	2.2890	2.5405	6.7232	3.7583
	S	144.911				164.346	75.607	68.816	80.921	120.767	106.030	54.976	74.467	55.286	87.519	126.447
72	T	0.5586	2.2475	4.1610	5.0721	7.8280	8.8367	5.5289	4.6602	4.8437	2.8717	2.8497	2.2974	2.5848	6.7585	3.6999
	S	144.029	131.055	73.737	120.983	164.619	76.617	67.825	79.737	121.620	105.417	54.073	74.195	54.339	87.062	128.443
73	T	0.5532	2.2062	4.1133	5.0404	7.8085	8.8036	5.4808	4.5169	4.8872	2.8956	2.8415	2.2886	2.6578	6.8518	3.7098
	S	145.435	133.508	74.592	121.744	165.030	76.906	68.421	82.267	120.538	104.547	54.229	74.480	52.846	85.877	128.101
74	T	0.5521	2.2510	4.1143	5.0768	7.8261	9.0474	5.4547	4.5576	4.8573	2.8577	2.7974	2.2717	2.5669	6.8113	3.6890
	S	145.725	130.851	74.574	120.871	164.659	74.833	68.748	81.532	121.279	105.934	55.084	75.034	54.718	86.387	128.823
75	T	0.5511	2.1921	4.1437	5.0900	7.8205	9.0076	5.4828	4.5199	4.8757	2.8733	2.8039	2.3114	2.5728	6.8037	3.6890
	S	145.989	134.367	74.044	120.557	164.777	75.164	68.396	82.212	120.822	105.359	54.956	73.745	54.592	86.484	128.823
76	T	0.5505	2.1931	4.2340	5.0997	7.8595	9.0587	5.4930	4.6069	4.8402	2.8004	2.7922	2.2762	2.5251	6.8296	3.6852
	S	146.148	134.306	72.465	120.328	163.959	74.740	68.269	80.660	121.708	108.101	55.186	74.886	55.623	86.156	128.956

**Event:** Honda Indy Toronto  
**Track:** Streets of Toronto  
**Report:** Section Data Report  
**Session:** Race

**Round 10**  
**1.786 mile(s)**

**NTT INDYCAR SERIES**  
**July 16, 2023**



**Section Data for Car 51 - Robb, Sting Ray (R)**

Lap	T/Slap	PI to PO	PO to I8	SF to PI
58	T	64.4614		
	S	99.743		
59	T	64.1060		
	S	100.296		
60	T	64.5723		
	S	99.572		
61	T	64.1565		
	S	100.217		
62	T	64.0316		
	S	100.413		
63	T	66.5867		
	S	96.560		
64	T	64.0440		
	S	100.393		
65	T	64.3419		
	S	99.929		
66	T	64.2282		
	S	100.106		
67	T	64.8972		
	S	99.074		
68	T	64.2266		
	S	100.108		
69	T	66.0565		
	S	97.335		
70	T	64.8654		
	S	99.122		
71	T	64.9246		
	S	99.032		
72	T	64.7987		
	S	99.224		
73	T	64.6552		
	S	99.444		
74	T	64.7313		
	S	99.328		
75	T	64.7375		
	S	99.318		
76	T	64.8443		
	S	99.154		

Event: Honda Indy Toronto  
 Track: Streets of Toronto  
 Report: Section Data Report  
 Session: Race

Round 10  
 1.786 mile(s)  
 NTT INDYCAR SERIES  
 July 16, 2023



Section Data for Car 51 - Robb, Sting Ray (R)

Lap	T/SF to I1	I1 to I2	I2 to I3A	I3A to I3	I3 to I4	I4 to I5	I5 to I6A	I6A to I6	I6 to I7A	I7A to I7	I7 to I8	I8 to I9A	I9A to I9	I9 to I10	I10 to SF	
77	T	0.5489	2.1583	4.1104	5.0752	7.8146	8.9380	5.5175	4.5690	4.8393	2.8126	2.8237	2.3368	2.5719	6.8952	3.7302
	S	146.574	136.471	74.644	120.909	164.901	75.749	67.966	81.329	121.731	107.633	54.571	72.944	54.611	85.336	127.400
78	T	0.5546	2.2072	4.1475	5.0777	7.8367	9.1015	5.5066	4.6065	4.8987	2.7768	2.8021	2.3298	2.5553	6.7649	3.6926
	S	145.068	133.448	73.977	120.849	164.436	74.388	68.100	80.667	120.255	109.020	54.991	73.163	54.966	86.980	128.697
79	T	0.5504	2.2294	4.1543	5.1220	7.8366	9.0285	5.4681	4.6047	4.8705	2.8137	2.8004	2.2889	2.5534	6.7159	3.6921
	S	146.175	132.119	73.856	119.804	164.438	74.990	68.580	80.698	120.951	107.590	55.025	74.470	55.007	87.614	128.715
80	T	0.5520	2.1892	4.1276	5.0550	7.8180	8.9363	5.4967	4.6338	4.8528	2.7766	2.8040	2.3210	2.5749	6.9077	3.7106
	S	145.751	134.545	74.333	121.392	164.829	75.764	68.223	80.191	121.392	109.028	54.954	73.440	54.548	85.182	128.073
81	T	0.5511	2.2178	4.2036	5.1512	7.8215	9.0317	5.6554	4.7067	4.8821	2.9907	2.9509	2.3651	2.6653	7.0408	3.8212
	S	145.989	132.810	72.989	119.125	164.756	74.963	66.308	78.949	120.663	101.223	52.218	72.071	52.697	83.571	124.366
82	T	0.6212	2.9926													
	S	129.515	98.425													

**Event:** Honda Indy Toronto  
**Track:** Streets of Toronto  
**Report:** Section Data Report  
**Session:** Race

**Round 10**  
**1.786 mile(s)**

**NTT INDYCAR SERIES**  
**July 16, 2023**



**Section Data for Car 51 - Robb, Sting Ray (R)**

Lap	T/SLap	PI to PO	PO to I8	SF to PI
77	T	64.7416		
	S	99.312		
78	T	64.8585		
	S	99.133		
79	T	64.7289		
	S	99.331		
80	T	64.7562		
	S	99.289		
81	T	66.0551		
	S	97.337		
82	T			
	S			

**Event:** Honda Indy Toronto  
**Track:** Streets of Toronto  
**Report:** Section Data Report  
**Session:** Race

**Round 10**  
**1.786 mile(s)**

**NTT INDYCAR SERIES**  
**July 16, 2023**



**Section Data for Car 55 - Pedersen, Benjamin (R)**

Lap	T/SF to I1	I1 to I2	I2 to I3A	I3A to I3	I3 to I4	I4 to I5	I5 to I6A	I6A to I6	I6 to I7A	I7A to I7	I7 to I8	I8 to I9A	I9A to I9	I9 to I10	I10 to SF	
1	T	0.5844	2.7467	6.5441	5.6976	11.5791	9.9077	5.5798	4.5278	7.9071	5.0381	3.2298	2.7778	3.3769	9.9028	3.8879
	S	137.670	107.236	46.885	107.701	111.290	68.335	67.207	82.069	74.502	60.088	47.709	61.363	41.593	59.418	122.232

**Event:** Honda Indy Toronto  
**Track:** Streets of Toronto  
**Report:** Section Data Report  
**Session:** Race

**Round 10**  
**1.786 mile(s)**  
**NTT INDYCAR SERIES**  
**July 16, 2023**



**Section Data for Car 55 - Pedersen, Benjamin (R)**

Lap	T/SLap	PO to I8	
1	T	80.9638	92.9866
	S	79.413	59.459

**Event:** Honda Indy Toronto  
**Track:** Streets of Toronto  
**Report:** Section Data Report  
**Session:** Race

**Round 10**  
**1.786 mile(s)**

**NTT INDYCAR SERIES**  
**July 16, 2023**



**Section Data for Car 60 - Blomqvist, Tom (R)**

Lap	T/SF to I1	I1 to I2	I2 to I3A	I3A to I3	I3 to I4	I4 to I5	I5 to I6A	I6A to I6	I6 to I7A	I7A to I7	I7 to I8	I8 to I9A	I9A to I9	I9 to I10	I10 to SF	
1	T	0.5651	2.5136	6.2329	5.6115	16.2843	10.1291	5.6429	4.9710	8.9717	5.1633	3.5471	3.3433	3.8503	10.5094	4.1383
	S	142.372	117.181	49.226	109.353	79.134	66.842	66.455	74.752	65.661	58.631	43.441	50.984	36.479	55.989	114.836

**Event:** Honda Indy Toronto  
**Track:** Streets of Toronto  
**Report:** Section Data Report  
**Session:** Race

**Round 10**  
**1.786 mile(s)**  
**NTT INDYCAR SERIES**  
**July 16, 2023**



**Section Data for Car 60 - Blomqvist, Tom (R)**

Lap	T/SLap	PO to I8	
1	T	91.7661	91.9653
	S	70.065	60.119

**Event:** Honda Indy Toronto  
**Track:** Streets of Toronto  
**Report:** Section Data Report  
**Session:** Race

**Round 10**  
**1.786 mile(s)**

**NTT INDYCAR SERIES**  
**July 16, 2023**



**Section Data for Car 77 - Ilott, Callum**

Lap	T/SF to I1	I1 to I2	I2 to I3A	I3A to I3	I3 to I4	I4 to I5	I5 to I6A	I6A to I6	I6 to I7A	I7A to I7	I7 to I8	I8 to I9A	I9A to I9	I9 to I10	I10 to SF	
1	T	0.5672	2.4779	5.1852	5.4510	9.7874	17.9470	8.3118	6.8092	9.0894	5.0252	3.3734	3.8908	4.3888	10.7425	6.4665
	S	141.845	118.869	59.172	112.573	131.663	37.725	45.117	54.572	64.811	60.242	45.678	43.810	32.003	54.774	73.491
2	T	1.1724	6.1087			22.4311	13.5859	7.2135	5.6123	7.4708	5.4706	3.2788	3.2855	3.7996	13.2629	8.1230
	S	68.624	48.217			57.449	49.834	51.986	66.210	78.852	55.337	46.996	51.881	36.966	44.365	58.504
3	T	1.5402	6.2561			20.1361	13.0731	6.7078	5.4336	6.7662	4.1422	3.1099	2.9511	3.0814	9.3398	9.7933
	S	52.236	47.081			63.996	51.789	55.905	68.388	87.064	73.084	49.549	57.760	45.581	63.000	48.526
4	T	1.8676	7.1817			17.9716	11.9071	6.2775	5.0574	6.1857	4.5993	3.1392	3.0722	3.1553	8.4673	10.0649
	S	43.079	41.013			71.704	56.861	59.737	73.475	95.234	65.820	49.086	55.483	44.514	69.492	47.216
5	T	2.2897	7.8476			17.6665	12.4136	6.5010	5.4379	7.3279	4.4087	3.1596	3.1116	3.0219	8.5762	7.2438
	S	35.138	37.533			72.942	54.541	57.683	68.334	80.390	68.666	48.769	54.780	46.479	68.610	65.605
6	T	1.5644	6.3733			18.3906	12.8809	6.7657	5.6994	7.2611	4.3368	3.1063	2.9586	3.1424	8.1998	5.5111
	S	51.428	46.216			70.070	52.562	55.427	65.198	81.130	69.804	49.606	57.613	44.697	71.759	86.231
7	T	1.1071	5.6504			19.5772	12.7710	6.5663	5.4895	7.0941	4.2663	3.1220	3.0587	3.4018	9.5347	6.2746
	S	72.671	52.128			65.823	53.014	57.110	67.691	83.040	70.958	49.356	55.728	41.288	61.712	75.738
8	T	1.1302	4.7177			18.9087	11.7127	6.3582	5.1738	6.4770	3.4456	2.9521	2.5036	2.9041	7.4518	4.0137
	S	71.186	62.434			68.150	57.804	58.979	71.822	90.951	87.859	52.197	68.084	48.364	78.962	118.401
9	T	0.6202	2.8640	4.8918	5.8719	14.0921	10.3053	5.7888	4.7624	8.5922	5.1428	2.9970	3.4860	3.3017	7.3912	3.7516
	S	129.724	102.844	62.721	104.504	91.444	65.699	64.780	78.026	68.561	58.864	51.415	48.897	42.540	79.609	126.673
10	T	0.5501	2.3462	4.5041	5.0686	7.7354	9.4051	5.7995	4.6061	4.7963	3.0126	2.8868	2.3853	2.6364	6.9101	3.6389
	S	146.254	125.541	68.120	121.066	166.589	71.987	64.661	80.674	122.822	100.487	53.378	71.460	53.275	85.152	130.596
11	T	0.5420	2.2091	4.0894	4.9364	7.5426	9.2883	5.6316	4.4667	4.7523	2.8964	2.6938	2.3263	2.6066	6.8198	3.6544
	S	148.440	133.333	75.028	124.308	170.848	72.892	66.589	83.191	123.959	104.518	57.202	73.273	53.884	86.280	130.042
12	T	0.5427	2.2274	4.0540	4.8926	7.6334	8.8052	5.3043	4.4387	4.7426	2.8079	2.6597	2.2925	2.5458	6.7594	3.6547
	S	148.249	132.237	75.683	125.421	168.816	76.892	70.697	83.716	124.213	107.813	57.935	74.353	55.171	87.050	130.032
13	T	0.5428	2.1886	3.9056	4.9386	7.6997	8.6210	5.2493	4.4216	4.7804	2.7461	2.6833	2.2295	2.4940	6.7253	3.6864
	S	148.221	134.582	78.559	124.253	167.362	78.534	71.438	84.040	123.230	110.239	57.426	76.454	56.317	87.492	128.914
14	T	0.5462	2.1823	3.9017	4.9626	7.7287	8.6332	5.2509	4.4262	4.7895	2.7503	2.6616	2.2431	2.5105	6.6956	3.6664
	S	147.299	134.970	78.637	123.652	166.734	78.423	71.416	83.953	122.996	110.071	57.894	75.991	55.947	87.880	129.617
15	T	0.5462	2.1666	3.8997	4.9607	7.7166	8.5552	5.1920	4.4557	4.8054	2.7193	2.6532	2.2432	2.4893	6.7427	3.6977
	S	147.299	135.948	78.677	123.700	166.995	79.138	72.227	83.397	122.589	111.325	58.077	75.987	56.423	87.266	128.520
16	T	0.5496	2.2180	3.9095	4.9940	7.7324	8.4597	5.1947	4.4655	4.8117	2.7518	2.6847	2.2131	2.4888	6.7644	3.6934
	S	146.387	132.798	78.480	122.875	166.654	80.032	72.189	83.214	122.429	110.011	57.396	77.021	56.435	86.986	128.669
17	T	0.5484	2.1809	3.9253	5.0195	7.7348	8.5318	5.1955	4.5093	4.8503	2.7291	2.6819	2.2048	2.5142	6.7672	3.6788
	S	146.708	135.057	78.164	122.250	166.602	79.356	72.178	82.405	121.455	110.926	57.456	77.311	55.865	86.950	129.180
18	T	0.5474	2.1852	3.9968	5.0262	7.7537	8.7189	5.1709	4.4829	4.8170	2.7296	2.6666	2.2029	2.5036	6.7792	3.7055
	S	146.976	134.791	76.766	122.088	166.196	77.653	72.521	82.891	122.294	110.905	57.786	77.377	56.101	86.796	128.249
19	T	0.5512	2.2181	3.9659	4.9960	7.7150	8.7470	5.2021	4.4543	4.8373	2.7277	2.6620	2.2237	2.4700	6.7796	3.6252
	S	145.963	132.792	77.364	122.826	167.030	77.403	72.086	83.423	121.781	110.983	57.885	76.654	56.864	86.791	131.090

**Event:** Honda Indy Toronto  
**Track:** Streets of Toronto  
**Report:** Section Data Report  
**Session:** Race

**Round 10**  
**1.786 mile(s)**

**NTT INDYCAR SERIES**  
**July 16, 2023**



**Section Data for Car 77 - Ilott, Callum**

Lap	T/Slap	PI to PO	PO to I8	SF to PI
1	T	99.5133	93.0097	
	S	64.610	59.444	
2	T	125.3290		
	S	51.302		
3	T	116.3039		
	S	55.283		
4	T	112.0398		
	S	57.387		
5	T	110.4935		
	S	58.190		
6	T	106.4492		
	S	60.401		
7	T	110.0585		
	S	58.420		
8	T	101.5165		
	S	63.336		
9	T	83.8590		
	S	76.672		
10	T	66.2815		
	S	97.004		
11	T	64.4557		
	S	99.752		
12	T	63.3609		
	S	101.476		
13	T	62.9122		
	S	102.200		
14	T	62.9488		
	S	102.140		
15	T	62.8435		
	S	102.311		
16	T	62.9313		
	S	102.169		
17	T	63.0718		
	S	101.941		
18	T	63.2864		
	S	101.595		
19	T	63.1751		
	S	101.774		

Event: **Honda Indy Toronto**  
Track: **Streets of Toronto**  
Report: **Section Data Report**  
Session: **Race**

**Round 10**  
**1.786 mile(s)**  
**NTT INDYCAR SERIES**  
**July 16, 2023**



**Section Data for Car 77 - Ilott, Callum**

Lap	T/SF to I1	I1 to I2	I2 to I3A	I3A to I3	I3 to I4	I4 to I5	I5 to I6A	I6A to I6	I6 to I7A	I7A to I7	I7 to I8	I8 to I9A	I9A to I9	I9 to I10	I10 to SF	
20	T	0.5422	2.1623	3.9753	5.0123	7.7538	8.6339	5.1805	4.4274	4.8209	2.7377	2.6254	2.1801	2.4394	6.7447	3.6761
	S	148.385	136.219	77.181	122.426	166.194	78.417	72.387	83.930	122.195	110.577	58.692	78.187	57.577	87.240	129.275
21	T	0.5469	2.1363	3.9059	5.0106	7.7525	8.5843	5.1149	4.4937	4.8374	2.6755	2.6833	2.2025	2.4434	6.6821	3.6237
	S	147.110	137.876	78.552	122.468	166.222	78.870	73.315	82.692	121.778	113.148	57.426	77.391	57.483	88.058	131.144
22	T	0.5411	2.1114	3.8642	4.9096	7.6483	8.7450	5.2149	4.4855	4.8318	2.6799	2.6153	2.2014	2.4342	6.7510	3.6826
	S	148.687	139.502	79.400	124.987	168.487	77.421	71.909	82.843	121.920	112.962	58.919	77.430	57.700	87.159	129.047
23	T	0.5484	2.1483	3.8811	5.0405	7.9038	8.9490	5.2891	4.5326	4.8304	2.7411	2.6195	2.2222	2.4461	6.5853	3.6633
	S	146.708	137.106	79.054	121.741	163.040	75.656	70.901	81.982	121.955	110.440	58.825	76.705	57.420	89.352	129.727
24	T	0.5465	2.1511	3.9104	5.0196	7.7511	8.6110	5.2429	4.4798	4.9434	2.6996	2.6572	2.1966	2.4735	6.6818	3.6451
	S	147.218	136.928	78.462	122.248	166.252	78.626	71.525	82.948	119.167	112.138	57.990	77.599	56.784	88.061	130.374
25	T	0.5444	2.1454	3.9456	5.0249	7.7608	8.8908	5.3210	4.5699	4.8804	2.7689	2.6761	2.2258	2.4562	6.6541	3.6624
	S	147.786	137.292	77.762	122.119	166.044	76.151	70.475	81.313	120.705	109.331	57.580	76.581	57.184	88.428	129.758
26	T	0.5470	2.1648	3.9148	5.0316	7.7702	8.7489	5.2335	4.4725	4.8662	2.6609	2.6210	2.2337	2.4382	6.5920	3.6570
	S	147.083	136.061	78.374	121.957	165.843	77.386	71.654	83.083	121.058	113.769	58.791	76.310	57.606	89.261	129.950
27	T	0.5465	2.1321	3.9476	5.0461	7.7723	8.6561	5.1685	4.5183	4.8629	2.6867	2.6972	2.2521	2.4581	6.6298	3.6453
	S	147.218	138.148	77.723	121.606	165.799	78.216	72.555	82.241	121.140	112.676	57.130	75.687	57.139	88.752	130.367
28	T	0.5442	2.1514	3.9515	5.0445	7.7413	9.1525	5.3035	4.6155	4.9218	2.7760	2.6998	2.2396	2.4744	6.6564	3.6539
	S	147.840	136.909	77.646	121.645	166.463	73.974	70.708	80.509	119.690	109.052	57.075	76.109	56.763	88.397	130.060
29	T	0.5443	2.1563	4.0029	5.0467	7.7414	8.6966	5.2586	4.5430	4.9264	2.8470	2.6909	2.2284	2.4838	6.6179	3.6817
	S	147.813	136.598	76.649	121.592	166.460	77.852	71.312	81.794	119.578	106.332	57.264	76.492	56.548	88.912	129.078
30	T	0.5479	2.1450	4.0003	5.0552	7.7482	8.7925	5.2995	4.5794	4.9191	2.7802	2.6647	2.2269	2.4399	6.6212	3.6369
	S	146.842	137.317	76.699	121.387	166.314	77.003	70.761	81.144	119.756	108.887	57.827	76.543	57.566	88.867	130.668
31	T	0.5437	2.1558	4.0206	5.0649	7.7599	8.9591	5.2123	4.6410	4.9187	2.6982	2.6888	2.2656	2.4283	6.7124	3.6628
	S	147.976	136.629	76.312	121.155	166.064	75.571	71.945	80.067	119.766	112.196	57.308	75.236	57.841	87.660	129.744
32	T	0.5458	2.1728	4.0086	5.0689	7.8072	8.8720	5.2190	4.5864	4.8922	2.6961	2.6836	2.2779	2.5000	6.6985	3.6486
	S	147.407	135.560	76.540	121.059	165.057	76.313	71.853	81.020	120.414	112.283	57.419	74.830	56.182	87.842	130.249
33	T	0.5444	2.1366	4.0322	5.1286	7.7781	8.8745	5.2158	4.6714	4.9571	2.7342	2.7085	2.2636	2.4820	6.6839	3.6609
	S	147.786	137.857	76.092	119.650	165.675	76.291	71.897	79.546	118.838	110.719	56.892	75.302	56.589	88.034	129.812
34	T	0.5454	2.1275	4.0711	5.1373	7.9518	9.2691	5.3382	4.7035	4.9644	2.8604	2.6929	2.2662	2.5142	6.7064	3.6114
	S	147.515	138.447	75.365	119.447	162.056	73.043	70.248	79.003	118.663	105.834	57.221	75.216	55.865	87.738	131.591
35	T	0.5382	2.1048	4.0400	5.0978	7.6449	8.9013	5.3765	4.7144	5.0705	2.7541	2.8331	2.2936	2.5362	6.9297	3.6524
	S	149.488	139.940	75.945	120.373	168.562	76.061	69.748	78.820	116.180	109.919	54.390	74.317	55.380	84.911	130.114
36	T	0.5418	2.1527	4.0852	5.1972	7.9146	9.4576	5.5947	4.8271	4.9169	2.8518	2.7176				
	S	148.495	136.826	75.105	118.071	162.818	71.587	67.028	76.980	119.809	106.153	56.701				
37	T	0.6270	2.4294	4.2796	5.2053	7.8567	8.7699	5.1831	4.4982	4.8279	2.8783	2.6868	2.2326	2.5357	7.0893	3.7916
	S	128.317	121.242	71.693	117.887	164.018	77.201	72.351	82.609	122.018	105.176	57.351	76.348	55.391	83.000	125.337
38	T	0.5607	2.1762	4.1579	5.0826	7.9000	8.5937	5.0955	4.4027	4.8042	2.6307	2.6268	2.2112	2.4331	6.6697	3.7512
	S	143.489	135.349	73.792	120.733	163.119	78.784	73.594	84.401	122.620	115.075	58.661	77.087	57.727	88.221	126.687

**Event:** Honda Indy Toronto  
**Track:** Streets of Toronto  
**Report:** Section Data Report  
**Session:** Race

**Round 10**  
**1.786 mile(s)**

**NTT INDYCAR SERIES**  
**July 16, 2023**



**Section Data for Car 77 - Ilott, Callum**

Lap	T/Slap	PI to PO	PO to I8	SF to PI	
20	T	62.9120			
	S	102.200			
21	T	62.6930			
	S	102.557			
22	T	62.7162			
	S	102.519			
23	T	63.4007			
	S	101.412			
24	T	63.0096			
	S	102.042			
25	T	63.5267			
	S	101.211			
26	T	62.9523			
	S	102.134			
27	T	63.0196			
	S	102.025			
28	T	63.9263			
	S	100.578			
29	T	63.4659			
	S	101.308			
30	T	63.4569			
	S	101.322			
31	T	63.7321			
	S	100.885			
32	T	63.6776			
	S	100.971			
33	T	63.8718			
	S	100.664			
34	T	64.7598			
	S	99.284			
35	T	64.4875			
	S	99.703			
36	T	101.8015	42.7886	54.9140	53.3411
	S	63.158	16.205	100.682	98.602
37	T	64.8914			
	S	99.082			
38	T	63.0962			
	S	101.902			

Event: Honda Indy Toronto  
Track: Streets of Toronto  
Report: Section Data Report  
Session: Race

Round 10  
1.786 mile(s)  
NTT INDYCAR SERIES  
July 16, 2023



Section Data for Car 77 - Ilott, Callum

Lap	T/SF to I1	I1 to I2	I2 to I3A	I3A to I3	I3 to I4	I4 to I5	I5 to I6A	I6A to I6	I6 to I7A	I7A to I7	I7 to I8	I8 to I9A	I9A to I9	I9 to I10	I10 to SF	
39	T	0.5577	2.0878	4.0275	5.2095	7.9045	8.5693	5.1604	4.4071	4.7694	2.7314	2.5884	2.1700	2.3959	6.5164	3.6832
	S	144.261	141.079	76.181	117.792	163.026	79.008	72.669	84.316	123.515	110.832	59.531	78.550	58.623	90.297	129.026
40	T	0.5514	2.1239	3.8961	5.0342	7.8484	8.4776	5.1213	4.3880	4.8610	2.6598	2.5996	2.1953	2.3698	6.5891	3.7022
	S	145.910	138.681	78.750	121.894	164.191	79.863	73.224	84.683	121.187	113.816	59.275	77.645	59.269	89.300	128.363
41	T	0.5527	2.1036	3.8812	5.1050	7.8578	8.5090	5.1204	4.5665	5.5463	3.5759	2.8629	2.4729	3.3510	8.0896	4.0183
	S	145.566	140.020	79.052	120.203	163.995	79.568	73.236	81.373	106.213	84.658	53.823	68.929	41.914	72.736	118.266
42	T	0.6013	2.5754	4.4446	5.5746	8.3879	9.5064	5.6243	4.7871	5.0435	3.2086	2.7862	2.4326	3.0406	7.7987	3.9971
	S	133.801	114.369	69.032	110.077	153.630	71.220	66.675	77.623	116.802	94.349	55.305	70.071	46.193	75.450	118.893
43	T	0.5951	2.5246	4.3955	5.5219	8.6322	9.7060	5.7372	4.9253	5.5455	3.7067	3.1308	4.6386	5.4284	14.1290	7.0540
	S	135.195	116.670	69.803	111.128	149.282	69.755	65.363	75.445	106.229	81.670	49.218	36.747	25.874	41.645	67.370
44	T	1.1335	5.6666	5.9087	7.8638	17.2061	14.5506	6.9592	5.2822	5.9381	3.5986	2.9731				
	S	70.979	51.979	51.927	78.033	74.894	46.530	53.886	70.348	99.205	84.124	51.828				
45	T	0.6673	2.6557	4.3589	5.4626	10.2842	10.3202	5.5812	4.7667	5.0953	4.1185	2.8712	2.3687	2.7090	8.9620	4.4485
	S	120.567	110.911	70.389	112.334	125.303	65.604	67.190	77.956	115.615	73.504	53.668	71.961	51.847	65.656	106.829
46	T	0.7569	3.3286	5.4568	6.4534	17.0220	11.8752	6.2589	5.1177	5.8579	3.9243	3.0009	2.7505	2.9529	9.0163	4.7831
	S	106.295	88.489	56.227	95.087	75.704	57.013	59.915	72.609	100.563	77.142	51.348	61.972	47.565	65.261	99.355
47	T	0.8869	4.1826	4.8870	6.7884	19.7464	11.2534	5.9498	5.5669	12.1042	6.9366	3.5277	2.9166	3.1996	16.1143	7.4069
	S	90.714	70.422	62.783	90.395	65.259	60.164	63.027	66.750	48.668	43.642	43.680	58.443	43.898	36.515	64.160
48	T	1.4612	6.4422	5.5388	6.3951	14.5516	10.8032	5.9571	5.1013	6.6885	5.1240	3.1456	3.2189	3.6399	13.3856	5.3527
	S	55.061	45.721	55.394	95.954	88.556	62.671	62.950	72.842	88.075	59.080	48.986	52.954	38.587	43.958	88.783
49	T	1.4333	6.5363	4.9056	7.1041	15.0123	10.7808	5.9161	4.9250	6.7655	5.3813	3.0628				
	S	56.132	45.063	62.544	86.378	85.839	62.801	63.386	75.450	87.073	56.255	50.310				
50	T	0.6614	2.7728	4.5892	5.6425	13.5008	10.9309	6.6793	5.1134	5.5671	3.7244	2.9653				
	S	121.643	106.227	66.857	108.753	95.449	61.939	56.144	72.670	105.816	81.282	51.965				
51	T	0.6566	2.5491	4.5447	5.5648	9.5297	9.6958	5.5935	4.7438	6.1686	4.2824	2.9839	2.4338	2.9253	7.6067	3.7936
	S	122.532	115.549	67.511	110.271	135.223	69.829	67.042	78.332	95.498	70.691	51.641	70.036	48.014	77.354	125.271
52	T	0.5553	2.4579	4.4385	5.1635	7.8927	9.5943	6.3746	5.5061	5.4010	3.3749	3.1204	2.4450	2.8492	7.2117	3.7646
	S	144.885	119.836	69.127	118.841	163.269	70.567	58.827	67.487	109.071	89.700	49.382	69.716	49.296	81.591	126.236
53	T	0.5670	2.4305	4.3861	5.2165	7.8711	8.9816	5.5385	4.6277	4.9133	2.9632	2.7643	2.3073	2.5696	6.9129	3.7309
	S	141.895	121.187	69.952	117.634	163.717	75.381	67.708	80.297	119.897	102.162	55.743	73.876	54.660	85.118	127.376
54	T	0.5530	2.2915	4.1708	5.1198	7.8160	8.8833	5.4576	4.5929	4.8580	2.9870	2.6930	2.2468	2.5755	6.8552	3.7183
	S	145.487	128.538	73.563	119.856	164.872	76.216	68.712	80.906	121.262	101.348	57.219	75.865	54.535	85.834	127.808
55	T	0.5505	2.2188	4.0999	5.0786	7.8611	8.7684	5.3703	4.5519	4.8327	2.9017	2.6232	2.2715	2.5162	6.6972	3.6794
	S	146.148	132.750	74.836	120.828	163.926	77.214	69.829	81.634	121.897	104.328	58.742	75.041	55.820	87.859	129.159
56	T	0.5483	2.2443	4.0661	5.0493	7.8269	8.6505	5.3511	4.5574	4.8937	2.9446	2.6212	2.2443	2.5159	6.7403	3.6610
	S	146.735	131.242	75.458	121.529	164.642	78.267	70.079	81.536	120.377	102.808	58.786	75.950	55.827	87.297	129.808
57	T	0.5468	2.1754	3.9831	5.0286	7.8260	8.5733	5.2465	4.5233	4.8797	2.9193	2.6051	2.2096	2.4492	6.6859	3.6726
	S	147.137	135.398	77.030	122.029	164.661	78.971	71.476	82.150	120.723	103.699	59.150	77.143	57.347	88.007	129.398

**Event:** Honda Indy Toronto  
**Track:** Streets of Toronto  
**Report:** Section Data Report  
**Session:** Race

**Round 10**  
**1.786 mile(s)**

**NTT INDYCAR SERIES**  
**July 16, 2023**



**Section Data for Car 77 - Ilott, Callum**

Lap	T/Slap	PI to PO	PO to I8	SF to PI
39	T	62.7785		
	S	102.417		
40	T	62.4177		
	S	103.009		
41	T	67.6131		
	S	95.094		
42	T	69.8089		
	S	92.103		
43	T	85.6708		
	S	75.050		
44	T	114.4299	28.2588	62.1082
	S	56.188	24.538	89.020
45	T	74.6700		
	S	86.107		
46	T	88.5554		
	S	72.605		
47	T	111.4673		
	S	57.681		
48	T	96.8057		
	S	66.418		
49	T	114.0458	33.0795	68.0329
	S	56.377	20.962	81.267
50	T	97.7617	26.5813	62.1816
	S	65.768	26.086	88.915
51	T	73.0723		
	S	87.990		
52	T	70.1497		
	S	91.655		
53	T	65.7805		
	S	97.743		
54	T	64.8187		
	S	99.194		
55	T	64.0214		
	S	100.429		
56	T	63.9149		
	S	100.596		
57	T	63.3244		
	S	101.534		

Event: **Honda Indy Toronto**  
Track: **Streets of Toronto**  
Report: **Section Data Report**  
Session: **Race**

**Round 10**  
**1.786 mile(s)**

**NTT INDYCAR SERIES**  
**July 16, 2023**



**Section Data for Car 77 - Ilott, Callum**

Lap	T/SF to I1	I1 to I2	I2 to I3A	I3A to I3	I3 to I4	I4 to I5	I5 to I6A	I6A to I6	I6 to I7A	I7A to I7	I7 to I8	I8 to I9A	I9A to I9	I9 to I10	I10 to SF	
58	T	0.5483	2.2240	3.9754	5.0157	7.8606	8.7682	5.2155	4.5370	4.8398	2.9164	2.5820	2.2107	2.5048	6.6655	3.6730
	S	146.735	132.440	77.179	122.343	163.936	77.216	71.901	81.902	121.718	103.802	59.679	77.104	56.074	88.277	129.384
59	T	0.5507	2.2638	4.0289	5.0752	7.8307	8.6212	5.2378	4.5225	4.8179	2.8155	2.6101	2.1742	2.4766	6.6719	3.7076
	S	146.095	130.111	76.154	120.909	164.562	78.533	71.595	82.165	122.271	107.522	59.036	78.399	56.713	88.192	128.177
60	T	0.5537	2.2182	3.9760	5.0838	7.8410	8.5725	5.1842	4.5007	4.8149	2.8243	2.6230	2.2125	2.4484	6.7224	3.7027
	S	145.303	132.786	77.168	120.704	164.346	78.979	72.335	82.563	122.347	107.187	58.746	77.042	57.366	87.530	128.346
61	T	0.5519	2.2020	4.0000	5.0538	7.8068	8.5200	5.2666	4.5080	4.8415	2.8065	2.6245	2.1657	2.4509	6.6532	3.6989
	S	145.777	133.763	76.705	121.421	165.066	79.465	71.203	82.429	121.675	107.866	58.712	78.706	57.307	88.440	128.478
62	T	0.5527	2.2205	4.0094	5.0479	7.8372	8.5249	5.2248	4.5058	4.9009	2.8904	2.6062	2.2146	2.4476	6.6250	3.6976
	S	145.566	132.648	76.525	121.563	164.426	79.420	71.773	82.469	120.201	104.735	59.125	76.969	57.385	88.816	128.523
63	T	0.5516	2.1951	3.8888	5.0396	7.8313	8.6221	5.2157	4.5373	4.8436	2.8041	2.6360	2.1722	2.4503	6.6096	3.6980
	S	145.857	134.183	78.898	121.763	164.549	78.524	71.898	81.897	121.623	107.959	58.456	78.471	57.321	89.023	128.509
64	T	0.5509	2.2128	3.9730	5.0449	7.7996	8.7311	5.3454	4.6533	4.9317	2.9333	2.7050	2.2227	2.4914	6.7719	3.6900
	S	146.042	133.110	77.226	121.635	165.218	77.544	70.154	79.855	119.450	103.204	56.965	76.688	56.376	86.890	128.788
65	T	0.5483	2.2282	3.9906	5.0323	7.8107	8.6774	5.2351	4.5897	4.8349	2.7517	2.6946	2.2363	2.5096	6.6906	3.6959
	S	146.735	132.190	76.885	121.940	164.983	78.024	71.632	80.962	121.841	110.015	57.185	76.222	55.967	87.946	128.582
66	T	0.5532	2.1876	3.9685	5.0421	7.7762	8.6158	5.2535	4.5383	4.8573	2.8322	2.7039	2.2475	2.4615	6.6512	3.6897
	S	145.435	134.643	77.313	121.703	165.715	78.582	71.381	81.879	121.279	106.888	56.988	75.842	57.061	88.467	128.798
67	T	0.5507	2.1807	3.9487	5.0513	7.8608	9.1040	5.2296	4.5535	4.8163	2.8558	2.6278	2.2038	2.5632	6.6300	3.6869
	S	146.095	135.069	77.701	121.481	163.932	74.368	71.707	81.606	122.312	106.004	58.639	77.346	54.797	88.749	128.896
68	T	0.5493	2.2063	3.9354	5.0234	7.8574	8.6321	5.2330	4.5355	4.8718	2.8076	2.6060	2.2447	2.5071	6.5683	3.6605
	S	146.467	133.502	77.964	122.156	164.003	78.433	71.661	81.929	120.919	107.824	59.129	75.936	56.023	89.583	129.826
69	T	0.5484	2.1837	3.9163	5.0422	7.8535	8.6787	5.1731	4.5786	4.9007	2.7907	2.6596	2.2892	2.5318	6.7824	3.7572
	S	146.708	134.884	78.344	121.700	164.084	78.012	72.490	81.158	120.205	108.477	57.938	74.460	55.476	86.755	126.484
70	T	0.5559	2.2347	3.9377	5.0163	7.8249	8.7987	5.2769	4.5795	4.8630	2.8202	2.6692	2.4002	2.7908	7.0027	3.6940
	S	144.728	131.805	77.918	122.328	164.684	76.948	71.064	81.142	121.137	107.342	57.729	71.017	50.328	84.026	128.648
71	T	0.5475	2.1992	4.0698	4.9635	7.7202	9.2648	5.4000	4.6311	4.9546	2.8720	2.6630	2.2668	2.5052	6.6474	3.6851
	S	146.949	133.933	75.389	123.630	166.917	73.077	69.444	80.238	118.898	105.406	57.864	75.196	56.065	88.517	128.959
72	T	0.5485	2.1540	3.9267	5.0483	7.7842	8.5762	5.1813	4.5239	4.8170	2.7628	2.6140	2.2143	2.4730	6.7109	3.6851
	S	146.681	136.743	78.136	121.553	165.545	78.945	72.376	82.140	122.294	109.573	58.948	76.979	56.795	87.680	128.959
73	T	0.5501	2.1397	3.8561	5.0050	7.8197	8.6485	5.1703	4.5574	4.8555	2.7664	2.6082	2.1709	2.4685	6.7431	3.6224
	S	146.254	137.657	79.567	122.605	164.794	78.285	72.530	81.536	121.324	109.430	59.079	78.518	56.899	87.261	131.191
74	T	0.5404	2.2823	4.1136	5.0538	7.7907	8.6875	5.1861	4.5593	4.8277	2.7194	2.6300	2.2546	2.4947	6.6779	3.6778
	S	148.880	129.056	74.586	121.421	165.407	77.933	72.309	81.502	122.023	111.321	58.590	75.603	56.301	88.113	129.215
75	T	0.5495	2.2602	4.0166	5.0281	7.8248	8.6549	5.2096	4.5928	4.8280	2.7501	2.6466	2.2260	2.4729	6.6661	3.6564
	S	146.414	130.318	76.388	122.041	164.686	78.227	71.982	80.907	122.016	110.079	58.222	76.574	56.798	88.269	129.971
76	T	0.5457	2.1274	3.9070	5.0271	7.7652	8.7400	5.3154	4.6277	4.8983	2.9267	2.7932	2.3436	2.6037	6.8424	3.6440
	S	147.434	138.453	78.530	122.066	165.950	77.465	70.550	80.297	120.264	103.436	55.166	72.732	53.944	85.995	130.414

**Event:** Honda Indy Toronto  
**Track:** Streets of Toronto  
**Report:** Section Data Report  
**Session:** Race

**Round 10**  
**1.786 mile(s)**

**NTT INDYCAR SERIES**  
**July 16, 2023**



**Section Data for Car 77 - Ilott, Callum**

Lap	T/Slap	PI to PO	PO to I8	SF to PI
58	T	63.5369		
	S	101.195		
59	T	63.4046		
	S	101.406		
60	T	63.2783		
	S	101.608		
61	T	63.1503		
	S	101.814		
62	T	63.3055		
	S	101.565		
63	T	63.0953		
	S	101.903		
64	T	64.0570		
	S	100.373		
65	T	63.5259		
	S	101.212		
66	T	63.3785		
	S	101.448		
67	T	63.8631		
	S	100.678		
68	T	63.2384		
	S	101.672		
69	T	63.6861		
	S	100.958		
70	T	64.4647		
	S	99.738		
71	T	64.3902		
	S	99.854		
72	T	63.0202		
	S	102.024		
73	T	62.9818		
	S	102.087		
74	T	63.4958		
	S	101.260		
75	T	63.3826		
	S	101.441		
76	T	64.1074		
	S	100.294		

Event: Honda Indy Toronto  
Track: Streets of Toronto  
Report: Section Data Report  
Session: Race

Round 10  
1.786 mile(s)  
NTT INDYCAR SERIES  
July 16, 2023



Section Data for Car 77 - Ilott, Callum

Lap	T/SF to I1	I1 to I2	I2 to I3A	I3A to I3	I3 to I4	I4 to I5	I5 to I6A	I6A to I6	I6 to I7A	I7A to I7	I7 to I8	I8 to I9A	I9A to I9	I9 to I10	I10 to SF	
77	T	0.5433	2.2090	4.0562	4.9511	7.4890	9.0951	5.3417	4.5837	4.8535	2.7692	2.6848	2.2055	2.5027	6.7656	3.6641
	S	148.085	133.339	75.642	123.939	172.071	74.441	70.202	81.068	121.374	109.319	57.394	77.286	56.121	86.971	129.698
78	T	0.5448	2.1295	3.9158	5.0277	7.6909	8.8209	5.5530	4.6613	4.8806	2.7857	2.7873	2.2646	2.5584	6.7101	3.7072
	S	147.677	138.317	78.354	122.051	167.553	76.755	67.531	79.718	120.701	108.672	55.283	75.269	54.899	87.690	128.190
79	T	0.5502	2.1438	3.9923	4.9886	7.5590	8.8409	5.3274	4.6368	4.8387	2.7020	2.6964	2.2261	2.5731	6.6778	3.6041
	S	146.228	137.394	76.852	123.008	170.477	76.581	70.391	80.140	121.746	112.038	57.147	76.571	54.586	88.114	131.857
80	T	0.5321	2.1465	3.9846	4.9555	7.4758	9.2471	5.5552	4.7249	4.8811	2.7915	2.7608	2.3131	2.5676	6.7929	3.7086
	S	151.202	137.221	77.001	123.829	172.374	73.217	67.504	78.645	120.688	108.446	55.814	73.691	54.703	86.621	128.142
81	T	0.5381	2.0917	4.0578	5.0228	7.5820	8.9272	5.2932	4.6705	4.8472	2.6593	2.6963	2.2536	2.6656	7.8196	5.4290
	S	149.516	140.816	75.612	122.170	169.960	75.841	70.846	79.561	121.532	113.837	57.149	75.637	52.692	75.248	87.535
82	T	0.8655	3.6585			10.6418	10.6921	7.1628	5.7488	5.6861	3.6815	4.5780				
	S	92.957	80.510			121.092	63.322	52.354	64.638	103.602	82.229	33.659				

**Event:** Honda Indy Toronto  
**Track:** Streets of Toronto  
**Report:** Section Data Report  
**Session:** Race

**Round 10**  
**1.786 mile(s)**

**NTT INDYCAR SERIES**  
**July 16, 2023**



**Section Data for Car 77 - Ilott, Callum**

Lap	T/Slap	PI to PO	PO to I8	SF to PI
77	T	63.7145		
	S	100.913		
78	T	64.0378		
	S	100.403		
79	T	63.3572		
	S	101.482		
80	T	64.4373		
	S	99.781		
81	T	66.5539		
	S	96.607		
82	T			75.7931
	S			69.393

**Event:** Honda Indy Toronto  
**Track:** Streets of Toronto  
**Report:** Section Data Report  
**Session:** Race

**Round 10**  
**1.786 mile(s)**

**NTT INDYCAR SERIES**  
**July 16, 2023**



**Section Data for Car 78 - Canapino, Agustin (R)**

Lap	T/SF to I1	I1 to I2	I2 to I3A	I3A to I3	I3 to I4	I4 to I5	I5 to I6A	I6A to I6	I6 to I7A	I7A to I7	I7 to I8	I8 to I9A	I9A to I9	I9 to I10	I10 to SF	
1	T	0.5659	2.4529	5.1948	5.4397	10.0112	18.9400	8.7217	6.8312	8.7415	5.6340	3.3846	3.2288	4.4203	10.4014	6.9474
	S	142.171	120.080	59.063	112.807	128.719	35.747	42.996	54.396	67.390	53.732	45.527	52.792	31.775	56.570	68.404
2	T	1.2495	6.3046			22.4216	14.1635	6.7933	5.4293	7.0731	5.6984	3.6184	2.9909	3.5327	12.8649	7.8986
	S	64.389	46.719			57.473	47.802	55.201	68.442	83.286	53.125	42.585	56.991	39.758	45.738	60.166
3	T	1.6454	6.9635			19.6206	12.8210	6.9200	5.3806	6.4943	4.1505	3.2215	2.8000	2.9956	8.9043	10.2319
	S	48.897	42.298			65.678	52.808	54.191	69.061	90.709	72.938	47.832	60.877	46.887	66.081	46.446
4	T	1.9968	8.7134			17.2743	13.1415	6.5099	5.0235	5.8949	3.9669	3.2587	2.6806	2.9940	8.8517	10.0860
	S	40.292	33.804			74.598	51.520	57.605	73.971	99.932	76.313	47.286	63.588	46.912	66.474	47.118
5	T	2.2701	8.8247			18.4565	14.2407	6.5603	5.0180	5.8909	3.6730	3.2265	2.6230	2.9192	7.8845	7.4753
	S	35.441	33.377			69.820	47.543	57.162	74.052	100.000	82.420	47.758	64.985	48.114	74.629	63.573
6	T	1.3563	6.8195			18.2383	11.5997	6.6530	5.2231	7.4038	4.3840	3.4078	2.7610	3.0715	8.4716	7.2753
	S	59.319	43.192			70.656	58.367	56.366	71.144	79.566	69.053	45.217	61.737	45.728	69.457	65.321
7	T	1.3497	6.0344			19.1023	13.1439	6.6746	5.0700	6.6696	4.6633	3.2627	2.7872	3.0879	10.3709	7.3055
	S	59.609	48.811			67.460	51.510	56.183	73.292	88.325	64.917	47.228	61.156	45.485	56.737	65.051
8	T	1.4093	5.1108			19.7908	11.0919	5.9343	4.8334	6.4160	4.0061	3.1932	2.6211	2.8991	7.3430	3.9234
	S	57.088	57.632			65.113	61.040	63.192	76.880	91.816	75.567	48.256	65.032	48.448	80.132	121.126
9	T	0.5642	2.8005	5.0573	5.3411	15.2355	9.9770	5.5396	4.8317	7.5924	5.0862	3.0253	3.1192	3.0929	7.3259	3.7519
	S	142.599	105.176	60.668	114.890	84.581	67.861	67.694	76.907	77.590	59.519	50.934	54.647	45.412	80.319	126.663
10	T	0.5485	2.3372	4.5512	5.0832	7.8007	9.4239	5.7170	4.6515	4.8518	3.1988	2.7785	2.3451	2.6516	6.7760	3.6844
	S	146.681	126.025	67.415	120.719	165.195	71.843	65.594	79.886	121.417	94.638	55.458	72.685	52.970	86.837	128.984
11	T	0.5442	2.3305	4.1059	5.0503	7.7733	8.9710	5.5467	4.5497	4.8067	3.0332	2.7218	2.3160	2.6277	6.6103	3.6674
	S	147.840	126.387	74.726	121.505	165.777	75.470	67.608	81.674	122.556	99.805	56.614	73.599	53.452	89.014	129.582
12	T	0.5443	2.2340	4.0275	5.0121	7.7256	8.7266	5.2583	4.4964	4.8096	2.8605	2.6693	2.2854	2.5801	6.5531	3.6552
	S	147.813	131.847	76.181	122.431	166.801	77.584	71.316	82.642	122.482	105.830	57.727	74.584	54.438	89.791	130.014
13	T	0.5436	2.1333	3.9919	4.8832	7.5189	9.0150	5.3538	4.5126	4.7764	2.8951	2.6691	2.2554	2.6334	6.6479	3.6543
	S	148.003	138.070	76.860	125.663	171.386	75.102	70.044	82.345	123.334	104.565	57.731	75.576	53.336	88.511	130.046
14	T	0.5440	2.1599	3.9292	4.9676	7.6756	8.5854	5.3075	4.5101	4.9043	2.8689	2.6671	2.2572	2.6118	6.6071	3.6651
	S	147.894	136.370	78.087	123.528	167.887	78.860	70.655	82.391	120.117	105.520	57.775	75.516	53.777	89.057	129.663
15	T	0.5450	2.1679	3.9897	4.9991	7.7250	8.6370	5.2291	4.5185	4.8412	2.8644	2.6596	2.2379	2.6053	6.6056	3.6428
	S	147.623	135.867	76.903	122.749	166.814	78.389	71.714	82.238	121.683	105.686	57.938	76.167	53.911	89.077	130.457
16	T	0.5425	2.1601	3.9026	4.8850	7.4198	9.3290	5.5037	4.6073	4.8530	2.8704	2.6703	2.2399	2.5997	6.5933	3.6496
	S	148.303	136.357	78.619	125.616	173.675	72.574	68.136	80.653	121.387	105.465	57.705	76.099	54.027	89.243	130.214
17	T	0.5424	2.1827	4.0477	4.9266	7.4882	8.7554	5.3036	4.5111	4.8509	2.8149	2.6290	2.2088	2.6159	6.6182	3.6773
	S	148.331	134.945	75.801	124.556	172.089	77.329	70.707	82.373	121.440	107.545	58.612	77.171	53.693	88.908	129.233
18	T	0.5504	2.1448	3.9612	5.0209	7.8081	8.4569	5.1919	4.4700	4.8224	2.7565	2.6395	2.2368	2.5756	6.5580	3.6606
	S	146.175	137.330	77.456	122.216	165.038	80.058	72.228	83.130	122.157	109.823	58.379	76.205	54.533	89.724	129.822
19	T	0.5467	2.1103	3.9413	4.9740	7.7805	8.6229	5.1691	4.4736	4.7816	2.7541	2.6050	2.2117	2.5160	6.5148	3.6426
	S	147.164	139.575	77.847	123.369	165.624	78.517	72.546	83.063	123.200	109.919	59.152	77.069	55.825	90.319	130.464

**Event:** Honda Indy Toronto  
**Track:** Streets of Toronto  
**Report:** Section Data Report  
**Session:** Race

**Round 10**  
**1.786 mile(s)**

**NTT INDYCAR SERIES**  
**July 16, 2023**



**Section Data for Car 78 - Canapino, Agustin (R)**

Lap	T/Slap	PI to PO	PO to I8	SF to PI
1	T	100.9154	92.3685	
	S	63.713	59.857	
2	T	125.1561		
	S	51.373		
3	T	116.8955		
	S	55.003		
4	T	112.6080		
	S	57.097		
5	T	109.7930		
	S	58.561		
6	T	108.9970		
	S	58.989		
7	T	108.9662		
	S	59.005		
8	T	100.1813		
	S	64.180		
9	T	82.3407		
	S	78.085		
10	T	66.3994		
	S	96.832		
11	T	64.6547		
	S	99.445		
12	T	63.4380		
	S	101.353		
13	T	63.4839		
	S	101.279		
14	T	63.2608		
	S	101.636		
15	T	63.2681		
	S	101.625		
16	T	63.8262		
	S	100.736		
17	T	63.1727		
	S	101.778		
18	T	62.8536		
	S	102.295		
19	T	62.6442		
	S	102.637		

Event: Honda Indy Toronto  
Track: Streets of Toronto  
Report: Section Data Report  
Session: Race

Round 10  
1.786 mile(s)  
NTT INDYCAR SERIES  
July 16, 2023



Section Data for Car 78 - Canapino, Agustin (R)

Lap	T/SF to I1	I1 to I2	I2 to I3A	I3A to I3	I3 to I4	I4 to I5	I5 to I6A	I6A to I6	I6 to I7A	I7A to I7	I7 to I8	I8 to I9A	I9A to I9	I9 to I10	I10 to SF	
20	T	0.5433	2.1425	4.0303	5.0008	7.7634	8.5691	5.2851	4.5131	4.8411	2.7396	2.6275	2.2348	2.5450	6.5242	3.6675
	S	148.085	137.477	76.128	122.708	165.989	79.010	70.954	82.336	121.685	110.501	58.645	76.273	55.188	90.189	129.578
21	T	0.5469	2.1343	3.9601	5.0254	7.7684	8.5241	5.1395	4.4761	4.8094	2.7029	2.5967	2.2288	2.5851	6.4721	3.6378
	S	147.110	138.006	77.477	122.107	165.882	79.427	72.964	83.017	122.487	112.001	59.341	76.478	54.332	90.915	130.636
22	T	0.5441	2.1156	3.9704	4.9909	7.7690	8.5532	5.1998	4.5321	4.8586	2.7144	2.6264	2.2195	2.5107	6.4957	3.6227
	S	147.867	139.225	77.276	122.951	165.869	79.157	72.118	81.991	121.247	111.526	58.670	76.799	55.942	90.584	131.180
23	T	0.5430	2.1057	3.9364	4.9995	7.7440	8.8466	5.1895	4.5455	4.8263	2.6774	2.6894	2.2344	2.5554	6.5224	3.6349
	S	148.167	139.880	77.944	122.740	166.404	76.532	72.261	81.749	122.058	113.068	57.296	76.286	54.964	90.214	130.740
24	T	0.5436	2.1341	3.9752	4.9608	7.7745	8.5036	5.1532	4.5498	4.8425	2.6854	2.6175	2.2555	2.5426	6.5196	3.6335
	S	148.003	138.019	77.183	123.697	165.752	79.619	72.770	81.672	121.650	112.731	58.869	75.573	55.241	90.252	130.790
25	T	0.5430	2.1009	3.9212	4.9668	7.7456	8.8109	5.1667	4.5827	4.8371	2.7243	2.6232	2.2176	2.5484	6.6154	3.6728
	S	148.167	140.200	78.246	123.548	166.370	76.842	72.580	81.086	121.786	111.121	58.742	76.864	55.115	88.945	129.391
26	T	0.5475	2.1254	3.9490	4.9665	7.6729	8.7637	5.3920	4.5665	4.9255	2.7858	2.6202	2.2180	2.5734	6.5187	3.6409
	S	146.949	138.584	77.695	123.555	167.946	77.256	69.547	81.373	119.600	108.668	58.809	76.851	54.579	90.265	130.525
27	T	0.5439	2.1146	3.9483	4.9699	7.9213	9.1042	5.2247	4.5899	4.9230	2.7802	2.6433	2.2468	2.5903	6.5805	3.6425
	S	147.922	139.291	77.709	123.471	162.680	74.366	71.774	80.958	119.661	108.887	58.295	75.865	54.223	89.417	130.467
28	T	0.5456	2.1406	3.9553	4.9477	7.5908	8.7840	5.1761	4.5733	4.8431	2.7144	2.6396	2.2256	2.5963	6.6709	3.6722
	S	147.461	137.599	77.571	124.025	169.763	77.077	72.448	81.252	121.635	111.526	58.377	76.588	54.098	88.205	129.412
29	T	0.5476	2.1534	3.9794	4.9638	7.5646	8.7413	5.2294	4.6527	4.8720	2.7582	2.6826	2.2440	2.5801	6.5776	3.6574
	S	146.922	136.782	77.102	123.622	170.351	77.454	71.710	79.866	120.914	109.755	57.441	75.960	54.438	89.457	129.936
30	T	0.5478	2.1112	3.9945	4.9788	7.6662	8.7631	5.2384	4.6265	4.8747	2.7259	2.6728	2.2540	2.5135	6.5879	3.6542
	S	146.868	139.516	76.810	123.250	168.093	77.261	71.587	80.318	120.847	111.056	57.651	75.623	55.880	89.317	130.050
31	T	0.5452	2.0979	4.0289	5.0850	7.7559	8.7941	5.2680	4.6924	4.9111	2.7675	2.6798	2.2336	2.5480	6.5313	3.6358
	S	147.569	140.400	76.154	120.676	166.149	76.989	71.185	79.190	119.951	109.387	57.501	76.314	55.123	90.091	130.708
32	T	0.5439	2.0990	4.0027	5.0234	7.7346	8.8970	5.2556	4.6535	4.9438	2.8624	2.6781	2.2906	2.6434	6.6328	3.6580
	S	147.922	140.327	76.653	122.156	166.607	76.098	71.352	79.852	119.158	105.760	57.537	74.415	53.134	88.712	129.915
33	T	0.5446	2.1001	4.0659	5.0792	7.8918	9.0745	5.3046	4.7044	5.0001	2.8234	2.7252	2.2571	2.6177	6.6830	3.6178
	S	147.731	140.253	75.461	120.814	163.288	74.610	70.693	78.988	117.816	107.221	56.543	75.519	53.656	88.046	131.358
34	T	0.5379	2.1387	4.0578	5.0217	7.4687	8.9548	5.3284	4.7392	4.9857	2.8807	2.6488				
	S	149.572	137.722	75.612	122.197	172.538	75.607	70.378	78.408	118.156	105.088	58.174				
35	T	0.6116	2.3636	4.1715	4.9788	7.6203	8.5655	5.1457	4.4386	4.7948	2.6670	2.5710	2.1490	2.5511	6.5186	3.6307
	S	131.548	124.617	73.551	123.250	169.106	79.043	72.876	83.718	122.860	113.509	59.934	79.318	55.056	90.266	130.891
36	T	0.5434	2.0766	3.9212	4.9653	7.8172	8.3979	5.1823	4.4223	4.8258	2.6920	2.6008	2.2087	2.5592	6.5620	3.6702
	S	148.058	141.840	78.246	123.585	164.846	80.621	72.362	84.027	122.071	112.454	59.248	77.174	54.882	89.669	129.483
37	T	0.5515	2.1238	3.9863	5.0642	7.8604	8.5554	5.2624	4.4493	4.8209	2.6758	2.6197	2.2264	2.5591	6.4503	3.6439
	S	145.883	138.688	76.968	121.171	163.940	79.137	71.260	83.517	122.195	113.135	58.820	76.561	54.884	91.222	130.417
38	T	0.5487	2.1101	3.9291	5.0011	7.7411	8.7405	5.2407	4.5591	4.9120	2.7876	2.7067	2.2438	2.6006	6.5516	3.6582
	S	146.628	139.588	78.089	122.700	166.467	77.461	71.555	81.505	119.929	108.598	56.929	75.967	54.009	89.812	129.907

Event: Honda Indy Toronto  
 Track: Streets of Toronto  
 Report: Section Data Report  
 Session: Race

Round 10  
 1.786 mile(s)  
 NTT INDYCAR SERIES  
 July 16, 2023



Section Data for Car 78 - Canapino, Agustin (R)

Lap	T/Slap	PI to PO	PO to I8	SF to PI
20	T	63.0273		
	S	102.013		
21	T	62.6076		
	S	102.697		
22	T	62.7231		
	S	102.508		
23	T	63.0504		
	S	101.976		
24	T	62.6914		
	S	102.560		
25	T	63.0766		
	S	101.933		
26	T	63.2660		
	S	101.628		
27	T	63.8234		
	S	100.740		
28	T	63.0755		
	S	101.935		
29	T	63.2041		
	S	101.728		
30	T	63.2095		
	S	101.719		
31	T	63.5745		
	S	101.135		
32	T	63.9188		
	S	100.590		
33	T	64.4894		
	S	99.700		
34	T	86.9830	29.6043	53.5410
	S	73.918	23.423	103.264
35	T	62.7778		
	S	102.418		
36	T	62.4449		
	S	102.964		
37	T	62.8494		
	S	102.302		
38	T	63.3309		
	S	101.524		

**Event:** Honda Indy Toronto  
**Track:** Streets of Toronto  
**Report:** Section Data Report  
**Session:** Race

**Round 10**  
**1.786 mile(s)**

**NTT INDYCAR SERIES**  
**July 16, 2023**



**Section Data for Car 78 - Canapino, Agustin (R)**

Lap	T/SF to I1	I1 to I2	I2 to I3A	I3A to I3	I3 to I4	I4 to I5	I5 to I6A	I6A to I6	I6 to I7A	I7A to I7	I7 to I8	I8 to I9A	I9A to I9	I9 to I10	I10 to SF	
39	T	0.5491	2.1247	3.9735	5.0564	7.7910	8.6278	5.1356	4.5334	4.8374	2.7218	2.6508	2.2246	2.5330	6.5237	3.6595
	S	146.521	138.629	77.216	121.358	165.401	78.473	73.020	81.967	121.778	111.223	58.130	76.623	55.450	90.196	129.861
40	T	0.5469	2.1263	3.9847	5.0556	7.7868	8.5739	5.2475	4.5690	4.8192	2.8933	2.7124	2.3127	2.6852	6.7058	3.6634
	S	147.110	138.525	76.999	121.378	165.490	78.966	71.463	81.329	122.238	104.630	56.810	73.704	52.307	87.746	129.723
41	T	0.5456	2.2019	4.0230	4.9986	7.5389	8.5940	5.1459	4.5500	4.8362	2.7336	2.6470	2.2896	2.6842	7.3854	4.2661
	S	147.461	133.769	76.266	122.762	170.932	78.781	72.874	81.668	121.809	110.743	58.213	74.447	52.326	79.672	111.396
42	T	0.6994	2.9578	4.4815	6.4455	9.9042	10.2488	5.9693	5.0192	5.8422	3.4963	2.9789	2.6368	3.0777	8.1887	4.9861
	S	115.034	99.583	68.463	95.204	130.110	66.061	62.821	74.034	100.834	86.585	51.727	64.644	45.636	71.856	95.310
43	T	0.7779	3.0761	4.9632	7.1126	10.8559	10.5128	6.1745	5.3117	6.2301	4.3826	4.0327	4.4096	5.3958	14.4528	7.6821
	S	103.425	95.753	61.819	86.275	118.704	64.402	60.734	69.957	94.556	69.075	38.210	38.655	26.030	40.712	61.862
44	T	1.4683	5.2663	5.8948	7.7317	17.5814	14.2343	6.8539	5.4521	6.1123	3.2427	3.0323	2.7369	3.0985	8.1747	6.4784
	S	54.794	55.930	52.049	79.366	73.295	47.564	54.713	68.156	96.378	93.357	50.817	62.280	45.330	71.979	73.356
45	T	1.1649	4.6792	4.8919	8.6285	16.3855	10.3527	5.7303	5.0920	7.6773	4.6328	3.1988	2.7661	3.7162	7.4742	3.8475
	S	69.066	62.948	62.720	71.117	78.645	65.398	65.442	72.975	76.732	65.344	48.171	61.623	37.795	78.725	123.516
46	T	0.5591	2.4643	4.9246	7.7020	16.1273	11.6913	6.0826	4.9744	5.6512	3.3009	2.9059	2.5612	3.0656	10.1810	5.9708
	S	143.900	119.525	62.303	79.672	79.904	57.910	61.651	74.701	104.242	91.711	53.027	66.553	45.816	57.795	79.592
47	T	1.0337	3.4902	4.7841	8.2658	17.4921	11.3135	6.7601	7.4103	11.5429	5.8761	3.5191	3.1708	4.2538	15.1449	7.7016
	S	77.832	84.392	64.133	74.238	73.670	59.844	55.473	50.145	51.035	51.518	43.787	53.758	33.019	38.852	61.705
48	T	1.1451	3.7349	4.9121	7.0858	14.4588	10.8703	6.0913	5.0646	8.7781	4.8322	3.1976	3.0549	4.1639	12.6687	8.3922
	S	70.260	78.863	62.462	86.601	89.125	62.284	61.563	73.370	67.109	62.648	48.190	55.797	33.731	46.446	56.627
49	T	1.6304	4.6764	4.9726	6.8037	12.9882	10.9036	6.3342	7.1362	7.9006	4.5680	3.1574				
	S	49.347	62.986	61.702	90.192	99.216	62.094	59.202	52.071	74.563	66.271	48.803				
50	T	0.8558	3.4244	4.8565	7.0043	14.0208	11.5128	6.5203	5.0842	6.3992	3.7626	3.1453	2.8046	3.2348	9.5960	7.6828
	S	94.011	86.014	63.177	87.609	91.909	58.808	57.513	73.087	92.057	80.457	48.991	60.777	43.420	61.318	61.856
51	T	1.2544	4.7752	5.0272	6.9159	13.7974	11.0093	6.0454	5.0945	7.9441	4.3872	3.0594	2.5078	3.3682	8.8152	3.8441
	S	64.138	61.682	61.032	88.728	93.397	61.498	62.031	72.940	74.155	69.002	50.366	67.970	41.700	66.749	123.625
52	T	0.5515	2.3019	4.6792	5.1802	7.7015	10.7118	6.3512	5.2447	5.3329	3.3151	3.1681	2.4274	2.8597	7.0851	3.7459
	S	145.883	127.958	65.571	118.458	167.323	63.206	59.044	70.851	110.464	91.318	48.638	70.221	49.115	83.049	126.866
53	T	0.5502	2.2402	4.2986	5.0683	7.8018	9.0404	5.5668	4.5975	4.8876	2.9998	2.7205	2.3437	2.6809	6.8006	3.7175
	S	146.228	131.482	71.376	121.073	165.172	74.891	67.364	80.825	120.528	100.916	56.641	72.729	52.391	86.523	127.835
54	T	0.5514	2.2106	4.1691	5.1004	7.8743	8.9288	5.4835	4.5062	4.9534	3.0421	2.6729	2.2676	2.6150	6.6403	3.6877
	S	145.910	133.242	73.593	120.311	163.651	75.827	68.387	82.462	118.927	99.513	57.649	75.170	53.711	88.612	128.868
55	T	0.5505	2.2974	4.0450	5.0408	7.8453	8.7711	5.3552	4.4851	4.8426	2.9790	2.6735	2.2472	2.5760	6.6264	3.6632
	S	146.148	128.208	75.851	121.734	164.256	77.190	70.025	82.850	121.648	101.620	57.636	75.852	54.524	88.798	129.730
56	T	0.5461	2.1858	4.0348	5.0464	7.8753	8.6604	5.3215	4.5025	4.8415	2.9490	2.6273	2.2330	2.5836	6.5251	3.6814
	S	147.326	134.754	76.043	121.599	163.630	78.177	70.469	82.530	121.675	102.654	58.650	76.334	54.364	90.176	129.089
57	T	0.5498	2.1576	4.0329	5.0308	7.8526	8.6699	5.2064	4.4623	4.7844	2.8639	2.5956	2.1951	2.5520	6.5374	3.6772
	S	146.334	136.515	76.079	121.976	164.103	78.091	72.027	83.273	123.127	105.705	59.366	77.652	55.037	90.007	129.236

**Event:** Honda Indy Toronto  
**Track:** Streets of Toronto  
**Report:** Section Data Report  
**Session:** Race

**Round 10**  
**1.786 mile(s)**

**NTT INDYCAR SERIES**  
**July 16, 2023**



**Section Data for Car 78 - Canapino, Agustin (R)**

Lap	T/SLap	PI to PO	PO to I8	SF to PI
39	T	62.9423		
	S	102.151		
40	T	63.6827		
	S	100.963		
41	T	64.4400		
	S	99.777		
42	T	76.9324		
	S	83.575		
43	T	95.3704		
	S	67.417		
44	T	97.3586		
	S	66.040		
45	T	90.2379		
	S	71.252		
46	T	88.1622		
	S	72.929		
47	T	111.7590		
	S	57.531		
48	T	98.4505		
	S	65.308		
49	T	109.2372	28.1066	73.3344
	S	58.859	24.671	75.392
50	T	89.9044		
	S	71.516		
51	T	87.8453		
	S	73.192		
52	T	70.6562		
	S	90.998		
53	T	65.3144		
	S	98.441		
54	T	64.7033		
	S	99.371		
55	T	63.9983		
	S	100.465		
56	T	63.6137		
	S	101.073		
57	T	63.1679		
	S	101.786		

**Event:** Honda Indy Toronto  
**Track:** Streets of Toronto  
**Report:** Section Data Report  
**Session:** Race

**Round 10**  
**1.786 mile(s)**

**NTT INDYCAR SERIES**  
**July 16, 2023**



**Section Data for Car 78 - Canapino, Agustin (R)**

Lap	T/SF to I1	I1 to I2	I2 to I3A	I3A to I3	I3 to I4	I4 to I5	I5 to I6A	I6A to I6	I6 to I7A	I7A to I7	I7 to I8	I8 to I9A	I9A to I9	I9 to I10	I10 to SF	
58	T	0.5502	2.2005	3.9846	5.0165	7.8781	8.6609	5.2009	4.4742	4.8332	2.8912	2.6080	2.2191	2.6376	6.5137	3.6417
	S	146.228	133.854	77.001	122.324	163.572	78.173	72.103	83.052	121.884	104.706	59.084	76.812	53.251	90.334	130.496
59	T	0.5453	2.1924	4.0119	5.0245	7.8597	8.5644	5.2059	4.5243	4.8206	2.8284	2.6305	2.2162	2.6216	6.5189	3.6661
	S	147.542	134.348	76.477	122.129	163.955	79.053	72.034	82.132	122.203	107.031	58.579	76.913	53.576	90.262	129.627
60	T	0.5487	2.2094	3.9830	5.0052	7.8738	8.7444	5.2170	4.4880	4.7935	2.8826	2.6579	2.2394	2.5879	6.5314	3.6512
	S	146.628	133.315	77.032	122.600	163.661	77.426	71.880	82.797	122.894	105.019	57.975	76.116	54.274	90.089	130.156
61	T	0.5469	2.1326	3.9749	5.0105	7.8237	8.6464	5.2325	4.4783	4.7760	2.8158	2.6056	2.2346	2.5760	6.5160	3.6454
	S	147.110	138.116	77.189	122.470	164.709	78.304	71.667	82.976	123.344	107.510	59.138	76.280	54.524	90.302	130.364
62	T	0.5449	2.1432	3.9871	5.0294	7.8184	8.6641	5.2463	4.5401	4.8428	2.8641	2.6092	2.2680	2.6100	6.5288	3.6839
	S	147.650	137.433	76.953	122.010	164.821	78.144	71.479	81.846	121.643	105.697	59.057	75.156	53.814	90.125	129.001
63	T	0.5504	2.1617	3.9814	5.0173	7.8577	8.6453	5.2094	4.4849	4.8530	2.9358	2.6342	2.2514	2.5712	6.4958	3.6459
	S	146.175	136.256	77.063	122.304	163.997	78.314	71.985	82.854	121.387	103.116	58.496	75.710	54.626	90.583	130.346
64	T	0.5462	2.1630	3.9607	5.0280	7.8394	8.7304	5.1941	4.5339	4.8253	2.9370	2.6325	2.2195	2.5742	6.4760	3.6561
	S	147.299	136.175	77.466	122.044	164.379	77.550	72.197	81.958	122.084	103.074	58.534	76.799	54.562	90.860	129.982
65	T	0.5464	2.2320	3.9942	5.0206	7.8737	8.8158	5.2720	4.5468	4.7951	2.9229	2.6233	2.2715	2.6090	6.5715	3.6629
	S	147.245	131.965	76.816	122.224	163.663	76.799	71.131	81.726	122.853	103.571	58.739	75.041	53.835	89.540	129.741
66	T	0.5456	2.2085	3.9857	5.0110	7.8258	8.6567	5.1706	4.5345	4.8105	2.8559	2.6363	2.2316	2.5709	6.5482	3.6337
	S	147.461	133.369	76.980	122.458	164.665	78.211	72.525	81.947	122.459	106.001	58.450	76.382	54.632	89.858	130.783
67	T	0.5439	2.1977	3.9926	5.0083	7.8295	8.6244	5.1910	4.5278	4.8357	2.9031	2.6064	2.2228	2.5557	6.5264	3.6325
	S	147.922	134.024	76.847	122.524	164.587	78.503	72.240	82.069	121.821	104.277	59.120	76.685	54.957	90.158	130.827
68	T	0.5439	2.1573	3.9578	5.0143	7.8821	8.6619	5.2512	4.5346	4.7606	2.8481	2.6707	2.2652	2.5688	6.5595	3.6235
	S	147.922	136.534	77.522	122.377	163.489	78.164	71.412	81.946	123.743	106.291	57.697	75.249	54.677	89.703	131.151
69	T	0.5416	2.1678	3.9602	5.0116	7.8593	9.0405	5.3686	4.5709	4.8517	2.9553	2.6667	2.2776	2.5729	6.5206	3.6331
	S	148.550	135.873	77.475	122.443	163.963	74.890	69.851	81.295	121.419	102.435	57.783	74.840	54.590	90.238	130.805
70	T	0.5431	2.1508	3.9706	5.0316	7.8515	8.9804	5.2397	4.5639	4.8614	2.9347	2.6550	2.2570	2.6123	6.5717	3.6488
	S	148.139	136.947	77.272	121.957	164.126	75.391	71.569	81.420	121.177	103.154	58.038	75.523	53.767	89.537	130.242
71	T	0.5449	2.1808	3.9809	5.0114	7.8358	8.7406	5.2003	4.5915	4.8654	2.8154	2.6917	2.2848	2.6277	6.5388	3.6442
	S	147.650	135.063	77.073	122.448	164.455	77.460	72.111	80.930	121.078	107.525	57.247	74.604	53.452	89.987	130.406
72	T	0.5447	2.1599	3.9770	4.9952	7.8665	8.7622	5.1898	4.5192	4.8447	2.9447	2.6262	2.2713	2.5787	6.5450	3.6397
	S	147.704	136.370	77.148	122.845	163.813	77.269	72.257	82.225	121.595	102.804	58.674	75.047	54.467	89.902	130.568
73	T	0.5448	2.1820	3.9603	5.0028	7.8882	8.7587	5.2732	4.5672	4.8018	2.8507	2.6447	2.2606	2.5950	6.6685	3.6668
	S	147.677	134.989	77.473	122.659	163.363	77.300	71.114	81.361	122.681	106.194	58.264	75.402	54.125	88.237	129.603
74	T	0.5452	2.2051	3.9643	5.0188	8.0895	9.0689	5.3505	4.6198	4.8416	2.8669	2.6974	2.3309	2.6290	6.6266	3.6643
	S	147.569	133.575	77.395	122.268	159.297	74.656	70.087	80.434	121.673	105.594	57.126	73.128	53.425	88.795	129.691
75	T	0.5454	2.1467	3.9810	4.9089	7.8343	8.8147	5.2826	4.6272	4.9260	2.9197	2.6713	2.3231	2.6276	6.5921	3.6210
	S	147.515	137.208	77.071	125.005	164.486	76.809	70.988	80.306	119.588	103.684	57.684	73.374	53.454	89.260	131.242
76	T	0.5416	2.1468	4.0163	4.9806	7.7242	9.7651	5.9073	4.7460	4.9301	2.9782	2.7679	2.3327	2.6739	6.7543	3.6554
	S	148.550	137.202	76.393	123.205	166.831	69.333	63.481	78.296	119.489	101.648	55.671	73.072	52.528	87.116	130.007

**Event:** Honda Indy Toronto  
**Track:** Streets of Toronto  
**Report:** Section Data Report  
**Session:** Race

**Round 10**  
**1.786 mile(s)**

**NTT INDYCAR SERIES**  
**July 16, 2023**



**Section Data for Car 78 - Canapino, Agustin (R)**

Lap	T/Slap	PI to PO	PO to I8	SF to PI
58	T	63.3104		
	S	101.557		
59	T	63.2307		
	S	101.685		
60	T	63.4134		
	S	101.392		
61	T	63.0152		
	S	102.033		
62	T	63.3803		
	S	101.445		
63	T	63.2954		
	S	101.581		
64	T	63.3163		
	S	101.547		
65	T	63.7577		
	S	100.844		
66	T	63.2255		
	S	101.693		
67	T	63.1978		
	S	101.738		
68	T	63.2995		
	S	101.574		
69	T	63.9984		
	S	100.465		
70	T	63.8725		
	S	100.663		
71	T	63.5542		
	S	101.167		
72	T	63.4648		
	S	101.310		
73	T	63.6653		
	S	100.991		
74	T	64.5188		
	S	99.655		
75	T	63.8216		
	S	100.743		
76	T	65.9204		
	S	97.536		

Event: Honda Indy Toronto  
 Track: Streets of Toronto  
 Report: Section Data Report  
 Session: Race

Round 10  
 1.786 mile(s)  
 NTT INDYCAR SERIES  
 July 16, 2023



Section Data for Car 78 - Canapino, Agustin (R)

Lap	T/SF to I1	I1 to I2	I2 to I3A	I3A to I3	I3 to I4	I4 to I5	I5 to I6A	I6A to I6	I6 to I7A	I7A to I7	I7 to I8	I8 to I9A	I9A to I9	I9 to I10	I10 to SF	
77	T	0.5446	2.2179	4.0242	4.9323	7.7568	8.8190	5.2016	4.5828	4.8238	2.8965	2.6315	2.2636	2.6079	6.5903	3.6281
	S	147.731	132.804	76.243	124.412	166.130	76.771	72.093	81.084	122.122	104.515	58.556	75.302	53.857	89.284	130.985
78	T	0.5413	2.1630	3.9566	4.9166	7.8042	9.1194	5.4013	4.6310	4.8683	2.8552	2.6727	2.2777	2.5564	6.4822	3.6376
	S	148.632	136.175	77.546	124.809	165.121	74.242	69.428	80.240	121.005	106.027	57.654	74.836	54.942	90.773	130.643
79	T	0.5423	2.1438	3.9909	4.9672	7.8036	8.8732	5.2588	4.5922	4.8083	2.8128	2.6882	2.2465	2.5977	6.5658	3.6537
	S	148.358	137.394	76.879	123.538	165.134	76.302	71.309	80.918	122.515	107.625	57.321	75.876	54.069	89.617	130.067
80	T	0.5444	2.2123	4.0045	4.9115	7.6805	9.2550	5.4026	4.6209	4.8706	2.9288	2.6812	2.2638	2.6158	6.5762	3.6562
	S	147.786	133.140	76.618	124.939	167.780	73.155	69.411	80.415	120.948	103.362	57.471	75.296	53.695	89.476	129.978
81	T	0.5450	2.1393	3.9683	4.9340	7.8234	8.9232	5.2620	4.6024	4.7851	2.8691	2.6283	2.3086	2.5833	6.6117	3.6256
	S	147.623	137.683	77.317	124.369	164.716	75.875	71.266	80.739	123.109	105.513	58.628	73.835	54.370	88.995	131.075
82	T	0.5411	2.2160	4.0085	4.9722	7.9532	8.9911	5.1975	4.6426	4.8664	2.9381	2.6579	2.3029	2.6266	6.5206	3.6318
	S	148.687	132.918	76.542	123.413	162.027	75.302	72.150	80.039	121.053	103.035	57.975	74.017	53.474	90.238	130.852
83	T	0.5419	2.1865	4.0286	4.9184	7.9258	9.0592	5.3110	4.6513	4.8794	3.0534	2.7082	2.2909	2.6237	6.8267	3.7340
	S	148.468	134.711	76.160	124.763	162.588	74.736	70.608	79.890	120.730	99.144	56.898	74.405	53.533	86.192	127.270
84	T	0.6027	2.5735	4.3301	5.1918	8.1833	9.4904	5.5501	4.8307	5.3015	3.1045	2.7071	2.4880	2.8055	6.9002	3.9123
	S	133.490	114.453	70.857	118.193	157.471	71.340	67.566	76.923	111.118	97.512	56.921	68.511	50.064	85.274	121.470
85	T	0.6267	2.6594	4.2255	5.7701	9.2575	9.3522	5.5740	4.7498	5.1941	3.1043	2.7457	2.4781	2.7742	6.9189	3.6747
	S	128.378	110.756	72.611	106.348	139.199	72.394	67.277	78.233	113.415	97.519	56.121	68.784	50.629	85.044	129.324
86	T	0.5763	2.8233	4.7521	7.9452											
	S	139.605	104.327	64.565	77.234											

**Event:** Honda Indy Toronto  
**Track:** Streets of Toronto  
**Report:** Section Data Report  
**Session:** Race

**Round 10**  
**1.786 mile(s)**

**NTT INDYCAR SERIES**  
**July 16, 2023**



**Section Data for Car 78 - Canapino, Agustin (R)**

Lap	T/SLap	PI to PO	PO to I8	SF to PI
77	T	63.5209		
	S	101.220		
78	T	63.8835		
	S	100.646		
79	T	63.5450		
	S	101.182		
80	T	64.2243		
	S	100.112		
81	T	63.6093		
	S	101.080		
82	T	64.0665		
	S	100.358		
83	T	64.7390		
	S	99.316		
84	T	67.9717		
	S	94.592		
85	T	69.1052		
	S	93.041		
86	T			
	S			

**Event:** Honda Indy Toronto  
**Track:** Streets of Toronto  
**Report:** Section Data Report  
**Session:** Race

**Round 10**  
**1.786 mile(s)**






**NTT INDYCAR SERIES**  
**July 16, 2023**

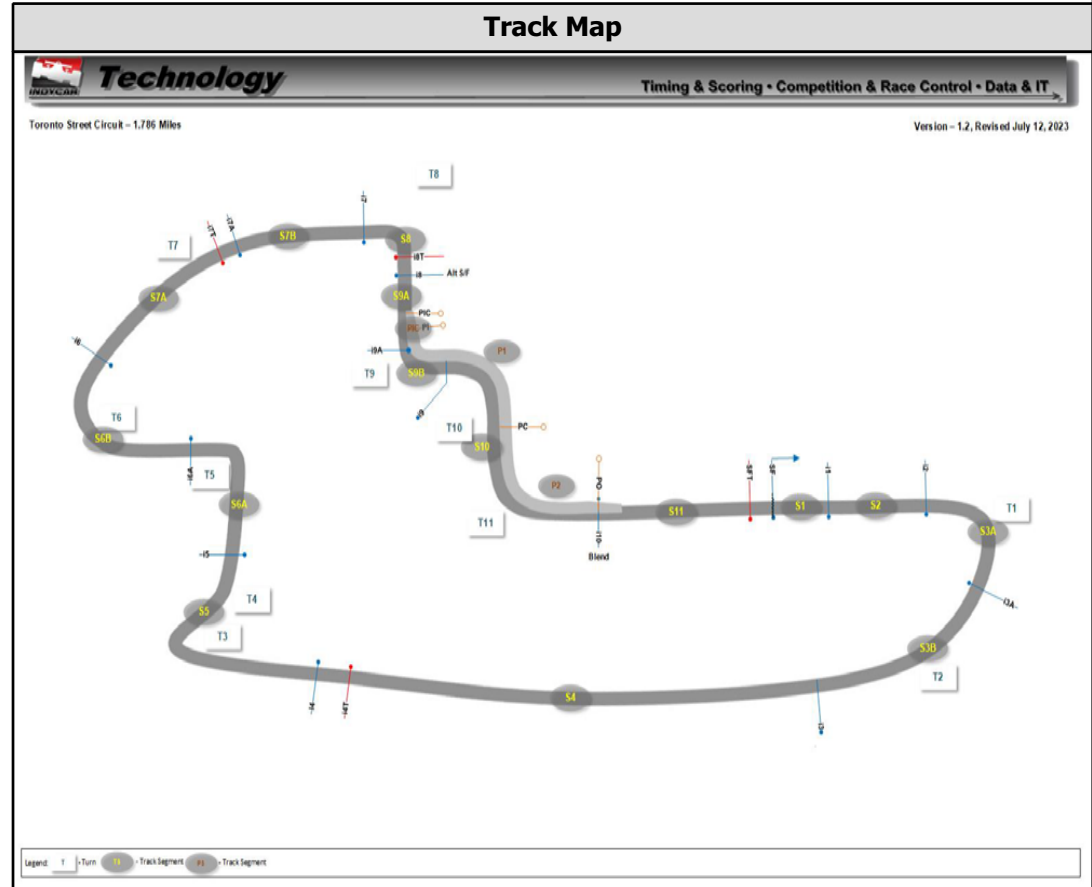


**Section Data for Car**

**Report Support Information**

Section Legend	
Name	Length
SF to I1	0.022348 miles
I1 to I2	0.081818 miles
I2 to I3A	0.085227 miles
I3A to I3	0.170455 miles
I3 to I4	0.357955 miles
I4 to I5	0.188068 miles
I5 to I6A	0.104167 miles
I6A to I6	0.103220 miles
I6 to I7A	0.163636 miles
I7A to I7	0.084091 miles
I7 to I8	0.042803 miles
I8 to I9A	0.047348 miles
I9A to I9	0.039015 miles
I9 to I10	0.163447 miles
I10 to SF	0.132008 miles
I2 to I3	0.255682 miles
I5 to I6	0.207386 miles
I6 to I7	0.247727 miles
I8 to I9	0.086364 miles
Lap	1.786000 miles
PI to PO	0.192614 miles
PO to I8	1.535795 miles
SF to PI	1.460985 miles

Color Legend	
	Fastest Lap
	Section Under Caution
	Section Under Green
	Section Time Data
	Section Speed Data



**Event:** Honda Indy Toronto  
**Track:** Streets of Toronto  
**Report:** Section Data Report  
**Session:** Race

**Round 10**  
**1.786 mile(s)**  
**NTT INDYCAR SERIES**  
**July 16, 2023**



**Section Data for Car**

PO to SF	0.132008 miles
I7 to PI	0.100000 miles
PO to PI	1.592992 miles